

# KY COUNCIL ON POSTSECONDARY EDUCATION COUNCIL MEETINGS



January 28-29, 2021

All times are Eastern Standard Time.

ZOOM Links for Presenters will be sent via calendar notice.

---

## January 28, 2021 – Annual Data Briefings Day 1

Public Livestream Link: <https://youtu.be/LhRizuJnjBg>

1:00-1:30 p.m.	CPE Statewide Data Briefing
1:30-2:00 p.m.	Kentucky State University Data Briefing
2:00-2:30 p.m.	Eastern Kentucky University Data Briefing
2:30-2:45 p.m.	<i>BREAK</i>
2:45-3:15 p.m.	Murray State University Data Briefing
3:15-3:45 p.m.	Morehead State University Data Briefing
3:45-4:15 p.m.	Western Kentucky University Data Briefing

## January 29, 2021 – Annual Data Briefings Day 2

Public Livestream Link: <https://youtu.be/O9BYOAihe3I>

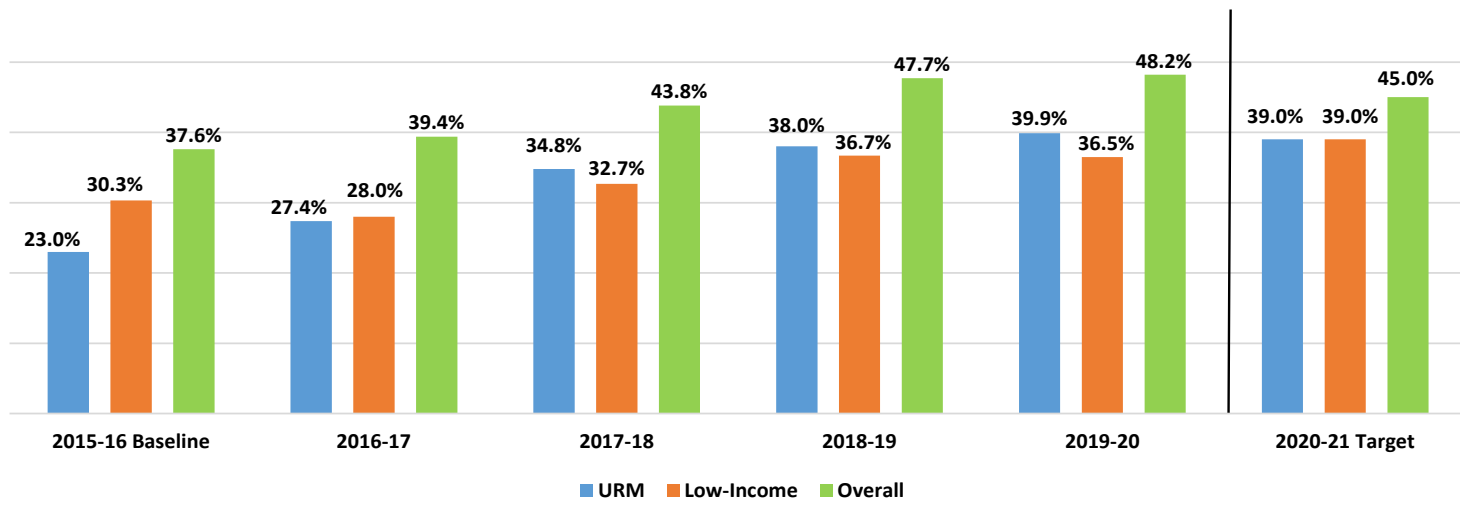
9:00-9:30 a.m.	Northern Kentucky University Data Briefing
9:30-10:00 a.m.	University of Louisville Data Briefing
10:00-10:30 a.m.	University of Kentucky Data Briefing
10:30-10:45 a.m.	<i>BREAK</i>
10:45-11:30 a.m.	KCTCS Data Briefing
11:30 a.m.	Debrief and Adjournment

## January 29, 2021 @ 1:00 p.m. – Council Business Meeting

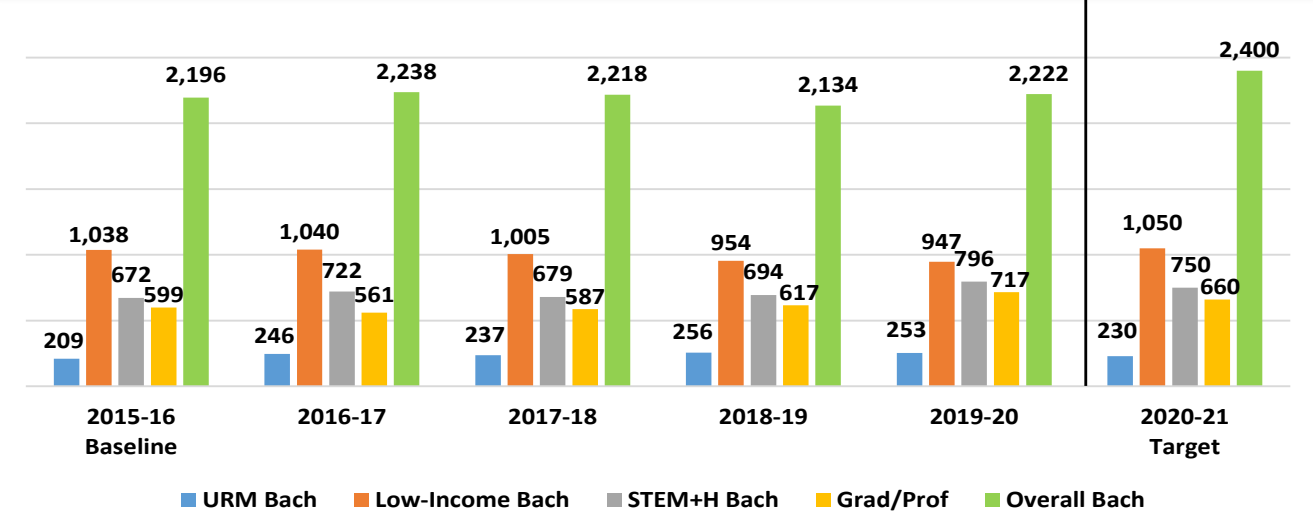
Public Livestream Link: [https://youtu.be/\\_n3Z-Kf5qvW](https://youtu.be/_n3Z-Kf5qvW)

# NORTHERN KENTUCKY UNIVERSITY HIGHLIGHTS

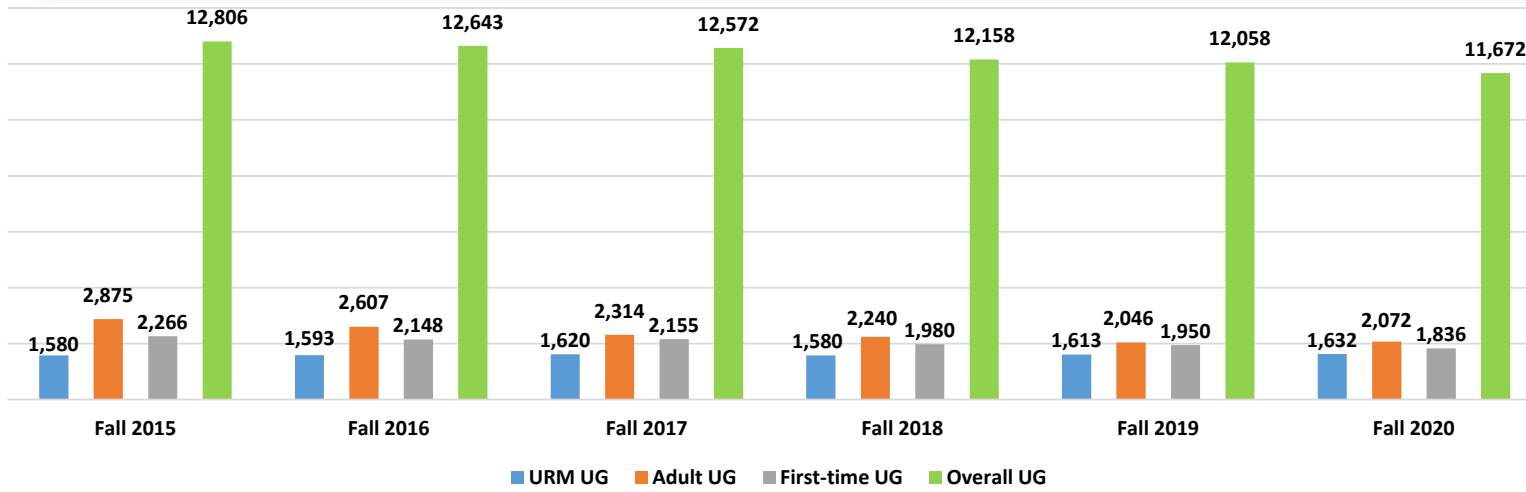
## Six-Year Graduation Rate



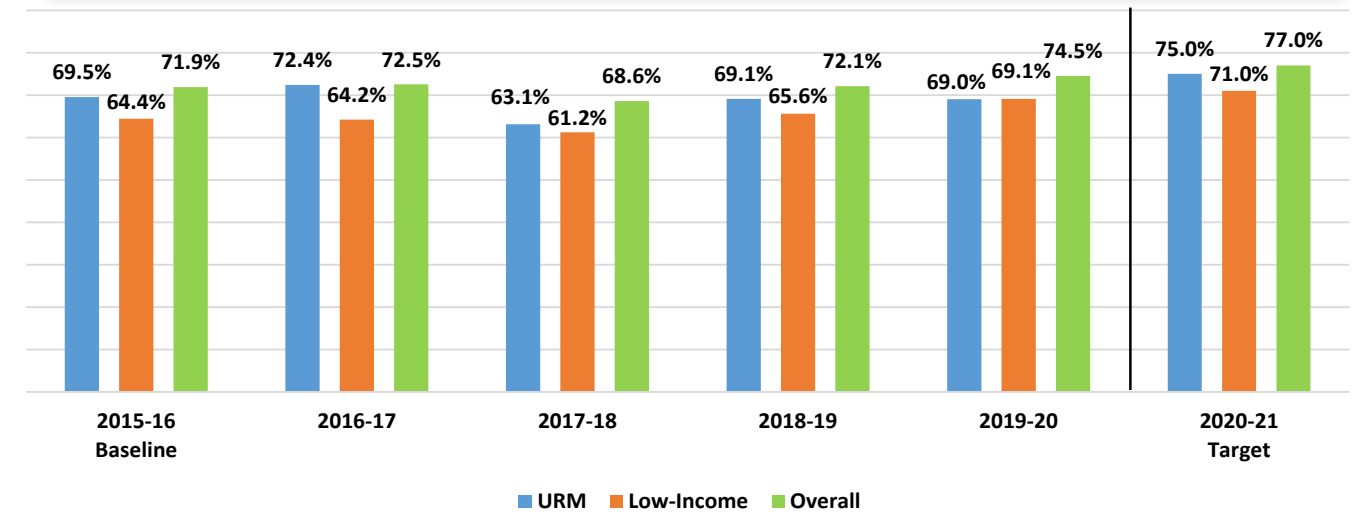
## Degrees Awarded



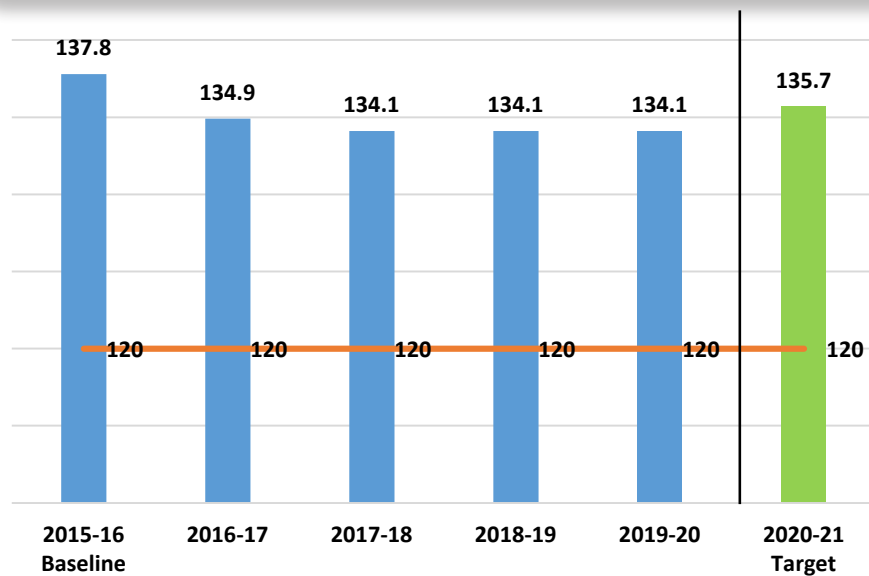
## Undergraduate Enrollment



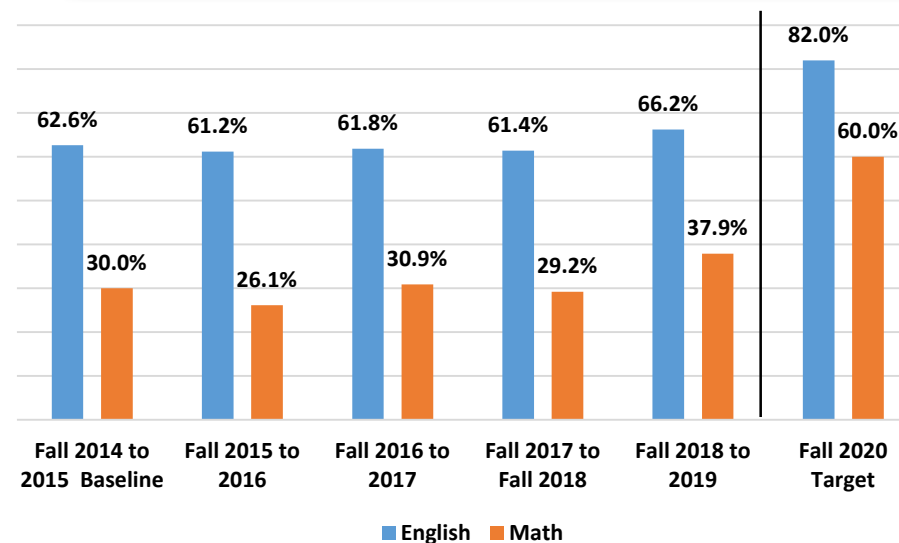
## First-Year to Second-Year Retention



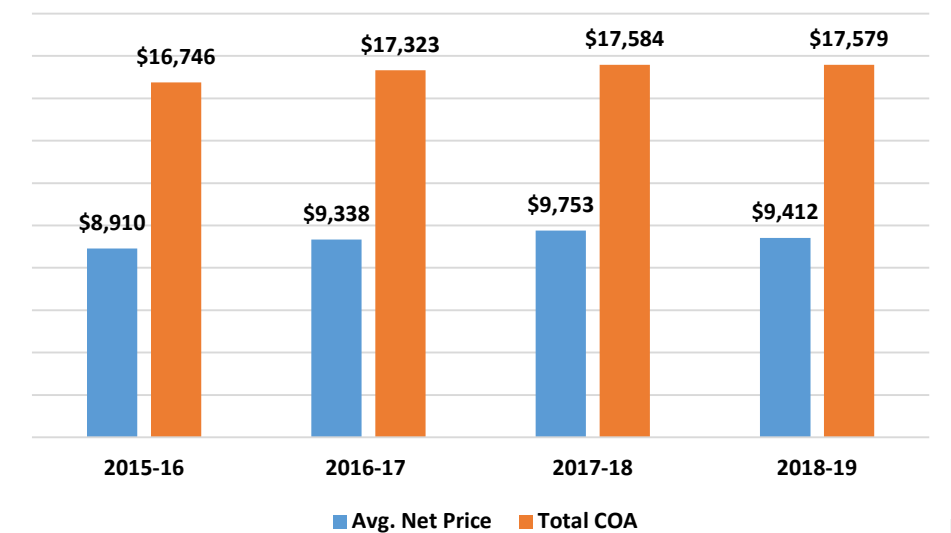
## Average Credit Hours at Graduation



## Success of Underprepared Students in Gateway Courses



## Average Net Price & Total Cost of Attendance



# INSTITUTION GOALS

METRIC	EKU			KSU			MoSU			MuSU			NKU			WKU			UK			UofL			4-YR PUBLIC TOTAL			
	15-16	19-20	2021 Goal	15-16	19-20	2021 Goal	15-16	19-20	2021 Goal	15-16	19-20	2021 Goal	15-16	19-20	2021 Goal	15-16	19-20	2021 Goal	15-16	19-20	2021 Goal	15-16	19-20	2021 Goal	15-16	19-20	2021 Goal	
<b>Graduation Rates</b>																												
Overall	45.0%	52.3%	50.0%	20.6%	30.3%	30.0%	45.7%	42.6%	48.2%	48.6%	53.1%	58.0%	37.6%	48.2%	45.0%	51.9%	55.1%	53.7%	63.6%	66.0%	70.0%	52.8%	60.4%	60.1%	50.6%	56.4%	60.0%	
URM	37.0%	38.2%	43.0%	20.1%	27.3%	30.0%	32.6%	34.4%	37.5%	37.6%	33.3%	42.0%	23.0%	39.9%	39.0%	33.9%	36.9%	40.0%	52.4%	53.0%	58.5%	51.1%	53.7%	58.5%	38.8%	44.0%	50.0%	
Low-Income	36.3%	43.4%	42.0%	20.3%	29.2%	30.0%	34.1%	32.9%	38.0%	37.4%	40.3%	42.0%	30.3%	36.5%	39.0%	41.0%	41.5%	45.0%	51.5%	52.9%	56.0%	45.1%	50.3%	54.1%	38.8%	43.2%	50.0%	
<b>Degrees and Credentials Awarded</b>																												
Overall	2,559	2,634	2,690	276	137	320	1,306	1,139	1,477	1,696	1,659	1,783	2,196	2,222	2,400	2,817	3,042	3,100	4,540	5,202	5,200	2,705	3,112	3,100	18,095	19,147	20,070	
URM	207	284	218	160	105	170	69	73	84	151	183	165	209	253	230	315	386	347	536	777	621	484	646	585	2,131	2,707	2,420	
Low-Income	1,378	1,360	1,458	211	103	220	779	634	819	747	753	815	1,038	947	1,050	1,353	1,339	1,455	1,422	1,499	1,650	1,137	1,232	1,356	8,065	7,867	8,823	
STEM+H	769	819	820	65	24	65	343	336	397	741	616	747	672	796	750	888	928	1,021	1,609	2,022	2,100	835	1,095	1,085	5,922	6,636	6,620	
Graduate and Professional	903	862	950	45	30	60	339	293	374	696	500	699	599	717	660	881	868	950	2,098	2,244	2,250	1,937	1,945	2,011	7,498	7,459	7,855	
<b>Enrollment*</b>																												
UG Overall	14,327	12,070	NG	1,433	2,148	NG	9,783	8,621	NG	9,268	7,939	NG	12,806	11,672	NG	17,315	15,287	NG	22,761	22,246	NG	15,985	16,118	NG	103,678	96,101	NG	
UG URM	1,555	1,683	NG	831	1,429	NG	672	700	NG	1,035	909	NG	1,580	1,632	NG	2,586	2,621	NG	3,492	3,752	NG	3,108	4,065	NG	14,859	16,791	NG	
UG African American	822	698	NG	744	1,285	NG	330	241	NG	631	449	NG	848	755	NG	1,544	1,313	NG	1,701	1,580	NG	1,765	2,081	NG	8,385	8,402	NG	
UG Hispanic	349	499	NG	46	68	NG	141	209	NG	183	209	NG	376	472	NG	542	688	NG	954	1,241	NG	635	970	NG	3,226	4,356	NG	
UG First-time	2,794	2,270	NG	210	568	NG	1,484	1,199	NG	1,468	1,503	NG	2,266	1,836	NG	3,121	3,120	NG	5,166	4,894	NG	2,822	2,879	NG	19,331	18,269	NG	
UG Adult (25-64)	3,260	2,360	NG	328	146	NG	1,447	779	NG	1,660	833	NG	2,875	2,072	NG	2,779	1,680	NG	1,756	1,447	NG	2,766	2,205	NG	16,871	11,522	NG	
Graduate Overall	2,517	2,395	NG	153	142	NG	1,092	686	NG	1,730	1,517	NG	1,914	4,540	NG	2,753	2,231	NG	7,959	8,864	NG	6,382	7,128	NG	24,500	27,503	NG	
Graduate URM	250	313	NG	72	71	NG	88	79	NG	153	188	NG	191	759	NG	347	387	NG	674	1,044	NG	878	1,290	NG	2,653	4,131	NG	
<b>Diversity Enrollment*</b>																												
UG Black, Non-Hispanic Only	5.7%	5.8%	6.0%	51.9%	59.8%	45.0%	3.4%	2.8%	3.8%	6.8%	5.7%	6.5%	6.6%	6.5%	7.1%	8.9%	8.6%	10.0%	7.5%	7.1%	8.3%	11.0%	12.9%	14.0%	8.1%	8.7%	NG	
UG Hispanic or Latino	2.4%	4.1%	2.8%	3.2%	3.2%	5.0%	1.4%	2.4%	1.6%	2.0%	2.6%	2.1%	2.9%	4.0%	3.9%	3.1%	4.5%	4.0%	4.2%	5.6%	4.9%	4.0%	6.0%	6.0%	3.1%	4.5%	NG	
UG URM	10.9%	13.9%	12.0%	58.0%	66.5%	60.0%	6.9%	8.1%	7.6%	11.2%	11.5%	11.3%	12.3%	14.0%	14.0%	14.9%	17.2%	15.8%	15.3%	16.9%	17.7%	19.4%	25.2%	23.0%	14.3%	17.5%	NG	
Graduate URM	9.9%	13.1%	10.4%	47.1%	50.0%	50.0%	8.1%	11.5%	8.6%	8.8%	12.4%	8.9%	10.0%	16.7%	15.0%	12.6%	17.4%	13.1%	8.5%	11.8%	9.9%	13.8%	18.1%	15.5%	10.8%	15.0%	NG	
<b>1st-Yr. to 2nd-Yr. Retention Rates</b>																												
Overall	74.0%	79.5%	75.0%	59.2%	78.5%	70.0%	70.7%	75.8%	76.2%	74.2%	81.1%	81.0%	71.9%	74.5%	77.0%	72.8%	76.8%	74.6%	81.7%	85.9%	90.0%	79.7%	80.9%	82.0%	76.3%	80.7%	81.8%	
URM	64.1%	80.3%	67.0%	60.3%	78.1%	70.0%	67.8%	71.2%	73.9%	69.1%	75.3%	75.0%	69.5%	69.0%	75.0%	58.3%	73.0%	67.4%	77.2%	82.2%	80.0%	78.0%	79.2%	80.5%	71.0%	78.0%	75.3%	
Low-Income	69.9%	76.7%	72.0%	60.5%	81.0%	70.0%	67.3%	73.0%	73.5%	65.6%	72.1%	70.0%	64.4%	69.1%	71.0%	63.7%	69.9%	70.1%	74.8%	81.2%	80.0%	74.5%	78.0%	77.5%	69.2%	75.5%	72.6%	
<b>Average Credit Hrs. at Graduation</b>	140.5	137.3	137.5	142.3	136.3	120.0	138.1	134.3	136.6	138.0	135.2	132.0	137.8	134.1	135.7	139.6	135.2	137.0	140.5	139.4	135.4	142.2	137.9	137.0	139.0	137.0	134.0	
<b>Workforce Diversity</b>																												
Tenured/Tenure-Track Faculty	8.3%	6.5%	8.7%	33.7%	44.9%	45.0%	7.0%	7.2%	7.5%	6.1%	7.4%	6.1%	9.7%	10.7%	12.0%	9.3%	9.2%	10.3%	6.4%	8.6%	8.9%	10.7%	10.4%	11.5%	8.8%	9.4%	NG	
Management Occupations	8.5%	9.4%	8.9%	69.4%	70.7%	70.0%	6.9%	3.3%	8.4%	10.1%	7.7%	10.1%	10.5%	13.6%	12.5%	14.8%	12.0%	15.8%	5.2%	8.1%	9.3%	11.5%	12.7%	12.5%	11.4%	12.0%	NG	
<b>Progress of Underprepared in Eng.***</b>	54.8%	77.3%	70.0%	64.7%	61.0%	70.0%	60.4%	81.3%	75.0%	53.9%	69.1%	70.0%	62.6%	66.2%	82.0%	60.9%	64.7%	70.0%	80.7%	68.3%	85.0%	92.2%	82.4%	93.0%	64.0%	68.8%	70.0%	
<b>Progress of Underprepared in Math***</b>	18.0%	54.3%	35.0%	43.2%	62.1%	70.0%	27.5%	61.9%	50.0%	4.1%	50.5%	60.0%	30.0%	37.9%	60.0%	42.0%	46.6%	60.0%	53.7%	66.3%	65.0%	23.2%	66.2%	35.0%	32.9%	53.9%	60.0%	
<b>Average Net Price**</b>	\$12,255	\$14,674	NG	\$6,503	\$7,363	NG	\$11,296	\$12,560	NG	\$10,529	\$11,512	NG	\$8,910	\$9,412	NG	\$11,409	\$12,174	NG	\$17,850	\$18,958	NG	\$16,249	\$17,490	NG	\$17,049 (research)	\$18,219 (research)	NG	
																									\$10,298 (comps)	\$11,415 (comps)	NG	

\*For enrollment, 2019-20 represents fall 2020 counts.

\*\*For average net price, values are displayed for 2018-19.

\*\*\*For progress of underprepared students, vaules are displayed for 2014-15, instead of 2015-16, and values are displayed for 2018-19, instead of 2019-20.

# SUCCESS BY DESIGN

## Kenton County partners with NKU to let select students spend day learning on college campus

Young Scholars program takes dual-credit coursework to new level, despite COVID-19 limitations

12 Shares



Updated: 6:10 PM EDT Sep 24, 2020

Infinite Scroll Enabled



Todd Dykes

Investigative Reporter



YOUNG SCHOLARS ACADEMY

# ACCESS

## Two local universities announce free tuition program partnership

Email Share in Share Tweet Print Order Reprints



### RIVER CITY PROMISE PROGRAM





# SUCCESS BY DESIGN

EAB Connected 20 Conference



NKU CHASE  
COLLEGE OF LAW



# COMPLETION



# SUCCESS BY DESIGN

# CAREER AND COMMUNITY ENGAGEMENT

## Northern Kentucky University, city of Covington launch Collaborative for Economic Engagement



Officials celebrate the launch of the Collaborative for Economic Engagement. From left: Lee Scheben, Dr. David Schneider, NKU President Ashish Vaidya, Matt Hollenkamp with St. Elizabeth and Covington Mayor Joey Meyer  
PROVIDED BY NKU | SCOTT BESELER



CELEBRATING  
**CINCINNATI PUBLIC RADIO** NEWS  
50 YEARS OF WVUU AND 70 YEARS OF WMUB  
91.7 WYXU | 88.5 WMUB

### Upcoming Conversations Aim To Find Common Ground Among Political Differences

By MICHAEL MONKS • MAR 4, 2020

CELEBRATING  
**CINCINNATI PUBLIC RADIO** NEWS  
50 YEARS OF WVUU AND 70 YEARS OF WMUB  
91.7 WYXU | 88.5 WMUB

### NKU Students To Research Licking River's Bourbon History

By MICHAEL MONKS • FEB 19, 2020

Previous Cincinnati Edition

- Share
- Tweet
- Email



**Collaborative for  
Economic Engagement**



# Inside Higher Education

#News

## Last Chance for Federal Help?

For struggling colleges hoping for help from Congress, the next relief package could be their last chance for a while.

By [Kery Murakami](#) // June 12, 2020



SCOTT BESELER, NKU

Ashish Vaidya, Northern Kentucky University's president

<https://www.insidehighered.com/news/2020/06/12/another-stimulus-could-be-last-federal-help-colleges-while>

# Inside Higher Education

News & Views Job Search Events Reports & Data

Trending: **Coronavirus** **Live Updates** - 1 hour 8 min ago  
'Alarm Bells' on Applications Professors Assess Fall Instruction

**INSIDE HIGHER ED**

Become An Insider Login

Admissions Teaching & Learning Diversity

Free Newsletters Membership Advertise Hire Faculty & Staff

#Views #Opinion Print

## The Essentiality of Public-Private Partnerships

They are vital for regional state universities to further their missions and thrive in the future, writes Ashish Vaidya.

By **Ashish Vaidya** // July 9, 2020

It is said that crises don't change things so much as accelerate what was already underway. That is certainly true for the pandemic's impact on higher education and online learning. Before the pandemic, **one-third** of all undergraduates were already enrolled in online classes, and the number of college students taking online classes had grown for **14 straight years**. Based on what colleges and universities around the country **have already announced** about fall reopenings, digital instruction is about to grow significantly.



Northern Kentucky University's Food Pantry in Partnership with Kroger

But the effect of the crisis on how higher education must operate extends well beyond technology-enhanced teaching and learning. Institutions must accept that the pandemic has, finally, made it impossible to ignore the rising urgency of much-needed **structural transformation**. Most notably, where the **cost of education** was already distressing families prior to the crisis, this semester's disruptive move to off-campus instruction has **called into question** institutional business models. When families are **reluctant to pay** deposits and colleges and universities nationwide are **struggling** to find the resources to address upheaval, changes in how higher education institutions operate can no longer be put off.

<https://www.insidehighered.com/views/2020/07/09/public-private-partnerships-are-vital-regional-state-universities-further-their>



# 24/7 Wall St.


24/7 WALL ST. Business City Data Centers Technology Investing Economy Special Report

SPECIAL REPORT

## Most Affordable Colleges With Best Outcomes in Every State

Michael B. Sauter

January 13, 2021 9:37 am  
Last Updated: January 14, 2021 7:49 am



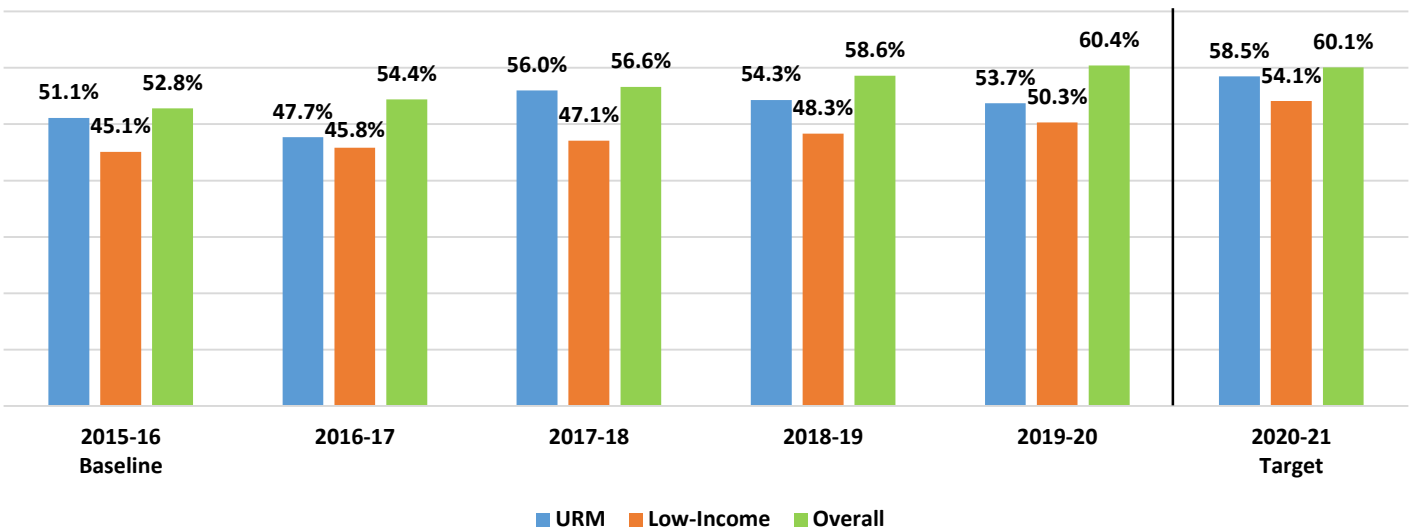
Source: Samvscat / Wikimedia Commons

**Kentucky: Northern Kentucky University**

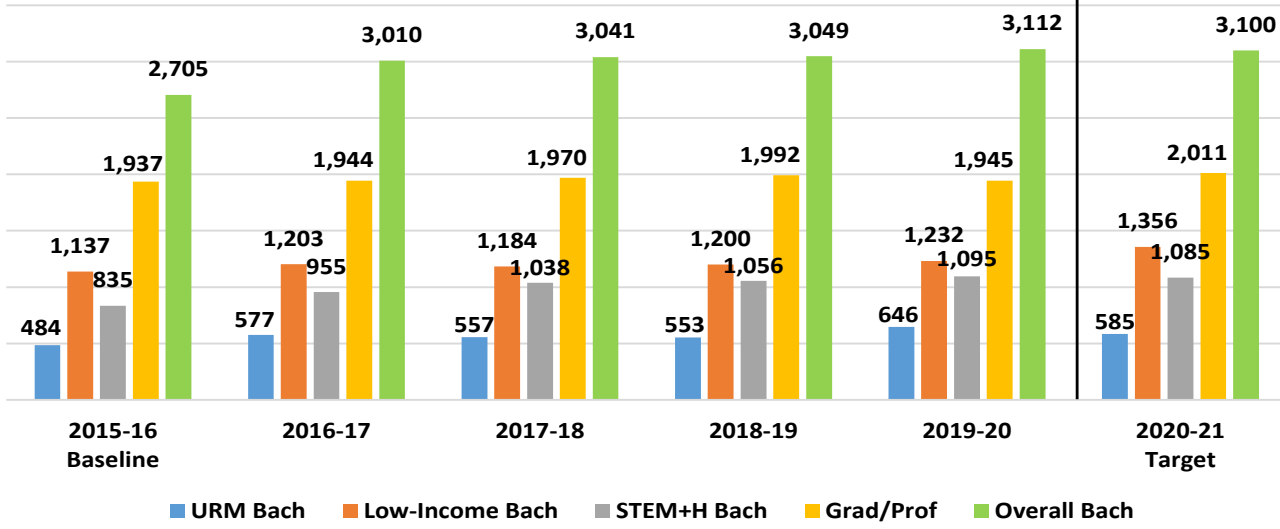
- > **City:** Highland Heights
- > **Admission rate:** 90.2%
- > **Undergraduate enrollment:** 10,201
- > **Avg. annual cost of attendance:** \$17,711
- > **Employment rate 6 yrs. after enrollment:** 93.0%

# UNIVERSITY OF LOUISVILLE HIGHLIGHTS

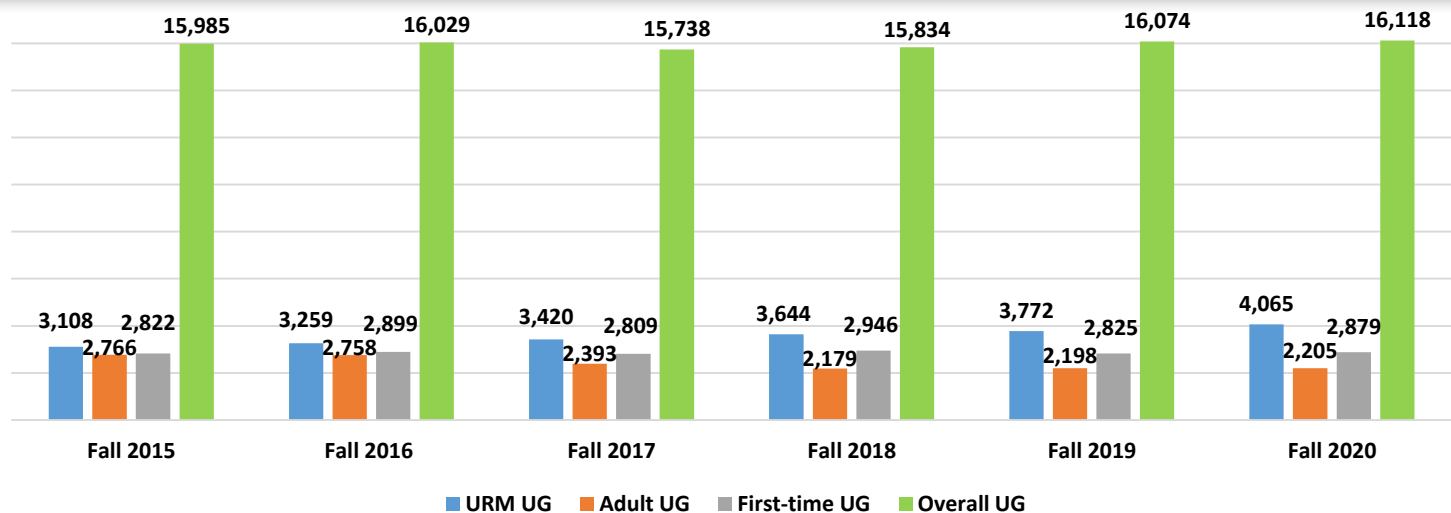
## Six-Year Graduation Rate



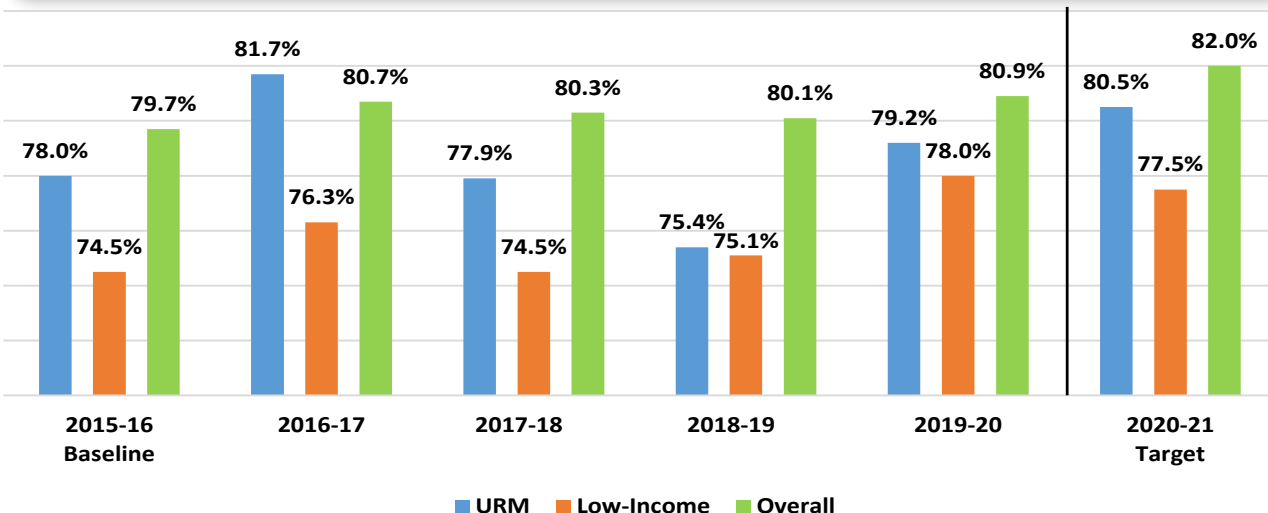
## Degrees Awarded



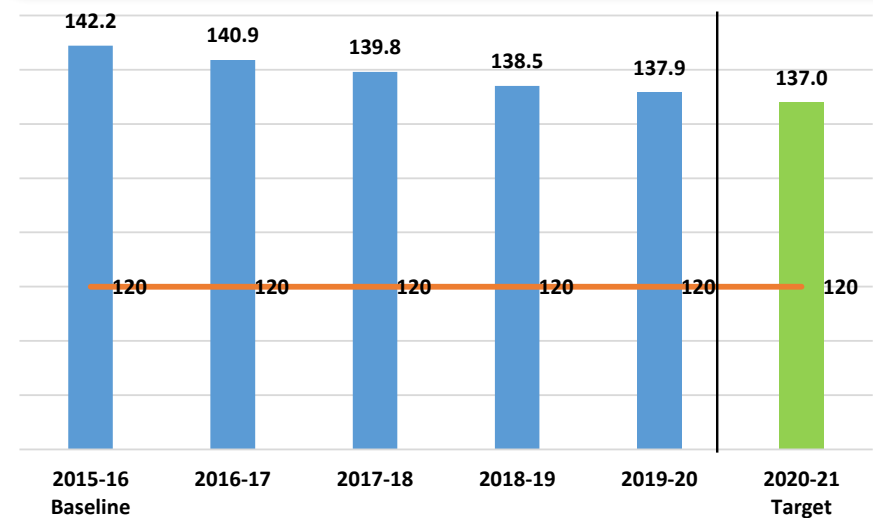
## Undergraduate Enrollment



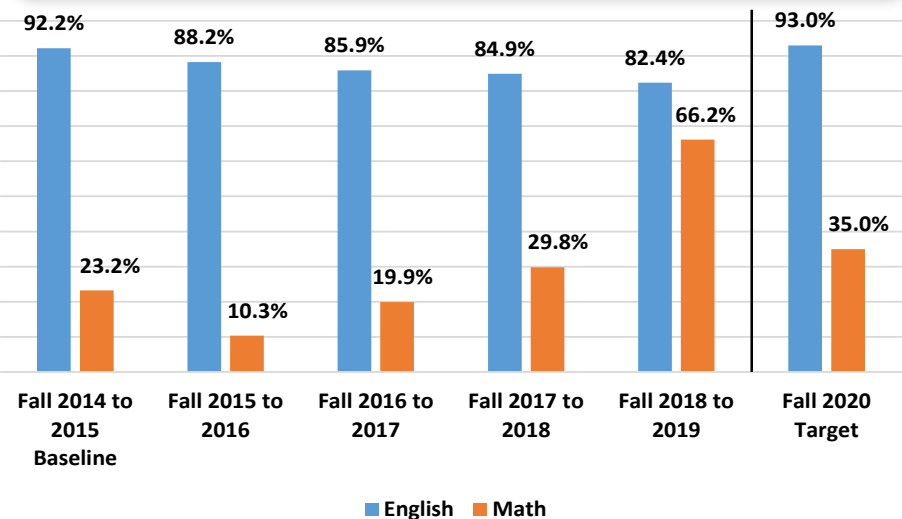
## First-Year to Second-Year Retention



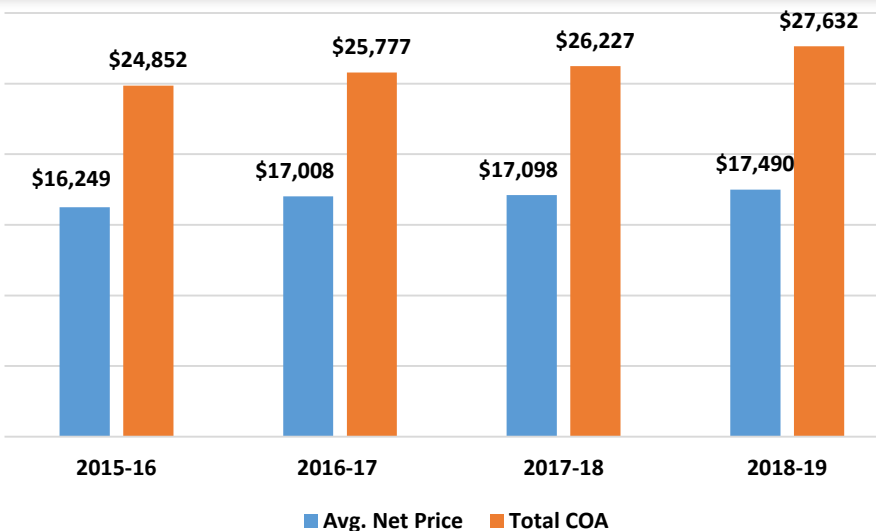
## Average Credit Hours at Graduation



## Success of Underprepared Students in Gateway Courses



## Average Net Price & Total Cost of Attendance



# INSTITUTION GOALS

METRIC	EKU			KSU			MoSU			MuSU			NKU			WKU			UK			UofL			4-YR PUBLIC TOTAL			
	15-16	19-20	2021 Goal	15-16	19-20	2021 Goal	15-16	19-20	2021 Goal	15-16	19-20	2021 Goal	15-16	19-20	2021 Goal	15-16	19-20	2021 Goal	15-16	19-20	2021 Goal	15-16	19-20	2021 Goal	15-16	19-20	2021 Goal	
<b>Graduation Rates</b>																												
Overall	45.0%	52.3%	50.0%	20.6%	30.3%	30.0%	45.7%	42.6%	48.2%	48.6%	53.1%	58.0%	37.6%	48.2%	45.0%	51.9%	55.1%	53.7%	63.6%	66.0%	70.0%	52.8%	60.4%	60.1%	50.6%	56.4%	60.0%	
URM	37.0%	38.2%	43.0%	20.1%	27.3%	30.0%	32.6%	34.4%	37.5%	37.6%	33.3%	42.0%	23.0%	39.9%	39.0%	33.9%	36.9%	40.0%	52.4%	53.0%	58.5%	51.1%	53.7%	58.5%	38.8%	44.0%	50.0%	
Low-Income	36.3%	43.4%	42.0%	20.3%	29.2%	30.0%	34.1%	32.9%	38.0%	37.4%	40.3%	42.0%	30.3%	36.5%	39.0%	41.0%	41.5%	45.0%	51.5%	52.9%	56.0%	45.1%	50.3%	54.1%	38.8%	43.2%	50.0%	
<b>Degrees and Credentials Awarded</b>																												
Overall	2,559	2,634	2,690	276	137	320	1,306	1,139	1,477	1,696	1,659	1,783	2,196	2,222	2,400	2,817	3,042	3,100	4,540	5,202	5,200	2,705	3,112	3,100	18,095	19,147	20,070	
URM	207	284	218	160	105	170	69	73	84	151	183	165	209	253	230	315	386	347	536	777	621	484	646	585	2,131	2,707	2,420	
Low-Income	1,378	1,360	1,458	211	103	220	779	634	819	747	753	815	1,038	947	1,050	1,353	1,339	1,455	1,422	1,499	1,650	1,137	1,232	1,356	8,065	7,867	8,823	
STEM+H	769	819	820	65	24	65	343	336	397	741	616	747	672	796	750	888	928	1,021	1,609	2,022	2,100	835	1,095	1,085	5,922	6,636	6,620	
Graduate and Professional	903	862	950	45	30	60	339	293	374	696	500	699	599	717	660	881	868	950	2,098	2,244	2,250	1,937	1,945	2,011	7,498	7,459	7,855	
<b>Enrollment*</b>																												
UG Overall	14,327	12,070	NG	1,433	2,148	NG	9,783	8,621	NG	9,268	7,939	NG	12,806	11,672	NG	17,315	15,287	NG	22,761	22,246	NG	15,985	16,118	NG	103,678	96,101	NG	
UG URM	1,555	1,683	NG	831	1,429	NG	672	700	NG	1,035	909	NG	1,580	1,632	NG	2,586	2,621	NG	3,492	3,752	NG	3,108	4,065	NG	14,859	16,791	NG	
UG African American	822	698	NG	744	1,285	NG	330	241	NG	631	449	NG	848	755	NG	1,544	1,313	NG	1,701	1,580	NG	1,765	2,081	NG	8,385	8,402	NG	
UG Hispanic	349	499	NG	46	68	NG	141	209	NG	183	209	NG	376	472	NG	542	688	NG	954	1,241	NG	635	970	NG	3,226	4,356	NG	
UG First-time	2,794	2,270	NG	210	568	NG	1,484	1,199	NG	1,468	1,503	NG	2,266	1,836	NG	3,121	3,120	NG	5,166	4,894	NG	2,822	2,879	NG	19,331	18,269	NG	
UG Adult (25-64)	3,260	2,360	NG	328	146	NG	1,447	779	NG	1,660	833	NG	2,875	2,072	NG	2,779	1,680	NG	1,756	1,447	NG	2,766	2,205	NG	16,871	11,522	NG	
Graduate Overall	2,517	2,395	NG	153	142	NG	1,092	686	NG	1,730	1,517	NG	1,914	4,540	NG	2,753	2,231	NG	7,959	8,864	NG	6,382	7,128	NG	24,500	27,503	NG	
Graduate URM	250	313	NG	72	71	NG	88	79	NG	153	188	NG	191	759	NG	347	387	NG	674	1,044	NG	878	1,290	NG	2,653	4,131	NG	
<b>Diversity Enrollment*</b>																												
UG Black, Non-Hispanic Only	5.7%	5.8%	6.0%	51.9%	59.8%	45.0%	3.4%	2.8%	3.8%	6.8%	5.7%	6.5%	6.6%	6.5%	7.1%	8.9%	8.6%	10.0%	7.5%	7.1%	8.3%	11.0%	12.9%	14.0%	8.1%	8.7%	NG	
UG Hispanic or Latino	2.4%	4.1%	2.8%	3.2%	3.2%	5.0%	1.4%	2.4%	1.6%	2.0%	2.6%	2.1%	2.9%	4.0%	3.9%	3.1%	4.5%	4.0%	4.2%	5.6%	4.9%	4.0%	6.0%	6.0%	3.1%	4.5%	NG	
UG URM	10.9%	13.9%	12.0%	58.0%	66.5%	60.0%	6.9%	8.1%	7.6%	11.2%	11.5%	11.3%	12.3%	14.0%	14.0%	14.9%	17.2%	15.8%	15.3%	16.9%	17.7%	19.4%	25.2%	23.0%	14.3%	17.5%	NG	
Graduate URM	9.9%	13.1%	10.4%	47.1%	50.0%	50.0%	8.1%	11.5%	8.6%	8.8%	12.4%	8.9%	10.0%	16.7%	15.0%	12.6%	17.4%	13.1%	8.5%	11.8%	9.9%	13.8%	18.1%	15.5%	10.8%	15.0%	NG	
<b>1st-Yr. to 2nd-Yr. Retention Rates</b>																												
Overall	74.0%	79.5%	75.0%	59.2%	78.5%	70.0%	70.7%	75.8%	76.2%	74.2%	81.1%	81.0%	71.9%	74.5%	77.0%	72.8%	76.8%	74.6%	81.7%	85.9%	90.0%	79.7%	80.9%	82.0%	76.3%	80.7%	81.8%	
URM	64.1%	80.3%	67.0%	60.3%	78.1%	70.0%	67.8%	71.2%	73.9%	69.1%	75.3%	75.0%	69.5%	69.0%	75.0%	58.3%	73.0%	67.4%	77.2%	82.2%	80.0%	78.0%	79.2%	80.5%	71.0%	78.0%	75.3%	
Low-Income	69.9%	76.7%	72.0%	60.5%	81.0%	70.0%	67.3%	73.0%	73.5%	65.6%	72.1%	70.0%	64.4%	69.1%	71.0%	63.7%	69.9%	70.1%	74.8%	81.2%	80.0%	74.5%	78.0%	77.5%	69.2%	75.5%	72.6%	
<b>Average Credit Hrs. at Graduation</b>	140.5	137.3	137.5	142.3	136.3	120.0	138.1	134.3	136.6	138.0	135.2	132.0	137.8	134.1	135.7	139.6	135.2	137.0	140.5	139.4	135.4	142.2	137.9	137.0	139.0	137.0	134.0	
<b>Workforce Diversity</b>																												
Tenured/Tenure-Track Faculty	8.3%	6.5%	8.7%	33.7%	44.9%	45.0%	7.0%	7.2%	7.5%	6.1%	7.4%	6.1%	9.7%	10.7%	12.0%	9.3%	9.2%	10.3%	6.4%	8.6%	8.9%	10.7%	10.4%	11.5%	8.8%	9.4%	NG	
Management Occupations	8.5%	9.4%	8.9%	69.4%	70.7%	70.0%	6.9%	3.3%	8.4%	10.1%	7.7%	10.1%	10.5%	13.6%	12.5%	14.8%	12.0%	15.8%	5.2%	8.1%	9.3%	11.5%	12.7%	12.5%	11.4%	12.0%	NG	
<b>Progress of Underprepared in Eng.***</b>	54.8%	77.3%	70.0%	64.7%	61.0%	70.0%	60.4%	81.3%	75.0%	53.9%	69.1%	70.0%	62.6%	66.2%	82.0%	60.9%	64.7%	70.0%	80.7%	68.3%	85.0%	92.2%	82.4%	93.0%	64.0%	68.8%	70.0%	
<b>Progress of Underprepared in Math***</b>	18.0%	54.3%	35.0%	43.2%	62.1%	70.0%	27.5%	61.9%	50.0%	4.1%	50.5%	60.0%	30.0%	37.9%	60.0%	42.0%	46.6%	60.0%	53.7%	66.3%	65.0%	23.2%	66.2%	35.0%	32.9%	53.9%	60.0%	
<b>Average Net Price**</b>	\$12,255	\$14,674	NG	\$6,503	\$7,363	NG	\$11,296	\$12,560	NG	\$10,529	\$11,512	NG	\$8,910	\$9,412	NG	\$11,409	\$12,174	NG	\$17,850	\$18,958	NG	\$16,249	\$17,490	NG	\$17,049 (research)	\$18,219 (research)	NG	
																									\$10,298 (comps)	\$11,415 (comps)	NG	

\*For enrollment, 2019-20 represents fall 2020 counts.

\*\*For average net price, values are displayed for 2018-19.

\*\*\*For progress of underprepared students, values are displayed for 2014-15, instead of 2015-16, and values are displayed for 2018-19, instead of 2019-20.





# THE CARDINAL PRINCIPLES

The university follows a set of guiding principles that shape our community and our actions. Every member of the University of Louisville family is expected to follow these Cardinal Principles:

## C A R D I N A L

Let us be a university that is a **Community of Care**. Care for self, care for one another as the Cardinal Family and care for the community beyond. We are a community – not just a collection of individuals. We are a community – not just buildings connected by an HVAC system.

**Accountability.** We keep our promises. We own mistakes. We are accountable to the team.

**Respect, Irrespective of Position.** We respect each other's humanity and dignity, no matter what our positions in the organization are. We also respect our right to differing and conflicting positions on issues. We will be a place that prepares students for ideas, not protects students from ideas.

**Diversity and Inclusion.** We celebrate diversity of thought, perspectives and life experiences. As our state motto declares: United We Stand, Divided We Fall. We want everyone, in the richness of all of their many unique and intersecting identities, to feel included in the Cardinal fold.

**Integrity and Transparency.** We will be true to our mission of an urban research university to create, disseminate and apply knowledge. Integrity is our collective commitment to make decisions with the best interests of our university in mind and to share the decision-making rationale and outcomes.

**Noble Purpose.** Each of us will identify for ourselves the way in which we make a difference. We must solve the problems of access and affordability to give everyone the opportunity to find and pursue their own noble purpose.

**Agility.** We will recognize that things change and when they do, we must change things. We know when adaptation in an organization does not keep pace with adaptation in the environment, the organization will not survive.

**Leadership.** We recognize management is a position but leadership is an activity. We will all behave as owners of the University of Louisville because we are. "We are UofL" is not just a hashtag or a slogan. It is our declaration of leadership and ownership.

# DIVERSITY & INCLUSION PROGRESS

## UOFL LEADS THE WAY

Pan African Studies Department in Kentucky

Housing community in the South for LGBTQ+ students and allies



**Only**

graduate certificate in African American Theatre in the United States

Kentucky college or university to open a full-service LGBT Center

**1st**

Endowed chair in LGBT studies in the United States

Institution to launch AAMC curriculum with LGBT competencies for medical students, through the eQuality project

## NATIONAL RECOGNITION

**'A' rating**

from Education Trust, indicating the % of Black & Latino students on campus is representative of the state's Black & Latino populations

**6 years of recognition** for "Best of the Best"



LGBTQ-friendly universities by Campus Pride Index

**7 year receipt**

of *INSIGHT Into Diversity* magazine's Higher Education Excellence in Diversity (HEED) Award



Named a 2020 HEED Diversity Champion

**2 year winner**

of the Health Professions HEED Award

## SUPPORT PROGRAMS

**Woodford R. Porter Scholarship**

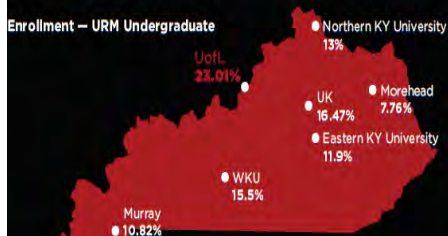
**Dawn Wilson Scholarship**

**Muhammad Ali Scholars program**

**Martin Luther King, Jr. Scholars program**

## HOW UOFL COMPARES TO OTHER COLLEGES AND UNIVERSITIES

Enrollment — URM Undergraduate



**59%**

increase in number of underrepresented minorities who earned STEM degrees in the 2018-19 academic year compared to the 2014-15 academic year

2019 data from Kentucky Council on Postsecondary Education Under-Represented Minorities (URM) includes those who self-report as American Indian/Alaska Native, Black, Hispanic, Native Hawaiian/Other Pacific Islander, and two or more races

# BIG CHALLENGES, BIG WINS

- COVID response
- Social justice issues
- Financial challenges

## STUDENT IMPACT

- Achieved highest enrollment in over 20 years
- Freshman enrollment up 2.8%; US enrollment trending down 13.6%
- African American enrollment up 5%; Latinx enrollment up 7%
- \$6M in NSA funding for healthcare cybersecurity program

## STUDENT CARE

- Offered tuition insurance to protect students
- Restructured online tuition rates; provided 600 laptops to Pell students
- Raised \$750K to support student and staff emergency funds
- Distributed \$12.1M in additional student aid (CARES Act funding)

## ADDRESSING COVID ON CAMPUS

- Conducted 75,000+ COVID tests; Campus Health managed contract tracing to ensure rapid response
- Spent \$6.2M in additional COVID preventative measures
- Conducted 1,749 online and 2,269 hybrid courses in fall 2020 (up from 654 pre-pandemic in fall 2019)

## ADDRESSING COVID THROUGH RESEARCH

- Received funding from US Department of Defense to develop nasal spray to prevent serious viral respiratory infections such as COVID-19 using Q-Griffithsin, a drug compound developed and co-owned by UofL
- Co-Immunity Project – wastewater tracking
- Dataseam – testing compounds through supercomputer grid
- Decontamination of N95 masks
- 3D printing face shields and nasal swabs
- Achieved record \$198M research expenditures in FY20

## PATIENT CARE

- UofL Health treated 1,800 patients, conducted 100,000+ tests

## ADDRESSING SOCIAL JUSTICE AND RACISM

- Cardinal Anti-Racism Agenda
- Named Diversity Champion, HEED Award for Health Professions
- \$1M NSF grant to improve STEM opportunities for women

## COMMUNITY IMPACT

- UofL faculty/administrators landed more than \$27 million in community engagement grants
- Increasing teachers of color in Jefferson County Public Schools through the Louisville Teacher Residency Program

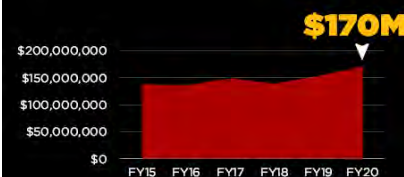
## ESTABLISHING FINANCIAL FOOTING

- Maintained a balanced budget for both FY20 and FY21
- KentuckyOne Acquisition saved 1,900+ jobs and preserved community healthcare capabilities to respond to pandemic
- Designed and implemented \$39M risk mitigation strategy to offset the impacts of COVID

(Excerpts from Dr. Bendapudi's presentation to Board of Trustees on January 21, 2021)

## RESEARCH AND INNOVATION METRICS FY2020

### FUNDING YEAR-OVER-YEAR



The University of Louisville was awarded nearly \$170 million for innovative research in FY2020, a 24% increase since 2015.

This funding supported work in UofL's three Grand Challenge areas: to empower our communities, advance our health and engineer our future economy.



**+24%**

IN RESEARCH AWARDS AND FEDERAL RESEARCH AWARDS\*

\*SINCE FY2015



\$4M from U.S. Department of Labor to support 'Jobs of tomorrow' training



\$7M from Pfizer Vaccines to support an epidemiology Center of Excellence

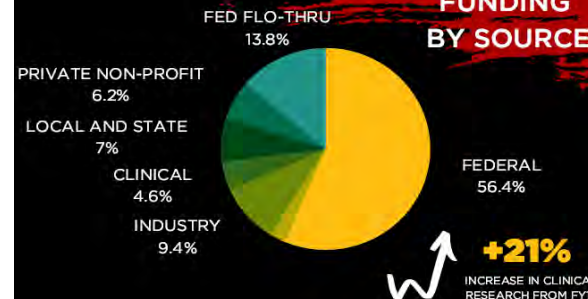


\$24M from NSF to support work to advance next-gen manufacturing tech



\$17M from the AHA to fast-track studies on effects of vaping, nicotine on youth

### FUNDING BY SOURCE



**+21%**

INCREASE IN CLINICAL RESEARCH FROM FY19

### INNOVATION METRICS

**\$9.4M**

IN INNOVATION INCOME - UP 43% FROM FY19

**48**

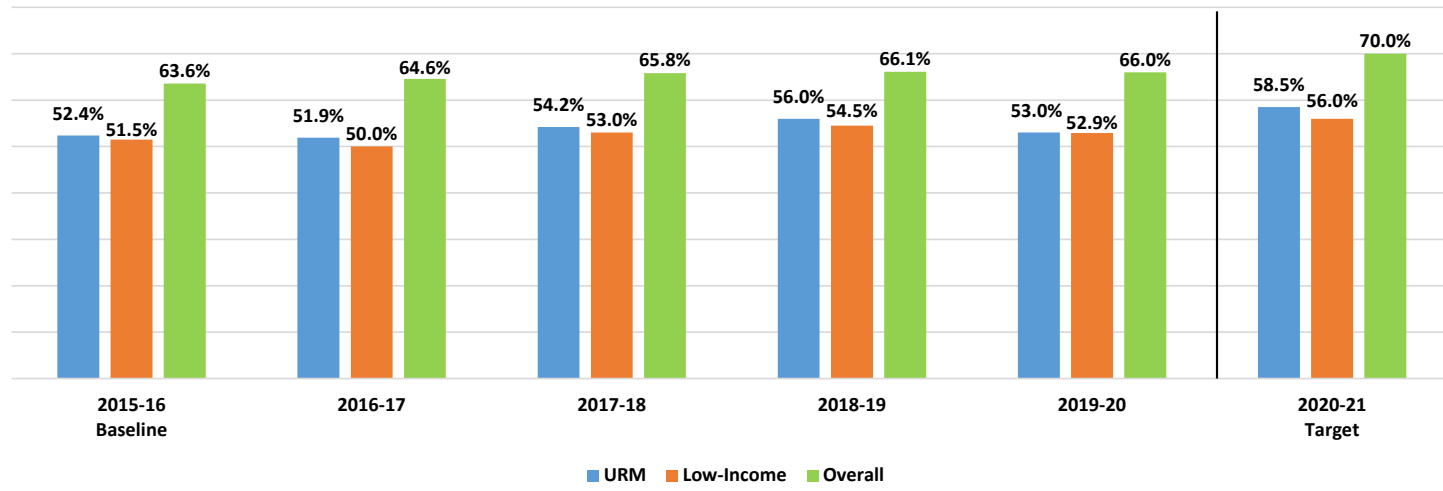
NEW PATENTS AWARDED

**368**

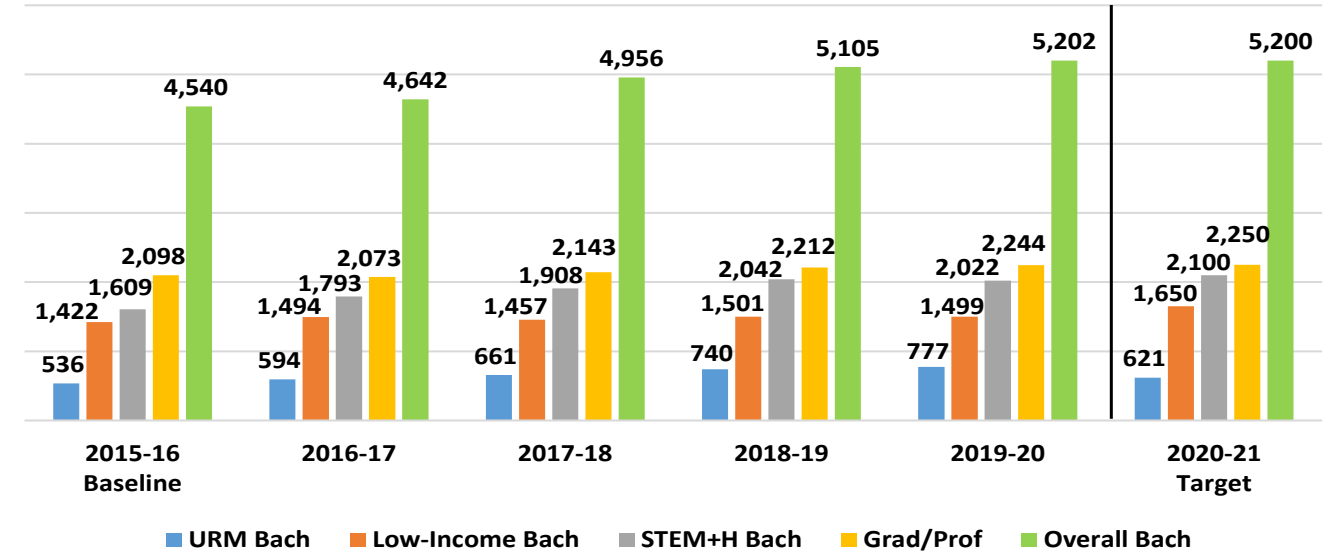
AGREEMENTS (LICENSE, OPTION, MATERIAL TRANSFER, RESEARCH)

# UNIVERSITY OF KENTUCKY HIGHLIGHTS

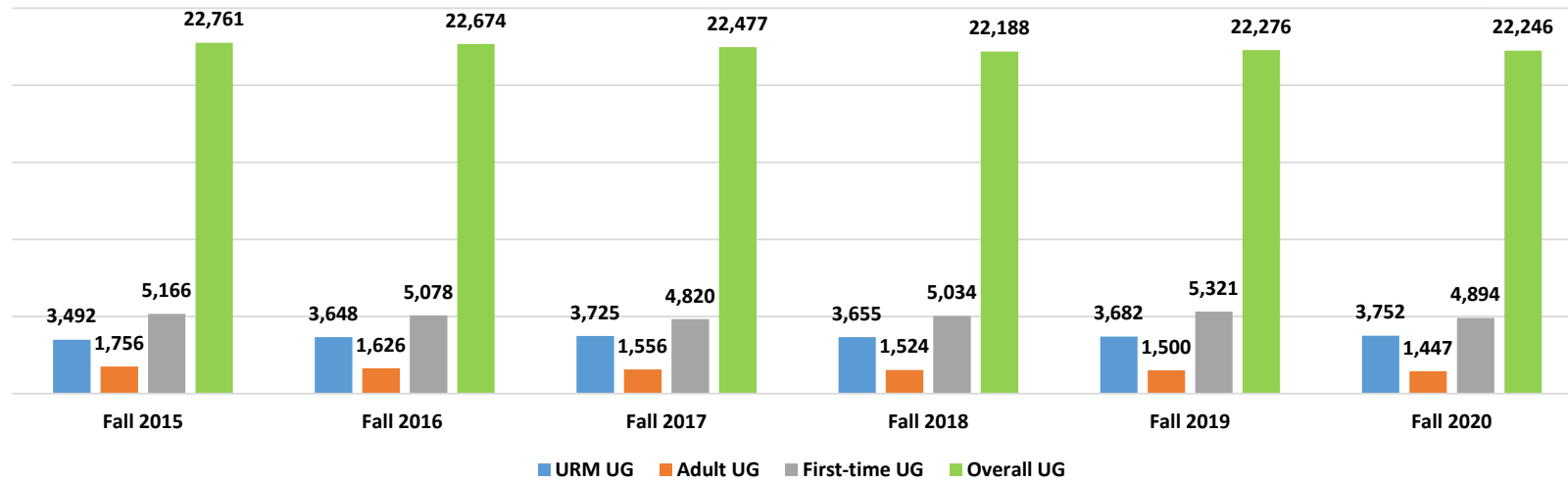
## Six-Year Graduation Rate



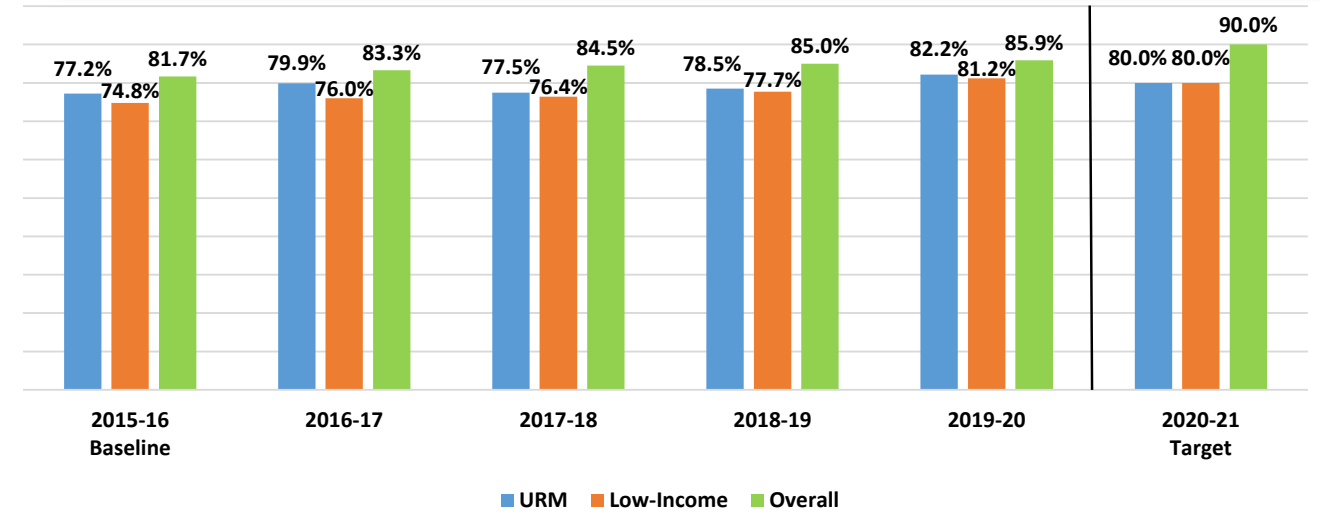
## Degrees Awarded



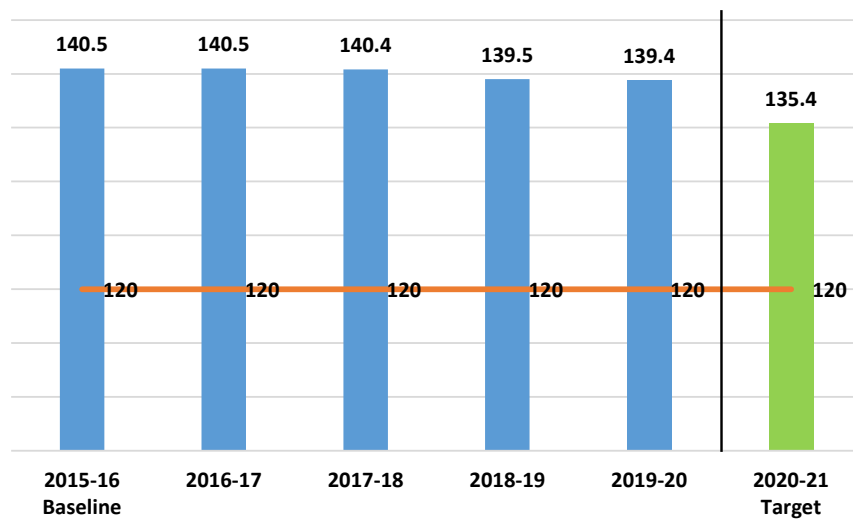
## Undergraduate Enrollment



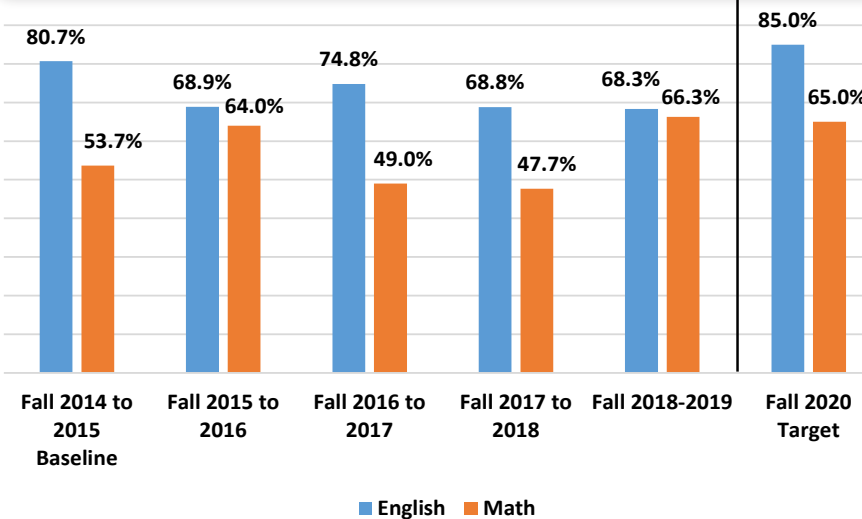
## First-Year to Second-Year Retention



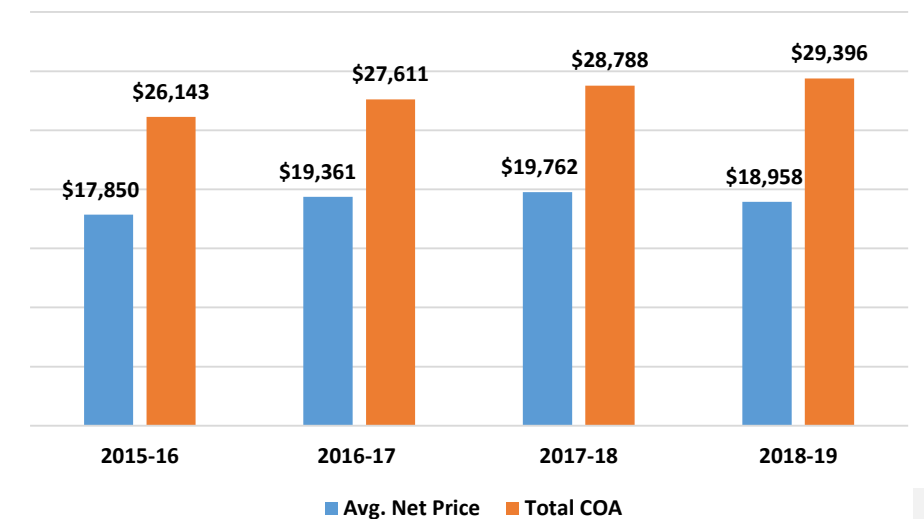
## Average Credit Hours at Graduation



## Success of Underprepared Students in Gateway Courses



## Average Net Price & Total Cost of Attendance





# INSTITUTION GOALS

METRIC	EKU			KSU			MoSU			MuSU			NKU			WKU			UK			UofL			4-YR PUBLIC TOTAL			
	15-16	19-20	2021 Goal	15-16	19-20	2021 Goal	15-16	19-20	2021 Goal	15-16	19-20	2021 Goal	15-16	19-20	2021 Goal	15-16	19-20	2021 Goal	15-16	19-20	2021 Goal	15-16	19-20	2021 Goal	15-16	19-20	2021 Goal	
<b>Graduation Rates</b>																												
Overall	45.0%	52.3%	50.0%	20.6%	30.3%	30.0%	45.7%	42.6%	48.2%	48.6%	53.1%	58.0%	37.6%	48.2%	45.0%	51.9%	55.1%	53.7%	63.6%	66.0%	70.0%	52.8%	60.4%	60.1%	50.6%	56.4%	60.0%	
URM	37.0%	38.2%	43.0%	20.1%	27.3%	30.0%	32.6%	34.4%	37.5%	37.6%	33.3%	42.0%	23.0%	39.9%	39.0%	33.9%	36.9%	40.0%	52.4%	53.0%	58.5%	51.1%	53.7%	58.5%	38.8%	44.0%	50.0%	
Low-Income	36.3%	43.4%	42.0%	20.3%	29.2%	30.0%	34.1%	32.9%	38.0%	37.4%	40.3%	42.0%	30.3%	36.5%	39.0%	41.0%	41.5%	45.0%	51.5%	52.9%	56.0%	45.1%	50.3%	54.1%	38.8%	43.2%	50.0%	
<b>Degrees and Credentials Awarded</b>																												
Overall	2,559	2,634	2,690	276	137	320	1,306	1,139	1,477	1,696	1,659	1,783	2,196	2,222	2,400	2,817	3,042	3,100	4,540	5,202	5,200	2,705	3,112	3,100	18,095	19,147	20,070	
URM	207	284	218	160	105	170	69	73	84	151	183	165	209	253	230	315	386	347	536	777	621	484	646	585	2,131	2,707	2,420	
Low-Income	1,378	1,360	1,458	211	103	220	779	634	819	747	753	815	1,038	947	1,050	1,353	1,339	1,455	1,422	1,499	1,650	1,137	1,232	1,356	8,065	7,867	8,823	
STEM+H	769	819	820	65	24	65	343	336	397	741	616	747	672	796	750	888	928	1,021	1,609	2,022	2,100	835	1,095	1,085	5,922	6,636	6,620	
Graduate and Professional	903	862	950	45	30	60	339	293	374	696	500	699	599	717	660	881	868	950	2,098	2,244	2,250	1,937	1,945	2,011	7,498	7,459	7,855	
<b>Enrollment*</b>																												
UG Overall	14,327	12,070	NG	1,433	2,148	NG	9,783	8,621	NG	9,268	7,939	NG	12,806	11,672	NG	17,315	15,287	NG	22,761	22,246	NG	15,985	16,118	NG	103,678	96,101	NG	
UG URM	1,555	1,683	NG	831	1,429	NG	672	700	NG	1,035	909	NG	1,580	1,632	NG	2,586	2,621	NG	3,492	3,752	NG	3,108	4,065	NG	14,859	16,791	NG	
UG African American	822	698	NG	744	1,285	NG	330	241	NG	631	449	NG	848	755	NG	1,544	1,313	NG	1,701	1,580	NG	1,765	2,081	NG	8,385	8,402	NG	
UG Hispanic	349	499	NG	46	68	NG	141	209	NG	183	209	NG	376	472	NG	542	688	NG	954	1,241	NG	635	970	NG	3,226	4,356	NG	
UG First-time	2,794	2,270	NG	210	568	NG	1,484	1,199	NG	1,468	1,503	NG	2,266	1,836	NG	3,121	3,120	NG	5,166	4,894	NG	2,822	2,879	NG	19,331	18,269	NG	
UG Adult (25-64)	3,260	2,360	NG	328	146	NG	1,447	779	NG	1,660	833	NG	2,875	2,072	NG	2,779	1,680	NG	1,756	1,447	NG	2,766	2,205	NG	16,871	11,522	NG	
Graduate Overall	2,517	2,395	NG	153	142	NG	1,092	686	NG	1,730	1,517	NG	1,914	4,540	NG	2,753	2,231	NG	7,959	8,864	NG	6,382	7,128	NG	24,500	27,503	NG	
Graduate URM	250	313	NG	72	71	NG	88	79	NG	153	188	NG	191	759	NG	347	387	NG	674	1,044	NG	878	1,290	NG	2,653	4,131	NG	
<b>Diversity Enrollment*</b>																												
UG Black, Non-Hispanic Only	5.7%	5.8%	6.0%	51.9%	59.8%	45.0%	3.4%	2.8%	3.8%	6.8%	5.7%	6.5%	6.6%	6.5%	7.1%	8.9%	8.6%	10.0%	7.5%	7.1%	8.3%	11.0%	12.9%	14.0%	8.1%	8.7%	NG	
UG Hispanic or Latino	2.4%	4.1%	2.8%	3.2%	3.2%	5.0%	1.4%	2.4%	1.6%	2.0%	2.6%	2.1%	2.9%	4.0%	3.9%	3.1%	4.5%	4.0%	4.2%	5.6%	4.9%	4.0%	6.0%	6.0%	3.1%	4.5%	NG	
UG URM	10.9%	13.9%	12.0%	58.0%	66.5%	60.0%	6.9%	8.1%	7.6%	11.2%	11.5%	11.3%	12.3%	14.0%	14.0%	14.9%	17.2%	15.8%	15.3%	16.9%	17.7%	19.4%	25.2%	23.0%	14.3%	17.5%	NG	
Graduate URM	9.9%	13.1%	10.4%	47.1%	50.0%	50.0%	8.1%	11.5%	8.6%	8.8%	12.4%	8.9%	10.0%	16.7%	15.0%	12.6%	17.4%	13.1%	8.5%	11.8%	9.9%	13.8%	18.1%	15.5%	10.8%	15.0%	NG	
<b>1st-Yr. to 2nd-Yr. Retention Rates</b>																												
Overall	74.0%	79.5%	75.0%	59.2%	78.5%	70.0%	70.7%	75.8%	76.2%	74.2%	81.1%	81.0%	71.9%	74.5%	77.0%	72.8%	76.8%	74.6%	81.7%	85.9%	90.0%	79.7%	80.9%	82.0%	76.3%	80.7%	81.8%	
URM	64.1%	80.3%	67.0%	60.3%	78.1%	70.0%	67.8%	71.2%	73.9%	69.1%	75.3%	75.0%	69.5%	69.0%	75.0%	58.3%	73.0%	67.4%	77.2%	82.2%	80.0%	78.0%	79.2%	80.5%	71.0%	78.0%	75.3%	
Low-Income	69.9%	76.7%	72.0%	60.5%	81.0%	70.0%	67.3%	73.0%	73.5%	65.6%	72.1%	70.0%	64.4%	69.1%	71.0%	63.7%	69.9%	70.1%	74.8%	81.2%	80.0%	74.5%	78.0%	77.5%	69.2%	75.5%	72.6%	
<b>Average Credit Hrs. at Graduation</b>	140.5	137.3	137.5	142.3	136.3	120.0	138.1	134.3	136.6	138.0	135.2	132.0	137.8	134.1	135.7	139.6	135.2	137.0	140.5	139.4	135.4	142.2	137.9	137.0	139.0	137.0	134.0	
<b>Workforce Diversity</b>																												
Tenured/Tenure-Track Faculty	8.3%	6.5%	8.7%	33.7%	44.9%	45.0%	7.0%	7.2%	7.5%	6.1%	7.4%	6.1%	9.7%	10.7%	12.0%	9.3%	9.2%	10.3%	6.4%	8.6%	8.9%	10.7%	10.4%	11.5%	8.8%	9.4%	NG	
Management Occupations	8.5%	9.4%	8.9%	69.4%	70.7%	70.0%	6.9%	3.3%	8.4%	10.1%	7.7%	10.1%	10.5%	13.6%	12.5%	14.8%	12.0%	15.8%	5.2%	8.1%	9.3%	11.5%	12.7%	12.5%	11.4%	12.0%	NG	
<b>Progress of Underprepared in Eng.***</b>	54.8%	77.3%	70.0%	64.7%	61.0%	70.0%	60.4%	81.3%	75.0%	53.9%	69.1%	70.0%	62.6%	66.2%	82.0%	60.9%	64.7%	70.0%	80.7%	68.3%	85.0%	92.2%	82.4%	93.0%	64.0%	68.8%	70.0%	
<b>Progress of Underprepared in Math***</b>	18.0%	54.3%	35.0%	43.2%	62.1%	70.0%	27.5%	61.9%	50.0%	4.1%	50.5%	60.0%	30.0%	37.9%	60.0%	42.0%	46.6%	60.0%	53.7%	66.3%	65.0%	23.2%	66.2%	35.0%	32.9%	53.9%	60.0%	
<b>Average Net Price**</b>	\$12,255	\$14,674	NG	\$6,503	\$7,363	NG	\$11,296	\$12,560	NG	\$10,529	\$11,512	NG	\$8,910	\$9,412	NG	\$11,409	\$12,174	NG	\$17,850	\$18,958	NG	\$16,249	\$17,490	NG	\$17,049 (research)	\$18,219 (research)	NG	
																									\$10,298 (comps)	\$11,415 (comps)	NG	

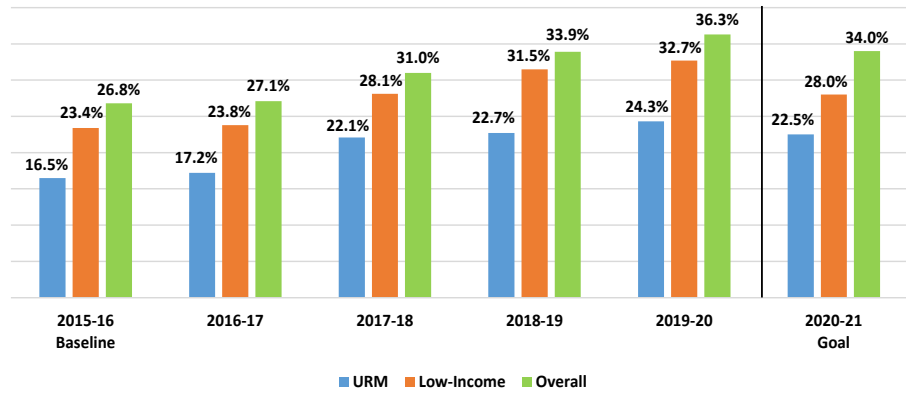
\*For enrollment, 2019-20 represents fall 2020 counts.

\*\*For average net price, values are displayed for 2018-19.

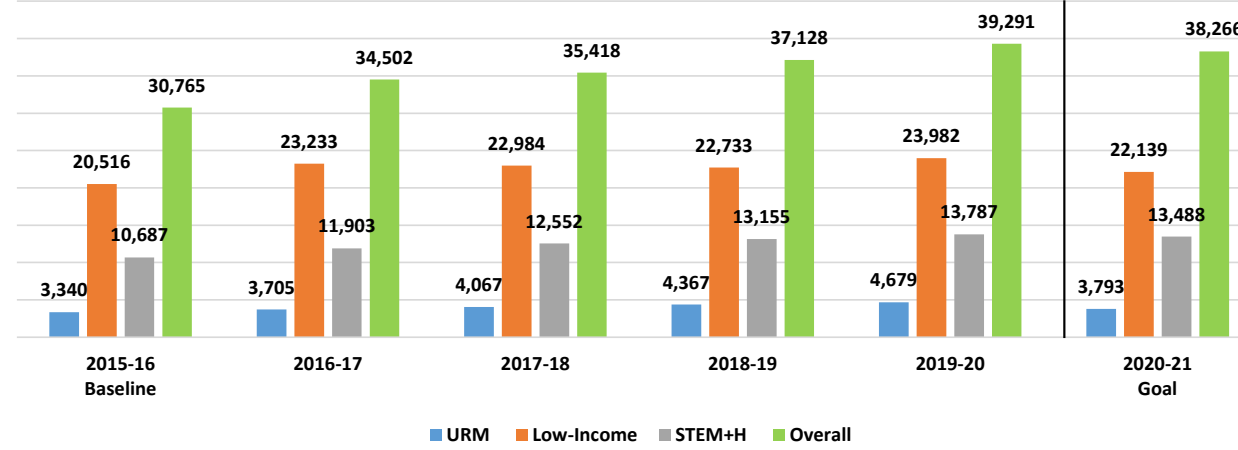
\*\*\*For progress of underprepared students, values are displayed for 2014-15, instead of 2015-16, and values are displayed for 2018-19, instead of 2019-20.

# KCTCS SYSTEM-LEVEL HIGHLIGHTS

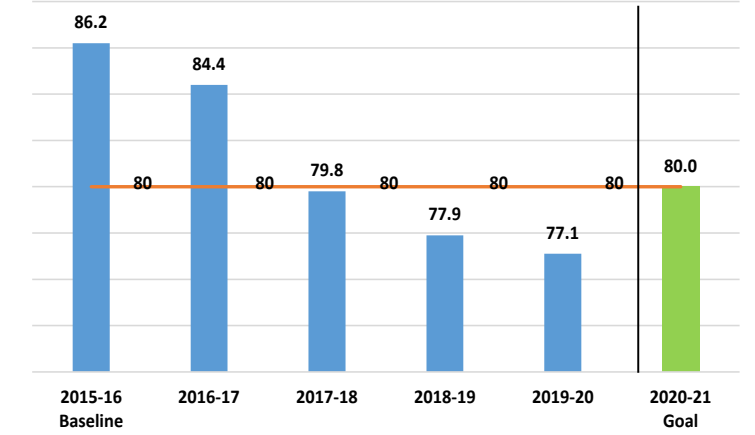
## Three-Year Graduation Rates



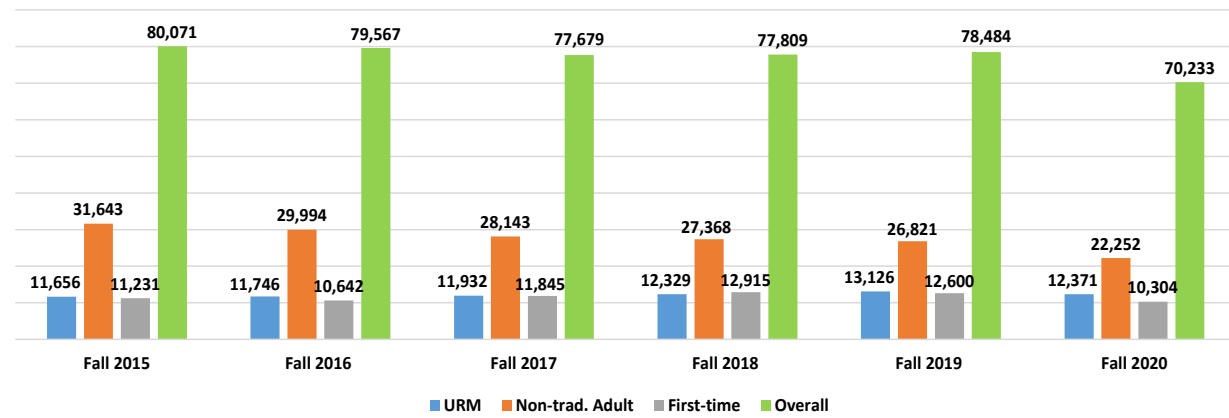
## Degrees & Credentials Awarded



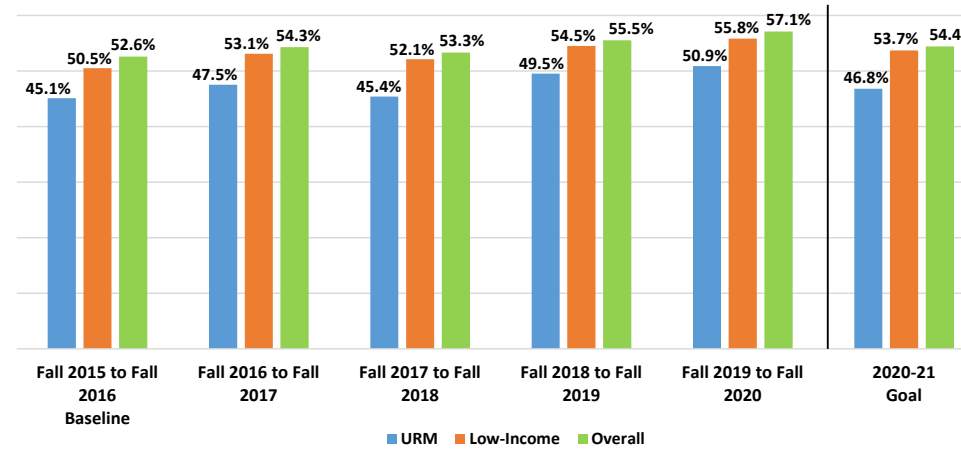
## Average Credit Hours to Degree



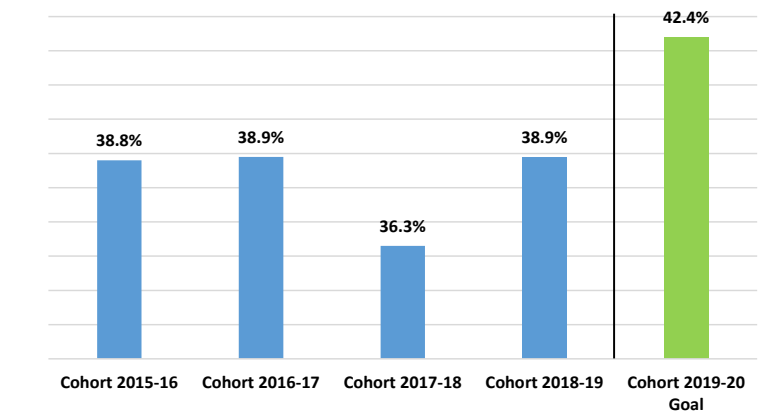
## Enrollment



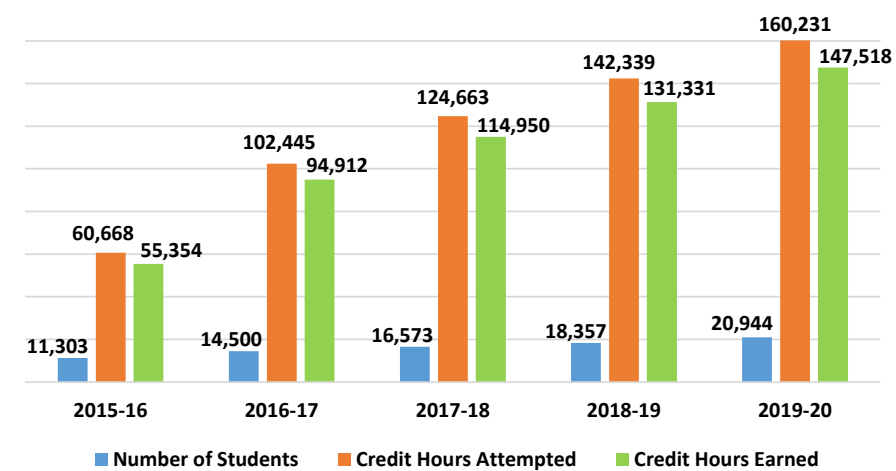
## First-Year to Second-Year Retention



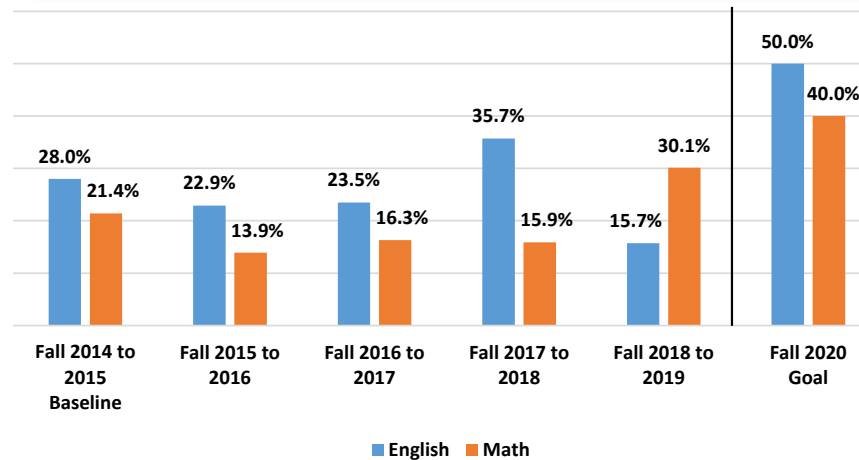
## Transfers with an Associate Degree



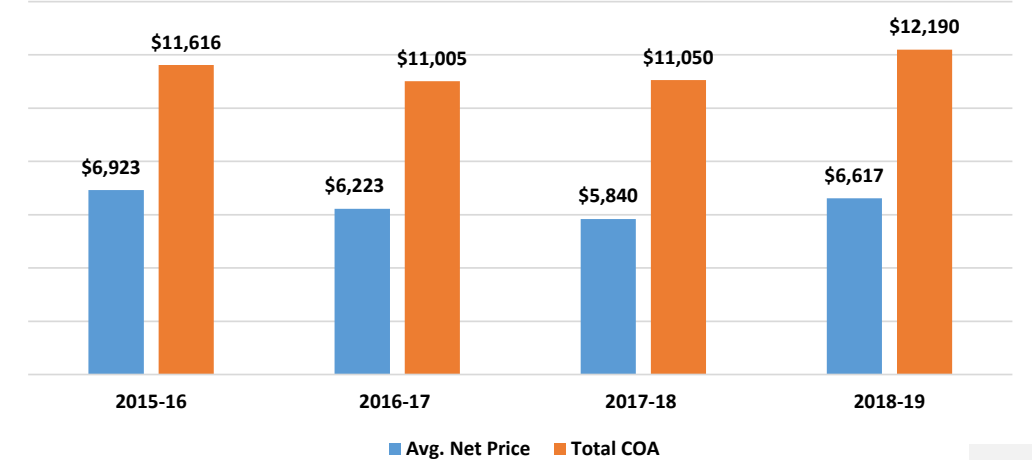
## Dual Credit



## Success of Underprepared Students in Gateway Courses



## Average Net Price & Total Cost of Attendance





# 2020

KCTCS | SYSTEM PROFILE  
Better Lives for a  
Better Kentucky





## Aldo Perez & Amber Ruley

ELIZABETHTOWN COMMUNITY AND TECHNICAL COLLEGE GRADUATES

**Aldo and Amber**, an engaged couple, said they wanted to complete their education for their families and their children. They even graduated at the same time. He earned two degrees – industrial maintenance and electrical technology. She completed her degree in medical information technology.

Both are now employed in their community. She works for a chiropractic office and he is a supervisor at Alutrim.

**“College is for anybody who wants to do it, and put the effort toward it,”** Aldo said.

Amber credits her education at ECTC for helping her family have a better life.

**“It gives you a better future with your kids,”** she said. **“It gives you something to look forward to.”**

## VISION

At KCTCS, our vision is to be the nation’s premier community and technical college system.

## MISSION

In everything we do, our mission is to improve the quality of life and employability of the citizens of the Commonwealth by serving as the primary provider of:

- College and Workforce Readiness
- Transfer Education
- Workforce Education and Training

## OUR VALUES

KCTCS has been given great responsibility for the prosperity and well-being of all Kentuckians. Our values reflect that, and include:

- Flexibility and innovation
- Quality and excellence
- Openness and accountability
- Continuous improvement
- Data- and outcomes-driven decision-making
- Inclusion, equity, respect and global diversity
- Balance, collaboration and teamwork

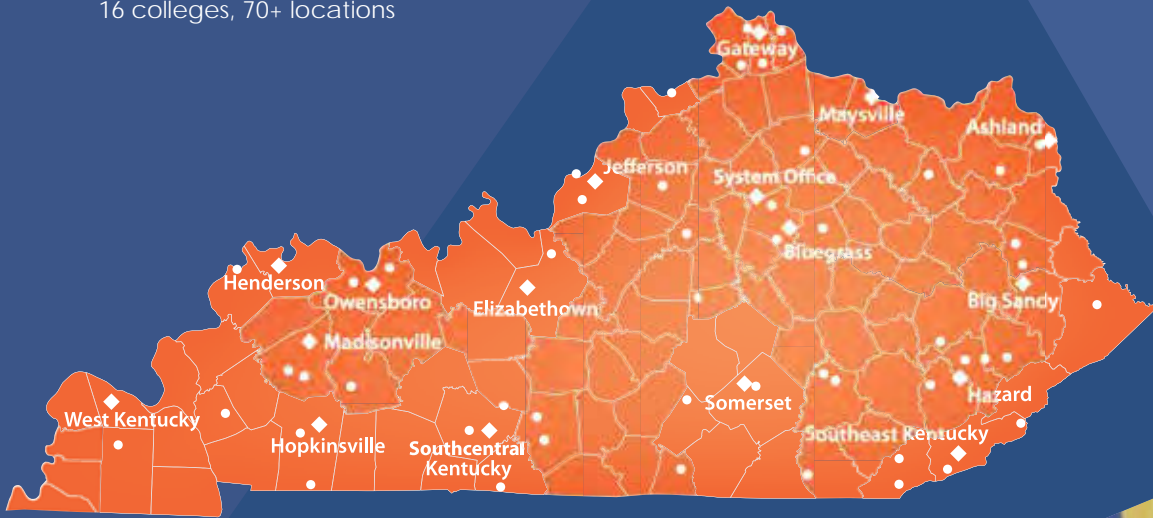
## SYSTEM PROMISE STATEMENT:

The 16 colleges of the Kentucky Community and Technical College System are united in our commitment to making life better for our students, communities and the citizens of Kentucky.



# LOCATIONS

16 colleges, 70+ locations



# QUICK FACTS

## KCTCS GENERAL FACTS

### CREDIT STUDENT PROFILE

(2019-20 ACADEMIC YEAR)

Enrollment: **107,547**

High school students enrolled in dual-enrollment/dual-credit courses: **22,859**

Students enrolled in one or more

online courses: **60,592**

Part-time students: **65%**

Full-time students: **35%**

Female: **55%**

Male: **44%**

Students receiving financial aid (2018-19): **75%**

Total financial aid awarded (2018-19):

**\$328,720,987**

## ACADEMIC PROGRAMS

(2019-20)

700+ credential options, from certificates to associate degrees

## CREDENTIALS AWARDED

(2019-20 ACADEMIC YEAR)

Associate Degrees: **9,966**

Diplomas: **1,978**

Certificates: **27,347**

Total: **39,291**

## NUMBER OF BUSINESSES SERVED (2019-20)

**4,590**

## COMPANY WORKERS TRAINED & ASSESSED

**94,568**

## HIGH-WAGE, HIGH-DEMAND PROGRAMS

(2019-20)

Advanced Integrated Technology

Agricultural Studies

Applied Process Technologies

Automotive Technology

Aviation Maintenance Technology

Biomedical Technology Systems

Building Controls Technician

Business Administration

Business Foundations

Computer Aided Drafting and Design

Construction Technology

Criminal Justice

Dental Hygiene

Electrical Technology

Engineering And Electronics Technology

Graphic Design And Library Technology

Heavy Equipment Operation

Industrial Maintenance Technology

Logistics And Operations Management

Marine Technology

Nursing - Associate Degree Nursing

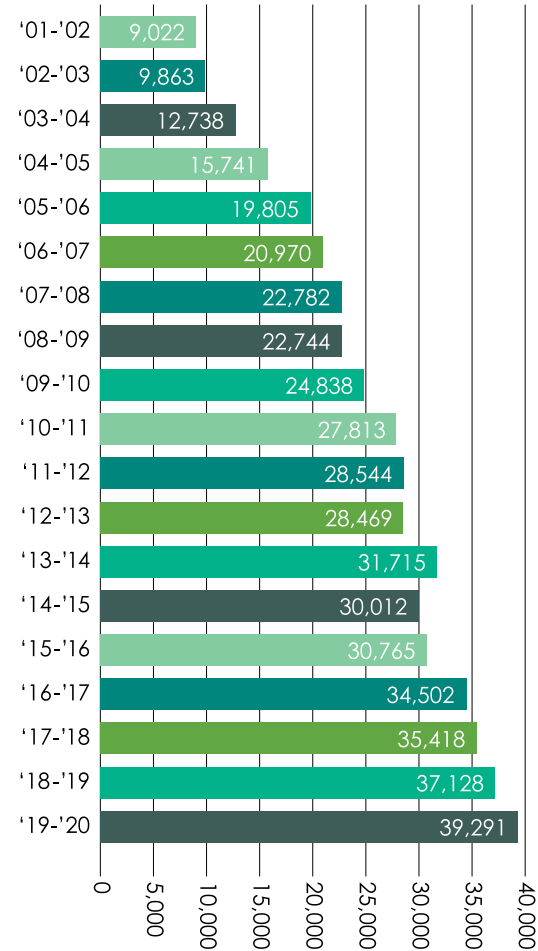
Occupational Therapy Assistant

Physical Therapist Assistant

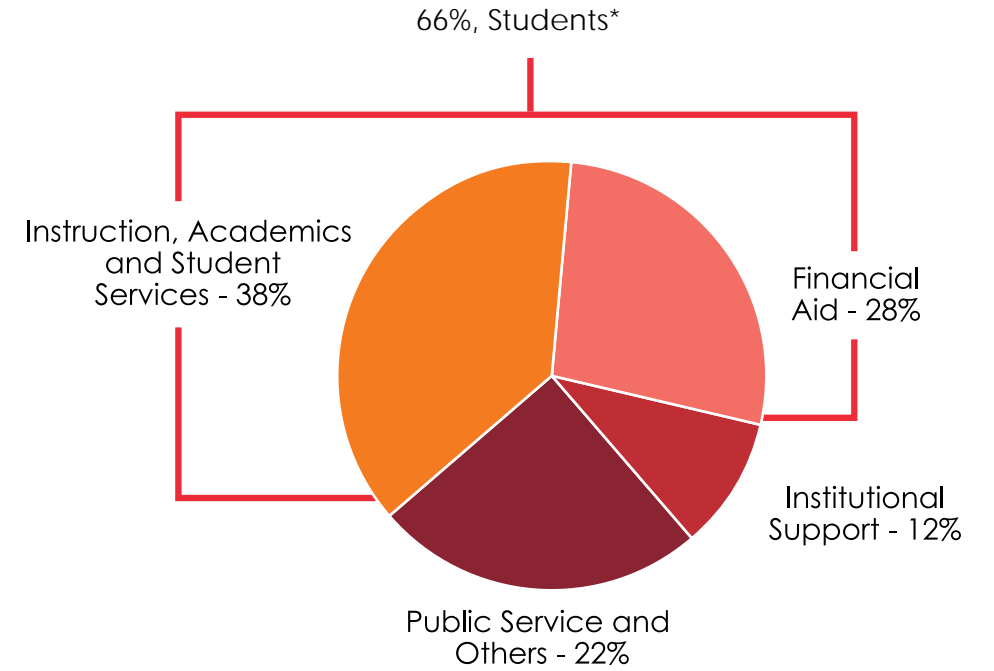
Plumbing Technology

**Sources:** Official KCTCS data as reported to the Council on Postsecondary Education, KCTCS Office of Research and Policy Analysis, KCTCS Kentucky Adult Education, KCTCS Community and Economic Development Staff, KCTCS Fire Commission, KCTCS Financial Aid Office, KCTCS Office of Finance and Facilities Management, and Council on Postsecondary Education Comprehensive Database.

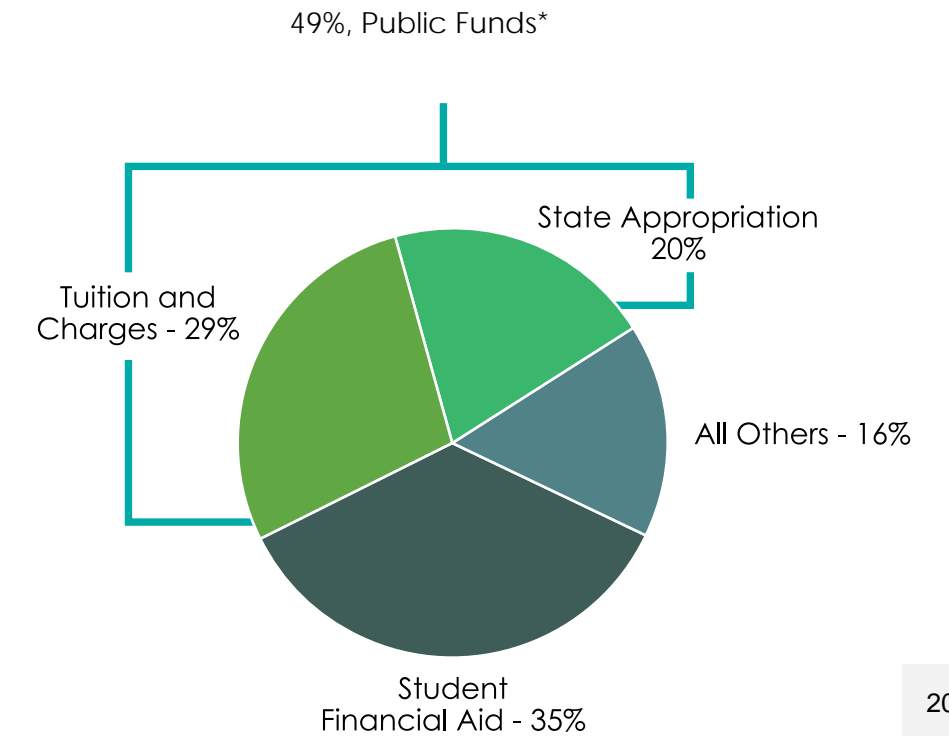
### TOTAL KCTCS CREDENTIALS AWARDED



### 2019-2020 EXPENSES

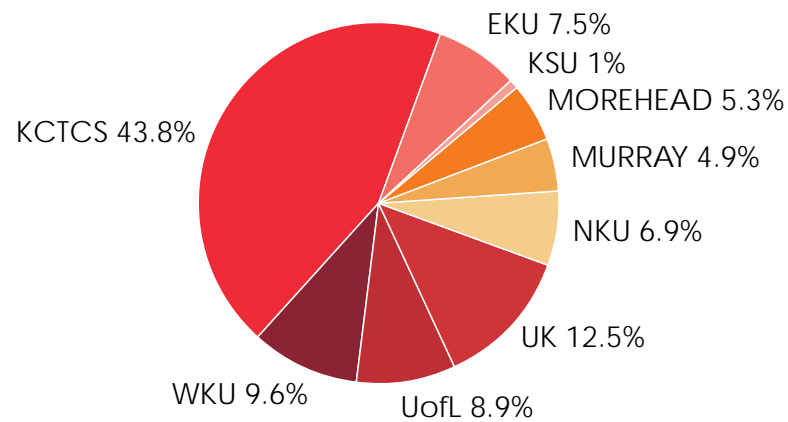


### 2019-2020 REVENUES



### POSTSECONDARY PUBLIC HEADCOUNT ENROLLMENT

Undergraduates, Fall 2019





# PROGRAMS AND CREDENTIALS

## ASSOCIATE DEGREE

The associate degree includes transfer degrees and technical/professional degrees, many of which can also transfer to four-year programs. The Associate in Arts/Associate in Science/Associate in Fine Arts degrees are designed for students to complete the first two years of coursework necessary for a four year degree. The A.A ,A.S, A.F.A degrees are focused on transfer. The Associate in Applied Science degree is designed for students to enter the workforce upon completion. To earn an associate degree, students must successfully complete 60 to 68 credit hours\*, depending on the program.

(\*programs with an exception may require greater than 68 credits).

## DIPLOMA

The diploma is designed to prepare students for employment in a specific technical field. To earn a diploma, students must successfully complete 36 to 60 credit hours.

## CERTIFICATE

The certificate is offered in technical programs and can be earned in as little as one semester, depending on the program.

## KCTCS Offers 110 Technical Programs

- |                                       |                                     |
|---------------------------------------|-------------------------------------|
| Advanced Integrated Manufacturing     | Administrative Office Technology    |
| Advanced Integrated Technology        | Supply Chain Technology             |
| Agriculture                           | Business Communication              |
| Air Conditioning Technology           | Business Foundations                |
| Applied Engineering Technology        | Career Facilitator                  |
| Applied Process Technologies          | Certified Medical Technician        |
| Apprenticeship Studies                | Civil Engineering Technology        |
| Architectural Technology              | Community Dental Health Coordinator |
| Auto Body/Collision Repair Technology | Community Health Work               |
| Automotive Technology                 | Computer Aided Drafting and Design  |
| Aviation Maintenance Technology       | Computer & Information Technologies |
| Biomedical Technology Systems         | Computerized Manufacturing          |
| Biotechnology Laboratory Technician   | and Machining                       |
| Broadband Technology                  | Construction Technology             |
| Business Administration               | Cosmetology                         |

- Criminal Justice
- Culinary Arts
- Dental Hygiene
- Dental Assisting/Dental Hygiene Integrated Program
- Diagnostic Medical Sonography
- Diesel Technology
- Digital Printing Technology
- Education
- Electrical Technology
- Emergency Medical Services - Paramedic
- Energy Technologies
- Engineering and Electronics Technology
- Environmental Science Technology
- Environmental Technology
- Equine Studies
- Exercise Science
- Fermentation Science
- Financial and Customer Services
- Fire Science Technology
- Fixed Wing Flight Training
- General Occupational/Technical Studies
- Geospatial Technology
- Global Studies
- Graphic Design & Library Technology
- Health Care Foundations
- Health Care Specialist
- Healthcare Facilities Leadership
- Health Information Technology
- Health Science Technology
- Heavy Equipment Operation
- Helicopter Flight Training
- Historic Preservation Technology
- Horticulture
- Human Services
- Industrial Chemical Technology
- Industrial Maintenance Technology
- Insurance Risk Management
- Integrated Engineering Technology
- Interdisciplinary Early Childhood Education
- Invasive Cardiology
- Life Coach
- Logistics and Operations Management
- Manufacturing Engineering Technology
- Marine Technology
- Masonry
- Massage Therapy Technology
- Mechatronic Systems
- Medical Administrative Services
- Medical Assisting
- Medical Information Technology
- Medical Laboratory Technician
- Mining Technology
- Multi-Skilled Systems Technician
- Nursing
- Nursing Assistant – Advanced
- Nursing – Academic/Career Mobility Program
- Nursing - Integrated Nursing
- Nursing - Practical Nursing
- Occupational Therapy Assistant
- Paralegal Technology
- Pharmacy Technology
- Physical Therapist Assistant
- Plastics Processing
- Plumbing Technology
- Professional Craft: Pottery
- Professional Studio Artist
- Project Lead the Way
- Radiography
- Respiratory Care
- Security Management
- Social Media Marketing
- Surgical First Assisting
- Surgical Technology
- Surveying and Mapping Technology
- Teaching English to Speakers of Other Languages (TESOL)
- Technical Theatre
- Telehealth Technician Associate
- Truck Driver Training
- Unmanned Systems Technology
- Veterinary Technology
- Visual Communication
- Welding Technology
- Workplace Safety Specialist
- Associate in Fine Arts (A.F.A.) Curricula
- Filmmaking and Cinematic Arts
- Theatre Arts
- Visual Art

GO TO COLLEGE TUITION FREE\*




# WORK READY

SCHOLARSHIP PROGRAM

**Ready. Set. Work.**

The Work Ready Kentucky Scholarship provides free tuition for career-related certificates, diplomas and Associate in Applied Science degrees in high-demand fields. KCTCS offers 97 percent of all Work Ready Kentucky Scholarship programs, many of which lead to good paying jobs.

Visit [WorkReadyKentucky.com](http://WorkReadyKentucky.com) to learn more.



# GED+PLUS

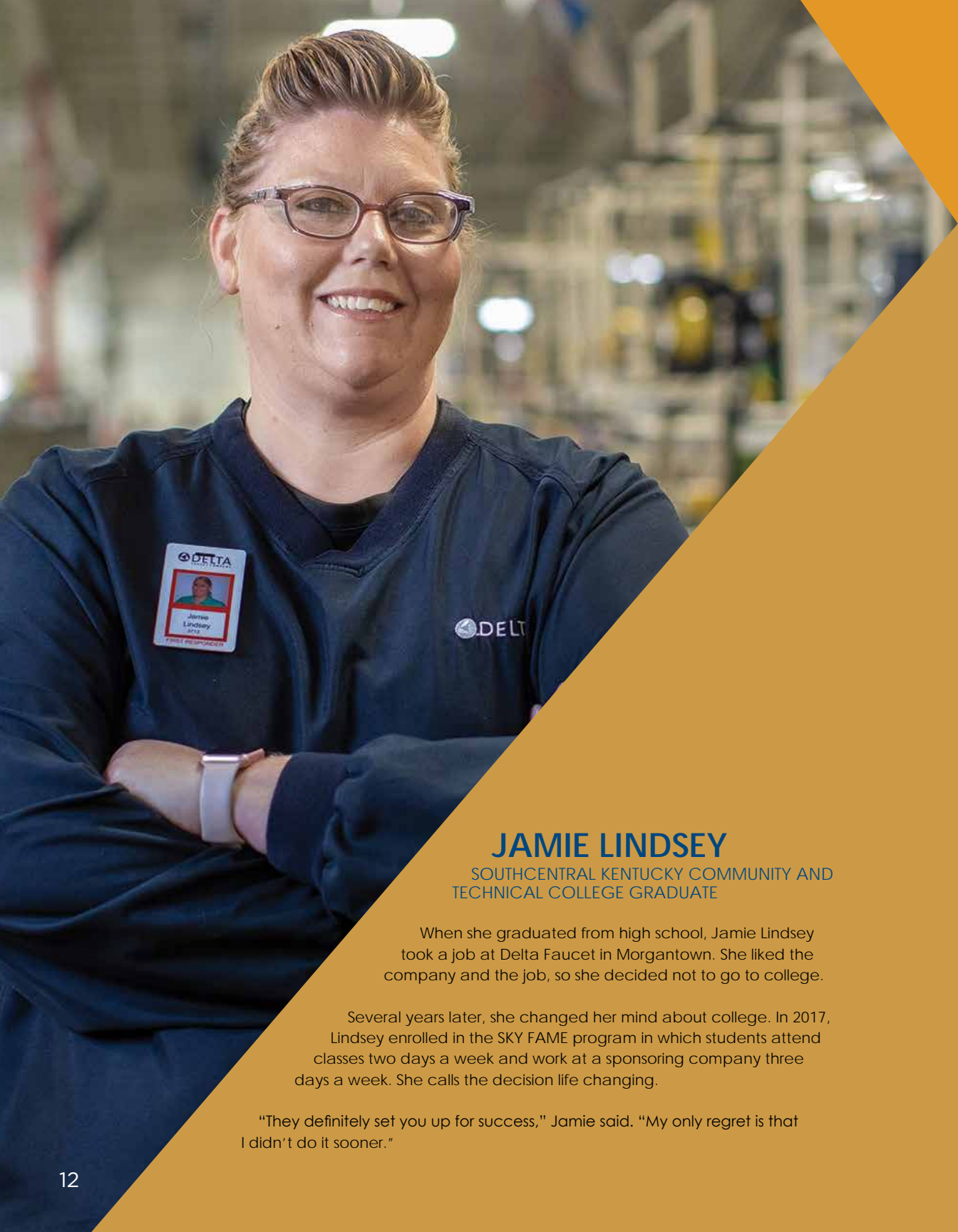
ACCELERATE YOUR PATH TO A CAREER

**Students can earn a GED® plus a college credential**

KCTCS and KY Skills U (formerly adult education) worked together to create an innovative GED® program where students can co-enroll in both Skills U and short-term KCTCS classes to earn a GED® plus a college certificate tuition-free.

Students receive one-on-one attention and could get in and out in four months. More information is available at [GEDPlusKy.org](http://GEDPlusKy.org).





## JAMIE LINDSEY

SOUTHCENTRAL KENTUCKY COMMUNITY AND  
TECHNICAL COLLEGE GRADUATE

When she graduated from high school, Jamie Lindsey took a job at Delta Faucet in Morgantown. She liked the company and the job, so she decided not to go to college.

Several years later, she changed her mind about college. In 2017, Lindsey enrolled in the SKY FAME program in which students attend classes two days a week and work at a sponsoring company three days a week. She calls the decision life changing.

"They definitely set you up for success," Jamie said. "My only regret is that I didn't do it sooner."

## POINTS OF PRIDE

KCTCS is the largest provider of postsecondary education, online and dual credit classes and workforce training in Kentucky. We offer programs that are necessary to meet the workforce demands of today and into the future.

Our colleges collaborate with businesses around the state and align their programs with business needs, so our students have the skills needed for jobs in their communities. As those needs change, so does our curriculum.

Students' coursework transfers to all Kentucky universities and many outside the state.

We have the lowest tuition of any higher education institution in Kentucky. Students pay less than half what they'd pay at our four-year partners.

Since 1999, our enrollment has increased 111 percent.

Since our creation, the number of credentials we've awarded has increased nearly 300%. In fact, we are 8th in the nation in credentials awarded by public, two-year colleges; 2nd based on state population.

For people who want to earn a certificate and go directly work, we offer many short-term programs. Some can be completed in four months or less and can lead to jobs that pay up to \$60,000.

More than three million participants have received workforce training through our Workforce Solutions division since it was created.

Because of grants and scholarships, some KCTCS students have no out-of-pocket expense. Only 18% of KCTCS students take out student loans. Those who do, borrow less than \$5,000.

Since our creation, KCTCS has served 1 million Kentuckians.

## POWER OF A UNIFIED SYSTEM

The 16 colleges of the Kentucky Community and Technical College System (KCTCS) are united in their commitment to making life better for our students, communities and the citizens of Kentucky.

A unified system creates value for taxpayers. For instance, for every \$1 taxpayers invest in KCTCS the return on investment is \$3.60, according to a study by Emsi.

Without a system, KCTCS colleges would need an additional \$50 million and more than 800 additional staff to provide the same level of service to students and communities.

Cost savings and efficiencies include payroll, technology, human resources, legal counsel and many other services. Without a system, some colleges could not afford these services on their own.



## KCTCS PRESIDENT'S CABINET

**Dr. Paul B. Czarapata**  
Interim President

**Hon. Pamela M. Duncan**  
Interim General Counsel

**Mr. Wendell A. Followell**  
Vice President

**Dr. Gloria S. McCall**  
Vice President

**Mr. Benjamin T. Mohler**  
Vice President

**Ms. Hannah Rivera, Esq.**  
Chief of Staff

**Dr. Kristin Williams**  
Chancellor

## KCTCS BOARD OF REGENTS

**Dr. Gail R. Henson, Chair**  
Louisville, Kentucky

**Ms. Lisa V. Desmarais, Vice Chair**  
Covington, Kentucky

**Dr. Wynetta J. Fletcher, Secretary**  
Morehead, Kentucky

**Mr. Damon V. Allen**  
Covington, Kentucky

**Ms. Karen A. Finan**  
Fort Mitchell, Kentucky

**Dr. Angela Fultz**  
Morehead, Kentucky

**Ntambidila Samech Gbili**  
Lexington, Kentucky

**Mr. Christopher J. Girdler**  
Somerset, Kentucky

**Mr. Joseph Heerdink**  
Newburgh, Kentucky

**Mr. Barry K. Martin**  
Lexington, Kentucky

**Ms. Kara McFadyen**  
Morgantown, Kentucky

**Mr. James Lee Stevens**  
Madisonville, Kentucky

**Ms. Tammy C. Thompson**  
Paducah, Kentucky

**Mr. Mark A. Wells**  
Prestonsburg, Kentucky

## KCTCS FOUNDATION, INC.

The KCTCS Foundation, Inc., was established on August 9, 1999, as the nonprofit fundraising arm of KCTCS. Under the leadership of an independent Board of Directors, the mission of the Foundation is to be a catalyst and leader of resource development initiatives that support the strategic plan of KCTCS and that meet the needs of its stakeholders.

## BOARD OF DIRECTORS

**Barry S. Bishop**  
CHAIR  
Regional Vice President  
Windstream Communications  
Lexington, KY

**Anthony Campbell**  
TREASURER  
President and CEO  
East Kentucky Power Cooperative  
Winchester

**Whitney Greer**  
SECRETARY  
Executive Vice President  
Cumberland Valley National Bank  
& Trust Co  
Lexington

**Lee Lingo**  
Executive Director  
Kentucky Association of  
Manufacturers  
Frankfort

**John L. Gohmann**  
PNC Regional President  
Lexington Market  
PNC Bank  
Lexington

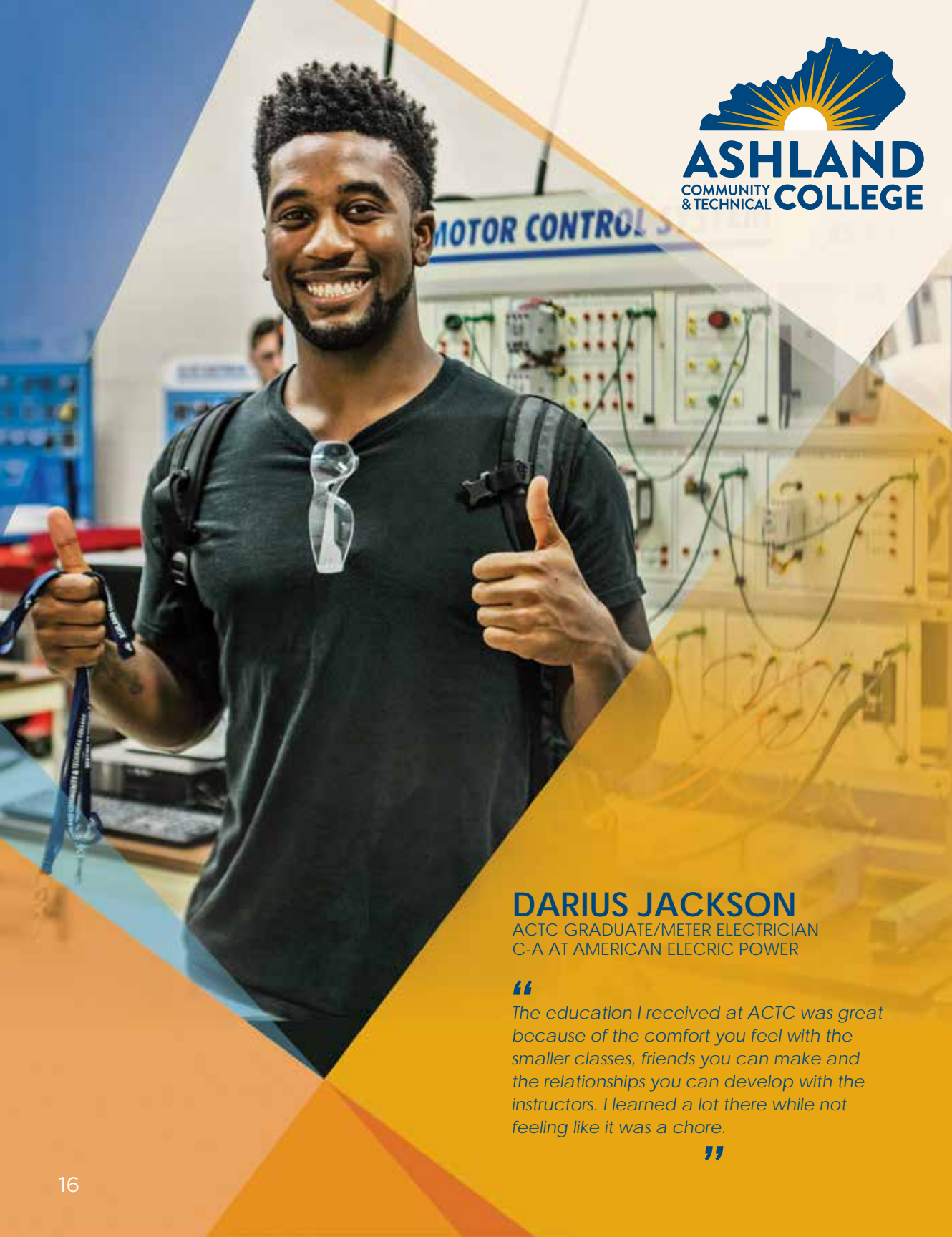
**Scott Seger**  
President, CBTS [retired]  
Cincinnati, OH

**Dr. Ty Handy**  
President and CEO  
Jefferson Community and  
Technical College  
Louisville

## Ex-Officio Members

**Dr. Gail R. Henson**  
Chair, KCTCS Board of Regents  
Louisville

**Ben Mohler**  
Executive Director  
Versailles



## DARIUS JACKSON

ACTC GRADUATE/METER ELECTRICIAN  
C-A AT AMERICAN ELECTRIC POWER

“  
The education I received at ACTC was great because of the comfort you feel with the smaller classes, friends you can make and the relationships you can develop with the instructors. I learned a lot there while not feeling like it was a chore.  
”

### LEADERSHIP

College President/CEO: Dr. Larry Ferguson  
Chair, Board of Directors: John F. Clark  
President, Community and Technical College Foundation of Ashland, Inc.: John Stewart

### CREDIT STUDENT PROFILE

(2019-20 ACADEMIC YEAR)

Enrollment: **3,522**

High school students enrolled in dual-enrollment/dual-credit courses: **479**

Students enrolled in one or more online courses: **2,206**

Students receiving financial aid (2018-19): **79%**

Part-time students (Fall 2019): **50%**

Full-time students (Fall 2019): **50%**

Female: **61%**

Male: **39%**

### HIGH-WAGE, HIGH-DEMAND PROGRAMS

(2019-20)

Industrial Machinery Mechanic/INDUSTRIAL MAINTENANCE TECHNOLOGY

Phlebotomist/PHLEBOTOMY

Computer Network Support Specialist/COMPUTER & INFORMATION TECHNOLOGIES

Licensed Practical Nurse/PRACTICAL NURSING

Machinist/COMPUTERIZED MANUFACTURING & MACHINING

Bus & Truck Mechanics & Diesel Engine Specialists/ DIESEL TECHNOLOGY

Heating Air Conditioning & Refrigeration Mechanics & Installers/AIR CONDITIONING (HVAC) TECHNOLOGY

Civil Drafter/COMPUTER AIDED DRAFTING & DESIGN

Electrician/ELECTRICAL TECHNOLOGY

Cosmetologist/COSMETOLOGY

### CREDENTIALS AWARDED

(2019-20 ACADEMIC YEAR)

Associate Degrees: **468**

Diplomas: **216**

Certificates: **1,846**

Total: **2,530**

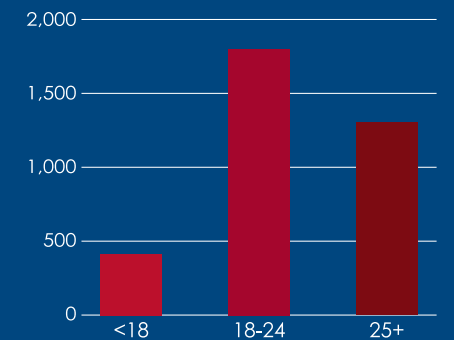
### COMMUNITY/ECONOMIC DEVELOPMENT PARTICIPANTS

(2019-20)

Community Education enrollment: **607**

Workforce Solutions enrollment: **1,247**

### Total Enrollment Per Student Age Group



800-928-4256 toll-free



ashland.kctcs.edu

### College Drive Campus

1400 College Drive  
Ashland, KY 41101

### Roberts Drive Campus

4700 Roberts Drive  
Ashland, KY 41102

### Technology Drive Campus

902 Technology Drive  
Grayson, KY 41143





## Beth Meek

BSCTC STUDENT  
GINGER SNAPS PHOTOGRAPHY & VIDEO

“  
I wanted to be a jack of all trades, I  
wanted to be a one woman show. I knew  
that I wanted to do something on my  
own and be my own boss.

”

### LEADERSHIP

College President/CEO: Dr. Sherry Zylka  
Chair, Board of Directors: Dr. Howard Roberts  
Chair, Big Sandy College Educational  
Foundation, Inc.: Mr. Jerry Kanney

### CREDIT STUDENT PROFILE

(2019-20 ACADEMIC YEAR)

Enrollment: **3,573**

High school students enrolled in  
dual-enrollment/dual-credit courses: **334**

Students enrolled in one  
or more online courses: **3,010**

Students receiving financial aid (2018-19): **86%**

Part-time students (Fall 2019): **40%**

Full-time students (Fall 2019): **60%**

Female: **60%**

Male: **40%**

### HIGH-WAGE, HIGH-DEMAND PROGRAMS

(2019-20)

Registered Nursing/NURSING

Dental Hygienist/DENTAL ASSISTING/DENTAL HYGIENE

Computer Network Support Specialist/COMPUTER &  
INFORMATION TECHNOLOGIES

Electrician/ELECTRICAL TECHNOLOGY

Industrial Machinery Mechanic/INDUSTRIAL

MAINTENANCE TECHNOLOGY

Respiratory Therapist/RESPIRATORY CARE

Civil Engineering Technician/CIVIL ENGINEERING  
TECHNOLOGY

Bus & Truck Mechanics & Diesel Engine Specialists/  
DIESEL TECHNOLOGY

Automotive Body & Related Repairers/COLLISION  
REPAIR TECHNOLOGY

Heating, Air Conditioning & Refrigeration Mechanics &  
Installers/AIR CONDITIONING TECHNOLOGY

### CREDENTIALS AWARDED

(2019-20 ACADEMIC YEAR)

Associate Degrees: **436**

Diplomas: **121**

Certificates: **823**

Total: **1,380**

### COMMUNITY/ECONOMIC DEVELOPMENT PARTICIPANTS

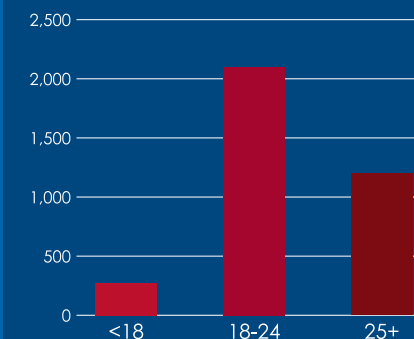
(2019-20)

Adult Education enrollment: **189**

Community Education enrollment: **72**

Workforce Solutions enrollment: **725**

### Total Enrollment Per Student Age Group



606-886-3863 or



888-641-4132 toll-free



[bigsandy.kctcs.edu](http://bigsandy.kctcs.edu)

### Prestonsburg Campus

One Bert T. Combs Drive  
Prestonsburg, KY 41653

### Pikeville Campus

120 South Riverfill Drive  
Pikeville, KY 41501

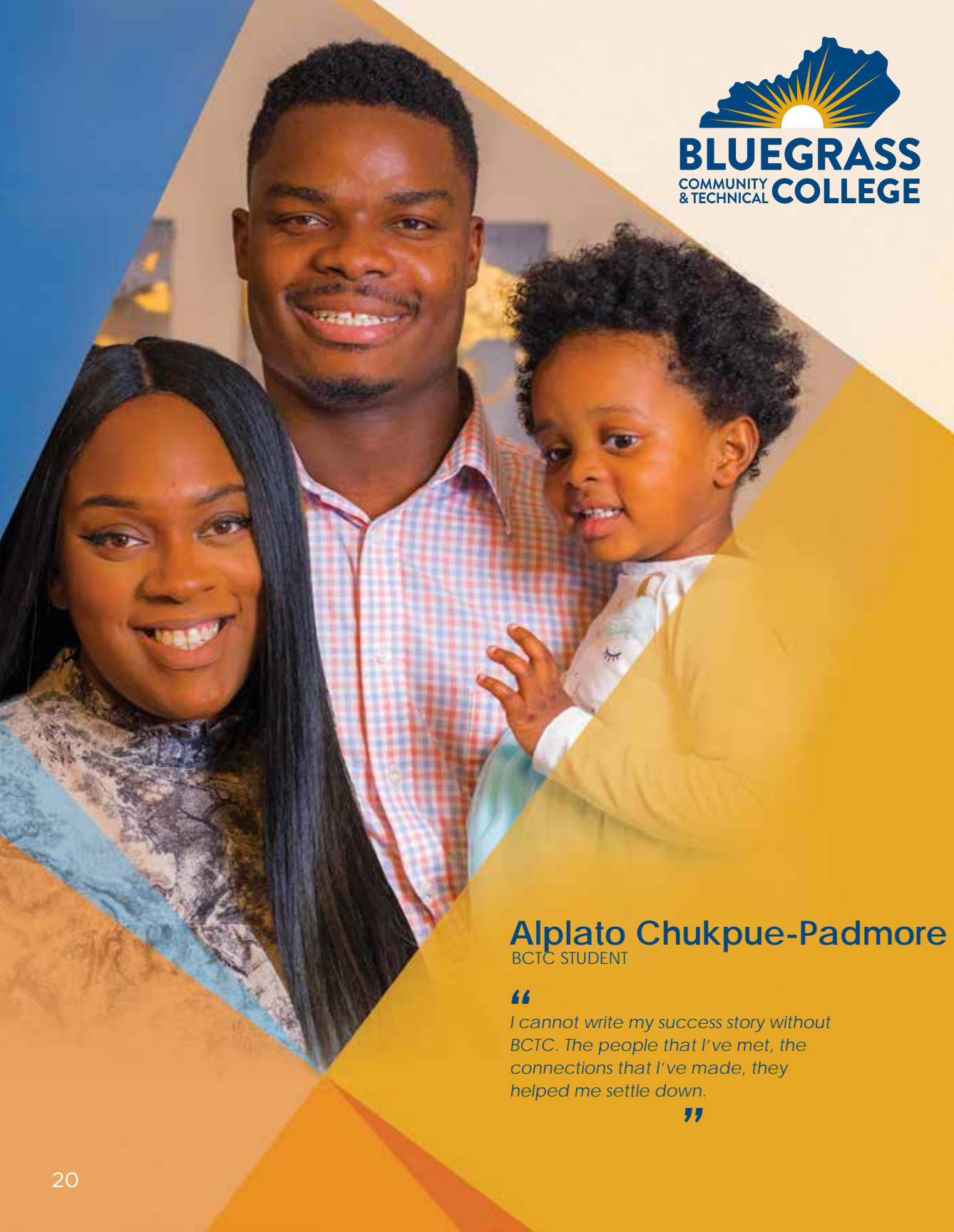
### Mayo Campus

513 Third Street  
Paintsville, KY 41240

### Hager Hill Campus

150 Industrial Drive  
Hager Hill, KY 41222





**Alplato Chukpue-Padmore**  
BCTC STUDENT

“  
I cannot write my success story without  
BCTC. The people that I've met, the  
connections that I've made, they  
helped me settle down.  
”

**LEADERSHIP**

College President/CEO: Dr. Koffi C. Akakpo  
Chair, Board of Directors: Mr. Ron L. Walker, Jr.  
Chair, Bluegrass Community and Technical  
College Foundation, Inc.: Mr. John Albright

**CREDIT STUDENT PROFILE**

(2019-20 ACADEMIC YEAR)  
Enrollment: **14,144**  
High school students enrolled in  
dual-enrollment/dual-credit courses: **1,675**  
Students enrolled in one  
or more online courses: **9,433**  
Students receiving financial aid (2018-19): **68%**  
Part-time students (Fall 2019): **55%**  
Full-time students (Fall 2019): **45%**  
Female: **59%**  
Male: **40%**

**HIGH-WAGE, HIGH-DEMAND PROGRAMS**

(2019-20)  
Industrial Machinery Mechanic/INDUSTRIAL  
MAINTENANCE TECHNOLOGY  
Respiratory Therapist/RESPIRATORY CARE  
Customer Support Specialist/COMPUTER &  
INFORMATION TECHNOLOGY  
Registered Nursing/NURSING  
Machinist/COMPUTERIZED MANUFACTURING &  
MACHINING  
Bus & Truck Mechanics & Diesel Engine Specialists/  
DIESEL TECHNOLOGY  
HVAC Mechanics & Installer/AIR CONDITIONING  
(HVAC) TECHNOLOGY  
Technician/DRAFTING & DESIGN TECHNOLOGY  
Electrician/ELECTRICAL TECHNOLOGY  
Radiologic Technologist/RADIOGRAPHY

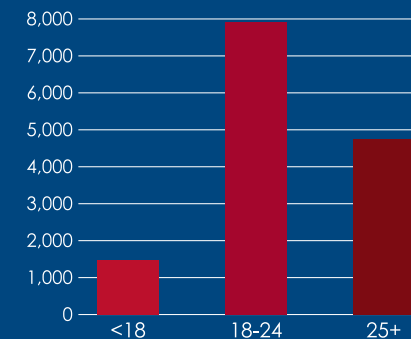
**CREDENTIALS AWARDED**

(2019-20 ACADEMIC YEAR)  
Associate Degrees: **1,245**  
Diplomas: **171**  
Certificates: **3,068**  
Total: **4,484**

**COMMUNITY/ECONOMIC  
DEVELOPMENT PARTICIPANTS**

(2019-20)  
Adult Education enrollment: **938**  
Community Education enrollment: **37**  
Workforce Solutions enrollment: **1,036**

**Total Enrollment  
Per Student Age Group**



**859-246-6200 or**

**855-246-2477 toll-free**

**bluegrass.kctcs.edu**

**Cooper Campus**  
470 Cooper Drive  
Lexington, KY 40506  
(859) 246-6200

**Danville Campus**  
59 Corporate Drive  
Danville, KY 40422  
(859) 239-7030

**Georgetown - Scott County Campus**  
200 Technology Court  
Georgetown, KY 40324  
(502) 570-0734

**Lawrenceburg Campus**  
1500 Bypass North, US 127  
Lawrenceburg, KY 40342  
(502) 839-8488

**Leestown Campus**  
164 Opportunity Way  
Lexington, KY 40511  
(859) 246-6200

**Newtown Campus**  
500 Newtown Pike  
Lexington, KY 40508  
(859) 246-6200

**Winchester-Clark County Campus**  
2020 Rolling Hills Lane  
Winchester, KY 40391  
(859) 737-3098



## Bettina Black

ECTC STUDENT  
AKEBONO EMPLOYEE

“  
I came to the states to build my American dream,” she said. “I wanted more for myself, and I like working on things. What I do now is more mechanically inclined and more technical. I learned skills in the [ECTC] lab that help me at Akebono.”

”

### LEADERSHIP

College President/CEO: Dr. Juston Pate  
Chair, Board of Directors: Mr. Stan Routt

### CREDIT STUDENT PROFILE

(2019-20 ACADEMIC YEAR)

Enrollment: **9,480**

High school students enrolled in dual-enrollment/dual-credit courses: **1,650**

Students enrolled in one or more online courses: **5,123**

Students receiving financial aid (2018-19): **65%**

Part-time students (Fall 2019): **66%**

Full-time students (Fall 2019): **34%**

Female: **50%**

Male: **50%**

### HIGH-WAGE, HIGH-DEMAND PROGRAMS

(2019-20)

Registered Nurse/NURSING

Electrician/ELECTRICAL TECHNOLOGY

Radiologic Technologist/RADIOGRAPHY

Industrial Machinery Mechanic/INDUSTRIAL

MAINTENANCE TECHNOLOGY

CADD Operator/DRAFTING & DESIGN TECHNOLOGY

Respiratory Therapist/RESPIRATORY CARE

Customer Support Specialist/COMPUTER &

INFORMATION TECHNOLOGY

Machinist/COMPUTERIZED MANUFACTURING &

MACHINING

Bus & Truck Mechanics & Diesel Engine Specialists/

DIESEL TECHNOLOGY

HVAC Mechanics & Installer/AIR CONDITIONING

(HVAC) TECHNOLOGY

### CREDENTIALS AWARDED

(2019-20 ACADEMIC YEAR)

Associate Degrees: **874**

Diplomas: **58**

Certificates: **2,637**

Total: **3,569**

### COMMUNITY/ECONOMIC DEVELOPMENT PARTICIPANTS

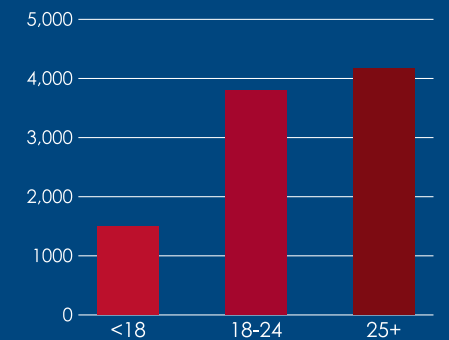
(2019-20)

Adult Education enrollment: **355**

Community Education enrollment: **84**

Workforce Solutions enrollment: **2,200**

### Total Enrollment Per Student Age Group



270-769-2371



elizabethtown.kctcs.edu

### Main Campus

600 College Street Road  
Elizabethtown, KY 42701

### Fort Knox Center

1174 Dixie Street  
Fort Knox, KY 40121

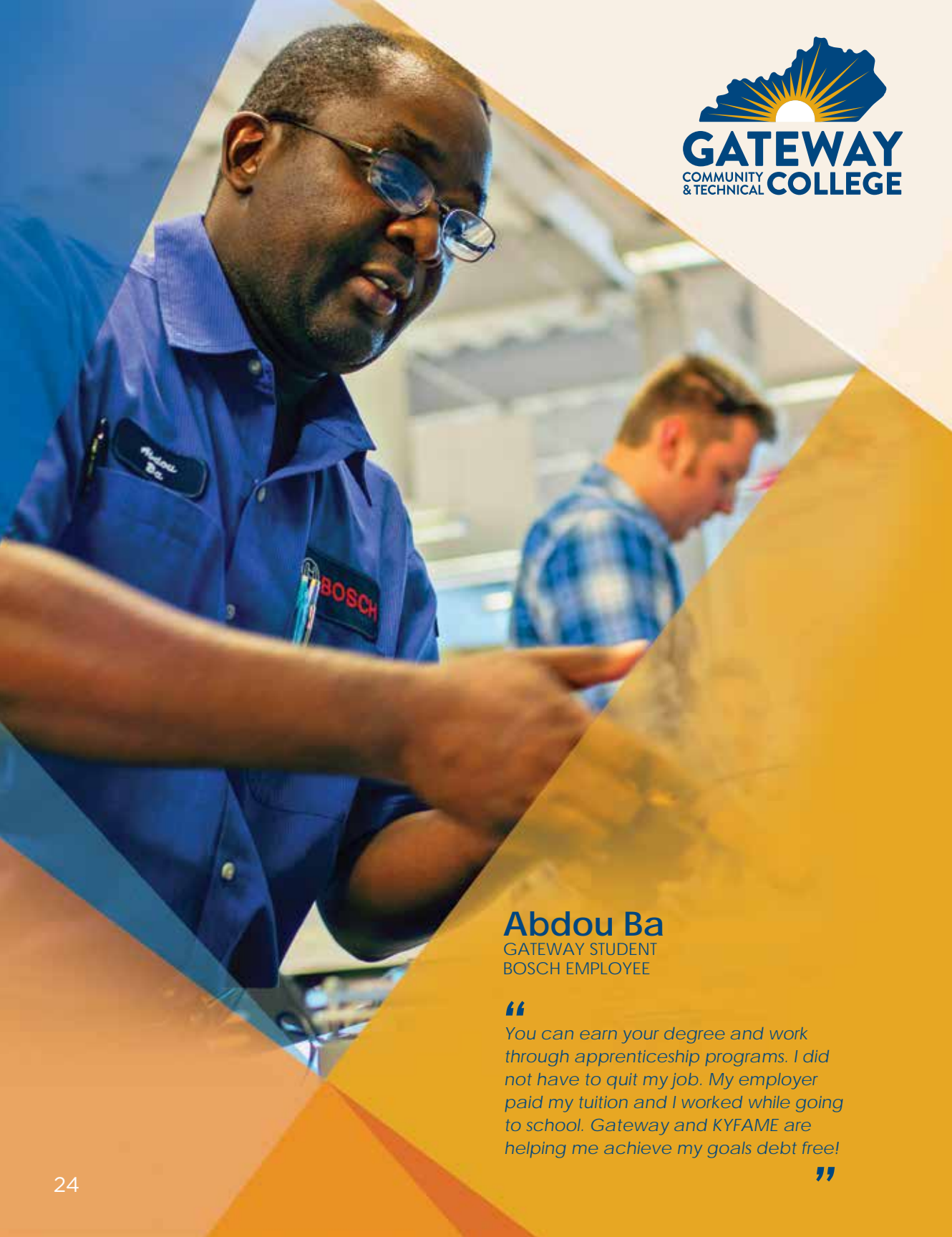
### Springfield Campus

160 Corporate Drive  
Springfield, KY 40069

### Leitchfield Campus

101 East Carroll  
Gibson Boulevard  
Leitchfield, KY 42754





**Abdou Ba**  
GATEWAY STUDENT  
BOSCH EMPLOYEE

“  
You can earn your degree and work through apprenticeship programs. I did not have to quit my job. My employer paid my tuition and I worked while going to school. Gateway and KYFAME are helping me achieve my goals debt free!  
”

**LEADERSHIP**

College President/CEO: Dr. Fernando Figueroa  
Chair, Board of Directors: Mr. Erik Hermes  
Chair, Gateway Community and Technical College Foundation: Mr. Steve Brunson

**CREDIT STUDENT PROFILE**

(2019-20 ACADEMIC YEAR)  
Enrollment: **6,194**  
High school students enrolled in dual-enrollment/dual-credit courses: **1,453**  
Students enrolled in one or more online courses: **3,421**  
Students receiving financial aid (2018-19): **72%**  
Part-time students (Fall 2019): **73%**  
Full-time students (Fall 2019): **27%**  
Female: **49%**  
Male: **50%**

**HIGH-WAGE, HIGH-DEMAND PROGRAMS**

(2019-20)  
Transportation, Storage & Distribution Manager/SUPPLY CHAIN  
Web Developer/COMPUTER & INFORMATION TECHNOLOGY  
Electrician/ELECTRICAL TECHNOLOGY  
Licensed Practical & Vocational Nurse/NURSING  
HVAC Mechanics & Installer/AIR CONDITIONING (HVAC) TECHNOLOGY  
Welder, Cutter, Solderer & Brazer/WELDING TECHNOLOGY  
Automotive Service Technician & Mechanic/AUTOMOTIVE TECHNOLOGY  
Computer-Controlled Machine Tool Operator (Metal & Plastic)/COMPUTERIZED MANUFACTURING & MACHINING  
Emergency Medical Technician & Paramedic/EMERGENCY MEDICAL SERVICES - PARAMEDIC & EMT  
Phlebotomist/MEDICAL ASSISTING

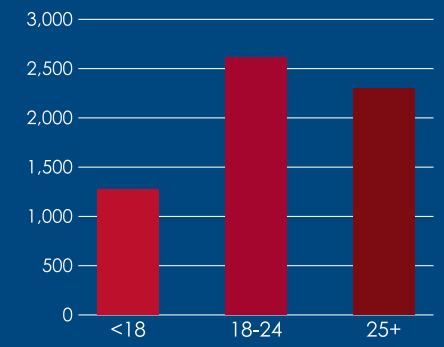
**CREDENTIALS AWARDED**

(2019-20 ACADEMIC YEAR)  
Associate Degrees: **508**  
Diplomas: **88**  
Certificates: **2,297**  
Total: **2,893**

**COMMUNITY/ECONOMIC DEVELOPMENT PARTICIPANTS**

(2019-20)  
Adult Education enrollment: **623**  
Community Education enrollment: **4**  
Workforce Solutions enrollment: **2,027**

**Total Enrollment Per Student Age Group**



**859-441-4500 or**

**855-346-4282 toll-free**

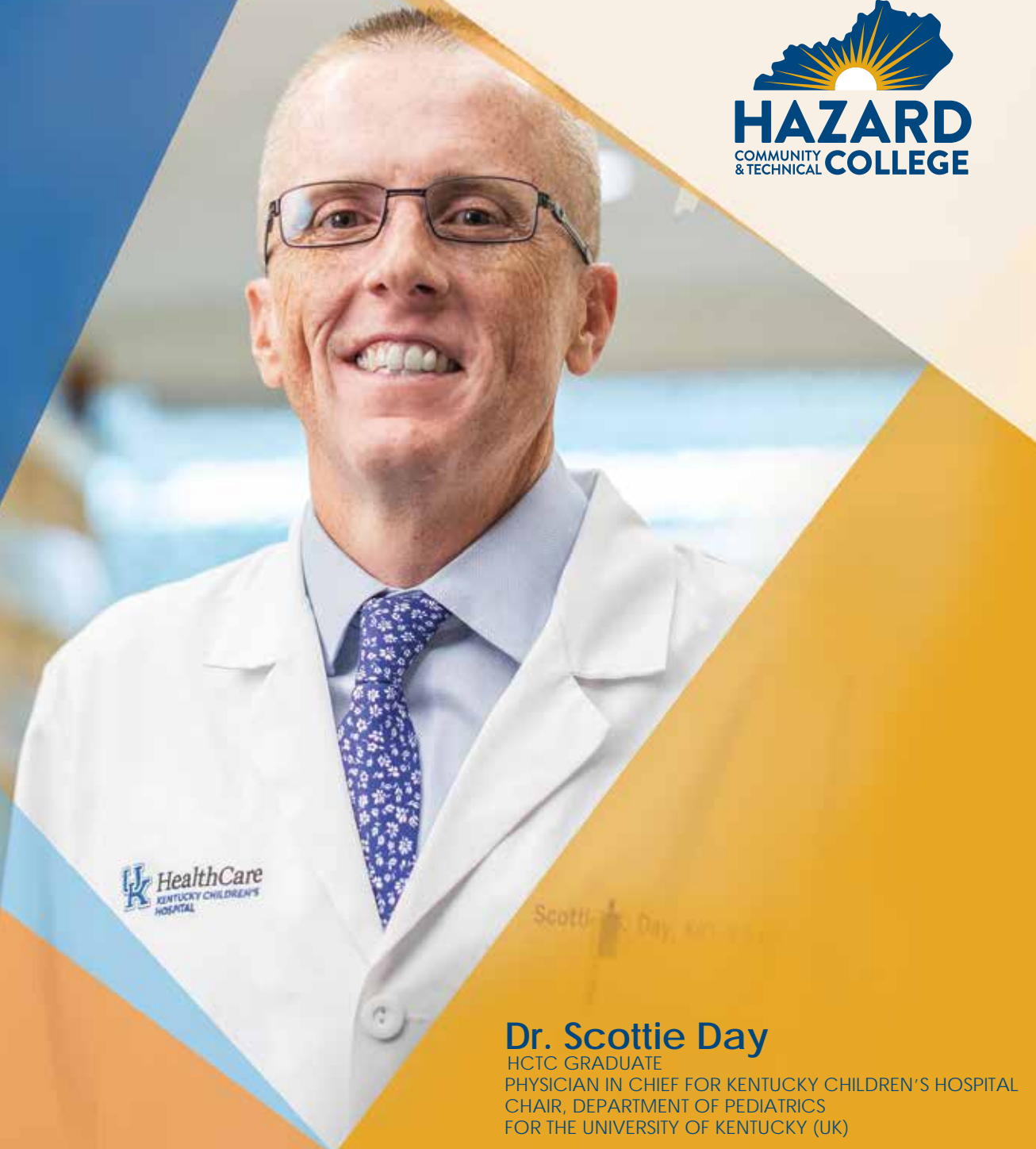
**gateway.kctcs.edu**

**Boone Campus**  
500 Technology Way  
Florence, KY 41042

**Edgewood Campus**  
790 Thomas More Parkway  
Edgewood, KY 41017

**Urban Metro Campus**  
516 Madison Avenue  
Covington, KY 41011





## Dr. Scottie Day

HCTC GRADUATE  
 PHYSICIAN IN CHIEF FOR KENTUCKY CHILDREN'S HOSPITAL  
 CHAIR, DEPARTMENT OF PEDIATRICS  
 FOR THE UNIVERSITY OF KENTUCKY (UK)

“  
*I had a wonderful education. HCTC  
 was a key for me to be successful.*  
 ”

### LEADERSHIP

College President/CEO: Dr. Jennifer Lindon  
 Chair, Board of Directors: Mr. Bill Weinberg  
 Chair, Hazard Independent College  
 Foundation, Inc.: Mrs. Janice Brafford

### CREDIT STUDENT PROFILE

(2019-20 ACADEMIC YEAR)

Enrollment: **4,817**

High school students enrolled in  
 dual-enrollment/dual-credit courses: **1,147**

Students enrolled in one  
 or more online courses: **2,411**

Students receiving financial aid (2018-19): **81%**

Part-time students (Fall 2019): **68%**

Full-time students (Fall 2019): **32%**

Female: **46%**

Male: **54%**

### HIGH-WAGE, HIGH-DEMAND PROGRAMS

(2019-20)

Lineman/ELECTRICAL POWER-LINE INSTALLERS &  
 REPAIRERS

Diagnostic Medical Sonographer/DIAGNOSTIC  
 MEDICAL SONOGRAPHY

Customer Support Specialist/COMPUTER &  
 INFORMATION TECHNOLOGY

Registered Nurse/NURSING

Physical Therapist Assistant/PHYSICAL THERAPY

Bus & Truck Mechanic & Diesel Engine Specialist/DIESEL  
 TECHNOLOGY

HVAC Mechanics & Installer/AIR CONDITIONING  
 (HVAC) TECHNOLOGY

General/DRAFTING & DESIGN TECHNOLOGY &  
 TECHNICIAN

Electrician/ELECTRICAL TECHNOLOGY

Radiologic Technologist/RADIOGRAPHY

### CREDENTIALS AWARDED

(2019-20 ACADEMIC YEAR)

Associate Degrees: **398**

Diplomas: **89**

Certificates: **1,609**

Total: **2,096**

### COMMUNITY/ECONOMIC DEVELOPMENT PARTICIPANTS

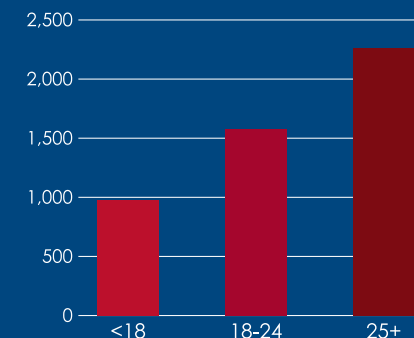
(2019-20)

Adult Education enrollment: **176**

Community Education enrollment: **3,668**

Workforce Solutions enrollment: **1,873**

### Total Enrollment Per Student Age Group



800-246-7521 toll-free



hazard.kctcs.edu

#### Hazard Campus

One Community  
 College Drive  
 Hazard, KY 41701

#### Lees College Campus

601 Jefferson Avenue  
 Jackson, KY 41339

#### Allied Health UKCRH

Bailey-Stumbo Building  
 750 Morton Boulevard  
 Hazard, KY 41701

#### Technical Campus

101 Vo-Tech Drive  
 Hazard, KY 41701

#### Leslie County Center/Kentucky School of Bluegrass and Traditional Music

108 Maple Street  
 Hyden, KY 41749

#### Knott County Branch/ Kentucky School of Craft

P.O. Box 1498  
 Hindman, KY 41822



**Audra Goodley**  
HCC STUDENT

“  
By starting my education at a community college, I now feel tremendously more prepared to attend the University of Kentucky. It is through the skills that I have been taught at HCC that have prepared me to succeed in the next steps of my journey.  
”

**LEADERSHIP**

College President/CEO: Dr. Jason Warren  
Chair, Board of Directors: Ms. Jennifer Keach  
President, College Foundation, Inc.: Mr. Bob Berry

**CREDIT STUDENT PROFILE**

(2019-20 ACADEMIC YEAR)

Enrollment: **1,968**  
High school students enrolled in dual-enrollment/dual-credit courses: **628**  
Students enrolled in one or more online courses: **1,103**  
Students receiving financial aid (2018-19): **79%**  
Part-time students (Fall 2019): **72%**  
Full-time students (Fall 2019): **28%**  
Female: **70%**  
Male: **30%**

**HIGH-WAGE, HIGH-DEMAND PROGRAMS**

(2019-20)

Customer Support Specialist/COMPUTER & INFORMATION TECHNOLOGY  
Industrial Machinery Mechanic/INDUSTRIAL MAINTENANCE TECHNOLOGY  
Health Technologist & Technician/HEALTH SCIENCE TECHNOLOGY  
Welder/WELDING TECHNOLOGY  
Accountant/ACCOUNTING & FINANCE  
Medical Assistant/MEDICAL ASSISTING  
Phlebotomist/PHLEBOTOMY  
Nursing Assistant/NURSE ASSISTANT  
Childcare Worker/INTERDISCIPLINARY EARLY CHILDHOOD EDUCATION

**CREDENTIALS AWARDED**

(2019-20 ACADEMIC YEAR)

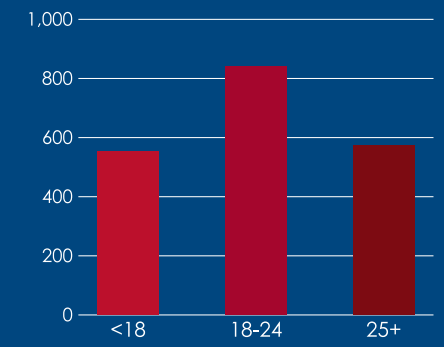
Associate Degrees: **204**  
Diplomas: **12**  
Certificates: **349**  
Total: **565**

**COMMUNITY/ECONOMIC DEVELOPMENT PARTICIPANTS**

(2019-20)

Adult Education enrollment: **87**  
Community Education enrollment: **46**  
Workforce Solutions enrollment: **182**

**Total Enrollment Per Student Age Group**



**800-696-9958 toll-free**

**henderson.kctcs.edu**

**Henderson Campus**  
2660 South Green Street  
Henderson, KY 42420





### Sheldon Wharton

HCC GRADUATE, NURSING  
RN AT TENNOVA HEALTHCARE

“  
I was a young single mother trapped in an abusive marriage. The scholarships and support HCC provided to me through the Billie Lee Cayce scholarship literally saved my life. I am excited about the future and continuing my nursing education, and it all began at HCC. Please give to help students like me realize their potential and become all that they can be.  
”

#### LEADERSHIP

College President/CEO: Dr. Alissa Young  
Chair, Board of Directors: Mr. Richard Nelson  
President, Hopkinsville Community College Foundation:  
Mrs. Nancy Bullard

#### CREDIT STUDENT PROFILE

(2019-20 ACADEMIC YEAR)

Enrollment: **3,772**

High school students enrolled in  
dual-enrollment/dual-credit courses: **711**

Students enrolled in one  
or more online courses: **2,657**

Students receiving financial aid (2018-19): **85%**

Part-time students (Fall 2019): **65%**

Full-time students (Fall 2019): **35%**

Female: **62%**

Male: **38%**

#### HIGH-WAGE, HIGH-DEMAND PROGRAMS

(2019-20)

Registered Nurse / NURSING

Electrician / ELECTRICAL TECHNOLOGY

Industrial Machinery Mechanic / INDUSTRIAL

MAINTENANCE TECHNOLOGY

Computer User Support Specialists /COMPUTER

INFORMATION TECHNOLOGY

Heavy and Tractor-Trailer Truck Drivers /TRUCK DRIVER  
TRAINING (CDL)

Surgical Technologists / SURGICAL TECHNOLOGY

Machinist / COMPUTERIZED MANUFACTURING &  
MACHINING

Bus & Truck Mechanic & Diesel Engine Specialist / DIESEL  
TECHNOLOGY

Medical Records & Health Info Technicians / MEDICAL  
INFORMATION TECHNOLOGY

Emergency Medical Technician / Emergency Medical  
Services

#### CREDENTIALS AWARDED

(2019-20 ACADEMIC YEAR)

Associate Degrees: **409**

Diplomas: **77**

Certificates: **673**

Total: **1,159**

#### COMMUNITY/ECONOMIC DEVELOPMENT PARTICIPANTS

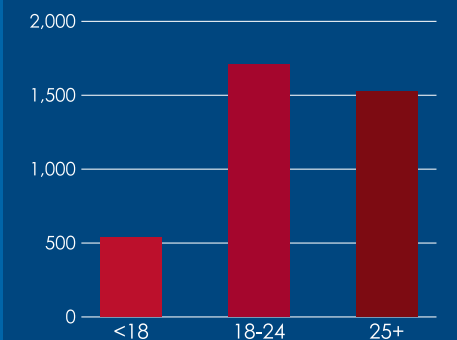
(2019-20)

Adult Education enrollment: **468**

Community Education enrollment: **185**

Workforce Solutions enrollment: **858**

#### Total Enrollment Per Student Age Group



270-707-3700



hopkinsville.kctcs.edu

#### Hopkinsville Campus

P.O. Box 2100  
720 North Drive  
Hopkinsville, KY 42241

#### Fort Campbell Campus English Army Education Center

Room 135  
202 Bastogne Avenue  
Fort Campbell, KY 42223

#### West Kentucky Regional Post-Secondary Education Center

5305 Ft. Campbell Boulevard  
Hopkinsville, KY 42240





## Ja'Veare White

JCTC GRADUATE  
UPS AIRCRAFT MAINTENANCE TECHNICIAN

“

*Jefferson opened doors to a better career and a better life for my family.*

”

### LEADERSHIP

College President/CEO: Dr. Ty Handy  
Chair, Board of Directors: Mr. Jim Lancaster  
Chair, JCTC Educational Foundation:  
Mr. Don Fitzpatrick

### CREDIT STUDENT PROFILE

(2019-20 ACADEMIC YEAR)

Enrollment: **17,908**

High school students enrolled in

dual-enrollment/dual-credit courses: **4,492**

Students enrolled in one

or more online courses: **8,951**

Students receiving financial aid (2018-19): **73%**

Part-time students (Fall 2019): **76%**

Full-time students (Fall 2019): **24%**

Female: **56%**

Male: **40%**

### HIGH-WAGE, HIGH-DEMAND PROGRAMS

(2019-20)

Aviation Maintenance

Power Plant Operator

Web Developer

Registered Nurse

Occupational Therapy Assistant

Respiratory Therapist

Industrial Engineering Technician

### CREDENTIALS AWARDED

(2019-20 ACADEMIC YEAR)

Associate Degrees: **1,369**

Diplomas: **139**

Certificates: **3,223**

Total: **4,731**

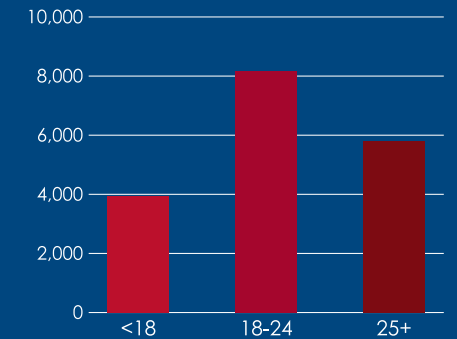
### COMMUNITY/ECONOMIC DEVELOPMENT PARTICIPANTS

(2019-20)

Adult Education enrollment: **796**

Workforce Solutions enrollment: **2,679**

### Total Enrollment Per Student Age Group



502-213-5333



jefferson.kctcs.edu

#### Downtown Campus

109 East Broadway  
Louisville, KY 40202

#### Southwest Campus

1000 Community College Drive  
Louisville, KY 40272

#### Carrollton Campus

1607 US HWY 227  
Carrollton, KY 41008

#### Jefferson Technical Campus

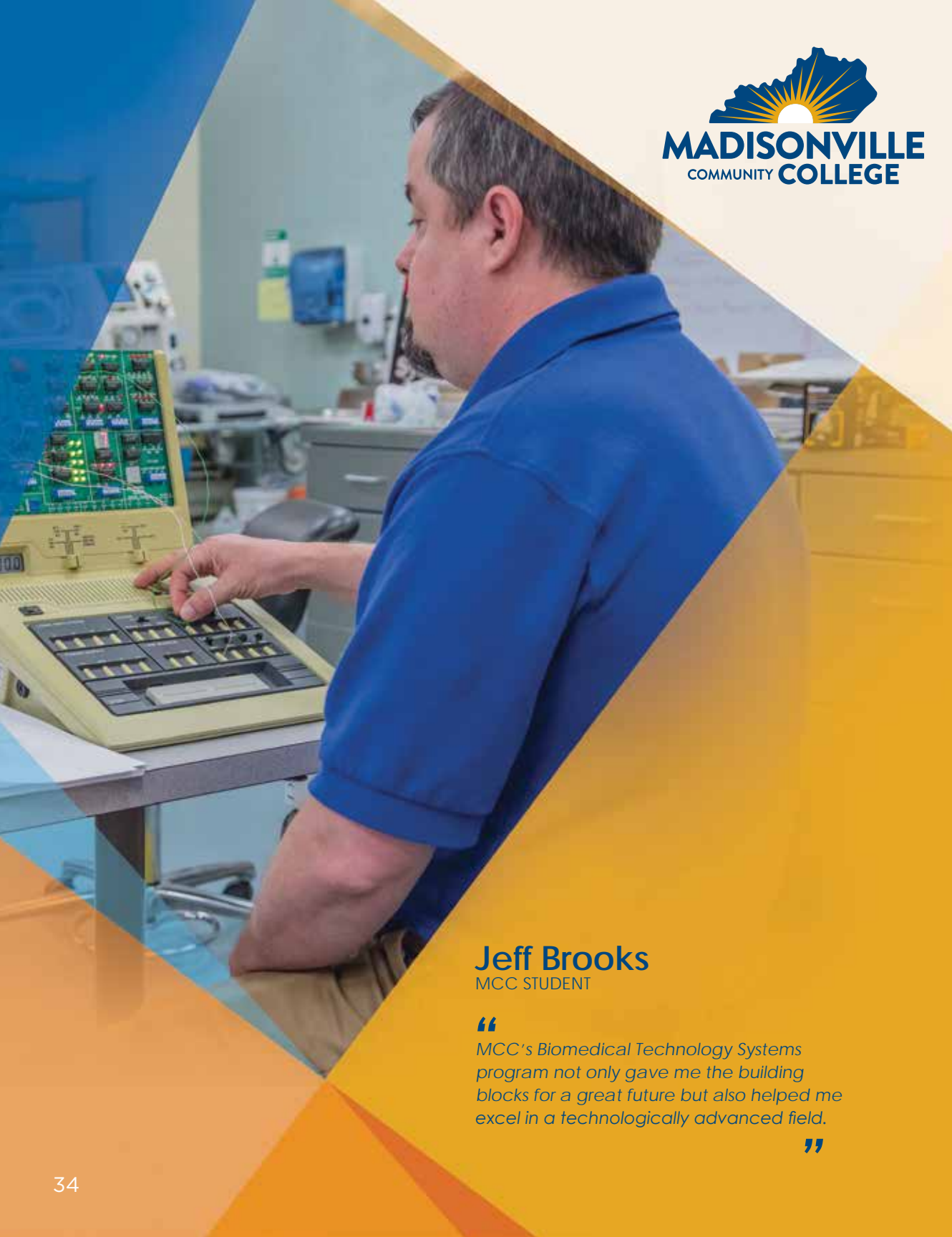
727 W. Chestnut Street  
Louisville, KY 40203

#### Shelby County Campus

1361 Frankfort Road  
Shelbyville, KY 40065

#### Bullitt County Campus

505 Buffalo Run Road  
Shepherdsville, KY 40165



**Jeff Brooks**  
MCC STUDENT

“  
MCC’s Biomedical Technology Systems program not only gave me the building blocks for a great future but also helped me excel in a technologically advanced field.  
”

**LEADERSHIP**

College President/CEO: Dr. Cynthia Kelley  
Chair, Board of Directors: Dr. Alan Jay Thorner  
Chair, Madisonville College Foundation:  
Mr. R. Steven Cox

**CREDIT STUDENT PROFILE**

(2019-20 ACADEMIC YEAR)

Enrollment: **5,942**  
High school students enrolled in dual-enrollment/dual-credit courses: **1,296**  
Students enrolled in one or more online courses: **2,378**  
Students receiving financial aid (2018-19): **58%**  
Part-time students (Fall 2019): **73%**  
Full-time students (Fall 2019): **27%**  
Female: **42%**  
Male: **57%**

**HIGH-WAGE, HIGH-DEMAND PROGRAMS**

(2019-20)

Registered Nurse / NURSING  
Customer Support Specialist/COMPUTER & INFORMATION TECHNOLOGY  
Physical Therapist Assistant/PHYSICAL THERAPY  
Radiologic Technologist/RADIOGRAPHY  
Industrial Machinery Mechanic/ADVANCED INTEGRATED TECHNOLOGY  
Respiratory Therapist/RESPIRATORY THERAPY  
Medical & Clinical Lab Technician/MEDICAL & CLINICAL LAB TECHNOLOGY  
Surgical Technologist/SURGICAL TECHNOLOGY  
Medical Records & Health Information Technician/MEDICAL RECORDS & HEALTH INFORMATION TECHNOLOGY

**CREDENTIALS AWARDED**

(2019-20 ACADEMIC YEAR)

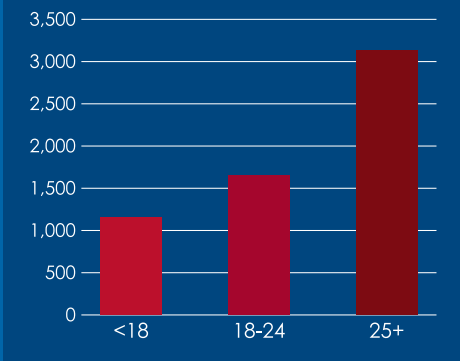
Associate Degrees: **398**  
Diplomas: **47**  
Certificates: **1,053**  
Total: **1,498**

**COMMUNITY/ECONOMIC DEVELOPMENT PARTICIPANTS**

(2019-20)

Adult Education enrollment: **237**  
Community Education enrollment: **444**  
Workforce Solutions enrollment: **3,626**

**Total Enrollment Per Student Age Group**



**270-821-2250**



**madisonville.kctcs.edu**

**North Campus**

2000 College Drive  
Madisonville, KY 42431

**Health Sciences Campus**

750 N. Laffoon Street  
Madisonville, KY 42431


**ACE2/Technology Campus**

150 School Avenue  
Madisonville, KY 42431

**Muhlenberg Campus**

406 West Everly Brothers Boulevard  
Central City, KY 42330





**Haley Payne**  
MCTC GRADUATE  
RHINEGEIST BREWERY

“  
MCTC provided me with a better life because it made me a better person, It made me a better employee and student.  
”

**LEADERSHIP**

Interim College President/CEO: Mr. Russell Ward  
Chair, Board of Directors: Mr. Avi Bear  
Chair, Maysville Community and Technical College  
Foundation: Mr. John Sims, Sr.

**CREDIT STUDENT PROFILE**

(2019-20 ACADEMIC YEAR)  
Enrollment: **4,828**  
High school students enrolled in dual-enrollment/dual-credit courses: **1,480**  
Students enrolled in one or more online courses: **2,977**  
Students receiving financial aid (2018-19): **86%**  
Part-time students (Fall 2019): **65%**  
Full-time students (Fall 2019): **35%**  
Female: **62%**  
Male: **38%**

**HIGH-WAGE, HIGH-DEMAND PROGRAMS**

(2019-20)  
Registered Nurse / NURSING PROGRAM  
Electrical Power-Line Installer & Repairer / LINEMAN PROGRAM  
Industrial Machinery Mechanic / MIT: INDUSTRIAL MAINTENANCE TECHNOLOGY  
Electrician / MIT: ELECTRICAL TECHNOLOGY  
Respiratory Therapist / RESPIRATORY CARE  
Computer Support Specialist / COMPUTER & INFORMATION TECHNOLOGY  
Machinist / COMPUTERIZED MANUFACTURING & MACHINING  
Bus and Truck Mechanic & Diesel Engine Specialist / DIESEL TECHNOLOGY  
Heating, Air Conditioning & Refrigeration Mechanic & Installer / AIR CONDITIONING TECHNOLOGY  
Medical & Clinical Lab Technician / MEDICAL LABORATORY TECHNICIAN

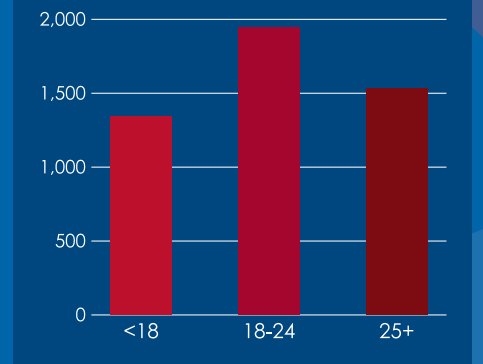
**CREDENTIALS AWARDED**

(2019-20 ACADEMIC YEAR)  
Associate Degrees: **424**  
Diplomas: **145**  
Certificates: **1,459**  
Total: **2,028**

**COMMUNITY/ECONOMIC DEVELOPMENT PARTICIPANTS**

(2019-20)  
Adult Education enrollment: **140**  
Community Education enrollment: **577**  
Workforce Solutions enrollment: **947**

**Total Enrollment Per Student Age Group**



**606-759-7141**

**maysville.kctcs.edu**

**Maysville Campus**

1755 U.S. Hwy. 68  
Maysville, KY 41056

**Rowan Campus**

400 Rocky Adkins Tech Drive  
Morehead, KY 40351

**Licking Valley Campus**

319 Webster Avenue  
Cynthiana, KY 41031

**Montgomery Campus**

201 Calk Avenue  
Mt. Sterling, KY 40353





## Andrea Howard

OCTC STUDENT  
OWENSBORO HEALTH REGIONAL HOSPITAL

“

*I'm proud of the work that I do  
and I'm proud of the passion  
I've kept for the job.*

”

### LEADERSHIP

College President/CEO: Dr. Scott Williams  
Chair, Board of Directors: Mr. Charles “Buzz” Backstrom  
Chair, Owensboro Community and Technical College  
Foundation, Inc.: Mr. Steve Gardner

### CREDIT STUDENT PROFILE

(2019-20 ACADEMIC YEAR)

Enrollment: **5,589**

High school students enrolled in  
dual-enrollment/dual-credit courses: **1,546**

Students enrolled in one  
or more online courses: **3,099**

Students receiving financial aid (2018-19): **74%**

Part-time students (Fall 2019): **60%**

Full-time students (Fall 2019): **40%**

Female: **52%**

Male: **48%**

### HIGH-WAGE, HIGH-DEMAND PROGRAMS

(2019-20)

Radiation Technician / RADIOGRAPHY

Industrial Machinery Mechanic / MIT: INDUSTRIAL  
MAINTENANCE TECHNOLOGY

Computer Support Specialist / COMPUTER &  
INFORMATION TECHNOLOGY

Surgical Technician / SURGICAL TECHNOLOGY

Computer Maintenance Technician / ENGINEERING &  
ELECTRONICS TECHNOLOGY

Registered Nurse / NURSING PROGRAM

Automotive Service Technician & Mechanic /  
AUTOMOTIVE TECHNOLOGY

Welder / WELDING TECHNOLOGY

Bookkeeping, Accounting and Auditing Clerks /  
BUSINESS ADMINISTRATIVE SERVICES

Medical Assistant / MEDICAL ASSISTING

### CREDENTIALS AWARDED

(2019-20 ACADEMIC YEAR)

Associate Degrees: **743**

Diplomas: **142**

Certificates: **1,398**

Total: **2,283**

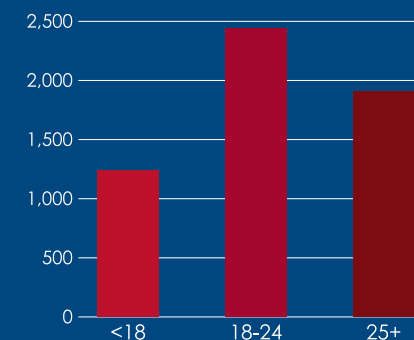
### COMMUNITY/ECONOMIC DEVELOPMENT PARTICIPANTS

(2019-20)

Adult Education enrollment: **409**

Workforce Solutions enrollment: **15,350**

### Total Enrollment Per Student Age Group



270-686-4400 or



866-755-6282 toll-free



[owensboro.kctcs.edu](http://owensboro.kctcs.edu)

#### Main Campus

4800 New Hartford Road  
Owensboro, KY 42303

#### Downtown Campus

1501 Frederica Street  
Owensboro, KY 42301

#### Southeastern Campus

1901 Southeastern Parkway  
Owensboro, KY 42303

#### Hancock County Center and Annex

8010 HWY 60  
Lewisport, KY 42351



**Ky Pac**  
 SCC STUDENT  
 KORT EMPLOYEE

“  
*I really love impacting peoples lives -  
 getting people pain-free, getting people  
 their confidence and independence back,  
 as well as getting them back to the thing  
 they love to do.*  
 ”

**LEADERSHIP**

College President/CEO: Dr. Carey W. Castle  
 Chair, Board of Directors: Ms. Charlene S. Harris  
 Chair, Somerset Community College Foundation, Inc.:  
 Mr. Mike Chandler

**CREDIT STUDENT PROFILE**

(2019-20 ACADEMIC YEAR)  
 Enrollment: **7,489**  
 High school students enrolled in  
 dual-enrollment/dual-credit courses: **1,515**  
 Students enrolled in one  
 or more online courses: **5,119**  
 Students receiving financial aid (2018-19): **85%**  
 Part-time students (Fall 2019): **61%**  
 Full-time students (Fall 2019): **39%**  
 Female: **60%**  
 Male: **40%**

**HIGH-WAGE, HIGH-DEMAND PROGRAMS**

(2019-20)  
 Industrial Machinery Mechanic / INDUSTRIAL  
 MAINTENANCE TECHNOLOGY  
 Respiratory Therapist / RESPIRATORY THERAPY  
 Customer Support Specialist / COMPUTER &  
 INFORMATION TECHNOLOGY  
 Aircraft Mechanic / AVIATION MAINTENANCE  
 TECHNOLOGY  
 Registered Nurse / NURSING  
 Machinist / COMPUTERIZED MANUFACTURING &  
 MACHINING  
 Bus & Truck Mechanic & Diesel Engine Specialist / DIESEL  
 TECHNOLOGY  
 HVAC Mechanic & Installer / AIR CONDITIONING  
 (HVAC) TECHNOLOGY  
 Electrician / ELECTRICAL TECHNOLOGY  
 Radiologic Technologist / RADIOGRAPHY

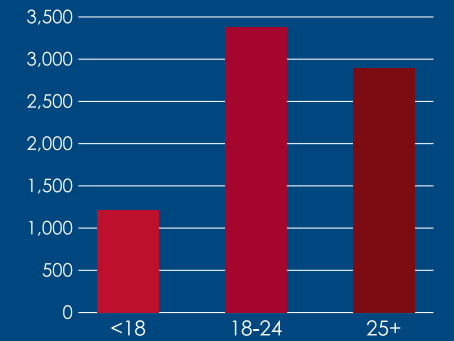
**CREDENTIALS AWARDED**

(2019-20 ACADEMIC YEAR)  
 Associate Degrees: **787**  
 Diplomas: **268**  
 Certificates: **2,092**  
 Total: **3,147**

**COMMUNITY/ECONOMIC  
 DEVELOPMENT PARTICIPANTS**

(2019-20)  
 Adult Education enrollment: **512**  
 Community Education enrollment: **66**  
 Workforce Solutions enrollment: **1,367**

**Total Enrollment  
 Per Student Age Group**



**877-629-9722 toll-free**



**somerset.kctcs.edu**

**Somerset Campus**

808 Monticello Street  
 Somerset, KY 42501

**Laurel Campus**

100 University Drive  
 London, KY 40741

**McCreary Center**

141 College Street  
 Whitley City, KY 42653

**Russell Center**

848 West Steve Wariner Drive  
 Russell Springs, KY 42642

**Clinton Center**

1273 KY Highway 90 W  
 Albany, KY 42602

**Casey Center**

1031 Hustonville Street  
 Liberty, KY 42539





## Mark Fuqua

SKYCTC STUDENT  
DIVERSIFIED ELECTRICAL (DEI)

“  
That formed my career. Everything else I can anchor back to the vocational school. To me it's logical. Vocational school is real logical. They treated you like adults. They were there to offer you an education and they offered us a fine education.  
”

### LEADERSHIP

College President/CEO: Dr. Phillip Neal  
Chair, Board of Directors: Mr. Randy Schumaker  
Chair, Southcentral Kentucky Community and Technical College Foundation, Inc.: Mr. Alex Downing

### CREDIT STUDENT PROFILE

(2019-20 ACADEMIC YEAR)

Enrollment: **5,878**

High school students enrolled in dual-enrollment/dual-credit courses: **1,626**

Students enrolled in one or more online courses: **2,809**

Students receiving financial aid (2018-19): **82%**

Part-time students (Fall 2019): **58.5%**

Full-time students (Fall 2019): **41.5%**

Female: **59%**

Male: **40%**

### HIGH-WAGE, HIGH-DEMAND PROGRAMS

(2019-20)

Registered Nurse / NURSING

Information Security Specialist / COMPUTER & INFORMATION TECHNOLOGY

Machine Tool Operator / COMPUTERIZED MANUFACTURING & MACHINING

Radiographer / RADIOGRAPHY

Industrial Machinery Mechanic / INDUSTRIAL MAINTENANCE TECHNOLOGY

Respiratory Therapist / RESPIRATORY THERAPY

HVAC Mechanic & Installer / AIR CONDITIONING (HVAC) TECHNOLOGY

Gas Welder / WELDING TECHNOLOGY

Residential Electricity / ELECTRICAL TECHNOLOGY

### CREDENTIALS AWARDED

(2019-20 ACADEMIC YEAR)

Associate Degrees: **725**

Diplomas: **195**

Certificates: **2,131**

Total: **3,051**

### COMMUNITY/ECONOMIC DEVELOPMENT PARTICIPANTS

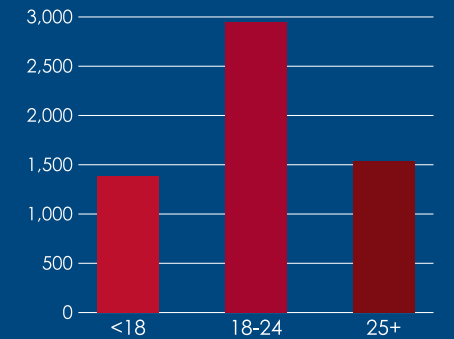
(2019-20)

Adult Education enrollment: **622**

Community Education enrollment: **9**

Workforce Solutions enrollment: **3,621**

### Total Enrollment Per Student Age Group



855-246-2482 toll-free



southcentral.kctcs.edu

#### Main Campus

1845 Loop Drive  
Bowling Green, KY 42101

#### Franklin-Simpson Center

175 Davis Drive  
Franklin, KY 42134

#### Glasgow Campus

129 State Avenue  
Glasgow, KY 42141

#### Glasgow Technology Campus

500 Hilltopper Way  
Glasgow, KY 42141

#### Kentucky Advanced Technology Institute Campus

1127 Morgantown Road  
Bowling Green, KY 42101

#### Transpark Center

221 Commonwealth Boulevard  
Bowling Green, KY 42101





**Jordan Frost**  
SKCTC & UK GRADUATE  
NETWORK ENGINEER, WINDSTREAM

“ SKCTC laid the foundation that made transferring to the University of Kentucky possible for me. I was able to transfer debt free, and I also received a transfer scholarship which allowed me to graduate practically debt free from UK. I started a job in my field of choice two weeks before I graduated – a dream come true! I truly believe I owe a large part of my success to the faculty and staff at Southeast Kentucky Community & Technical College.

”

**LEADERSHIP**

College President/CEO: Dr. Vic Adams  
Chair, Board of Directors: Mr. Rayburn Doss  
Chair, Southeast Education Foundation, Inc.:  
Mr. Ed Harris

**CREDIT STUDENT PROFILE**

(2019-20 ACADEMIC YEAR)  
Enrollment: **4,482**  
High school students enrolled in  
dual-enrollment/dual-credit courses: **1,155**  
Students enrolled in one  
or more online courses: **2,113**  
Students receiving financial aid (2018-19): **84%**  
Part-time students (Fall 2019): **64%**  
Full-time students (Fall 2019): **36%**  
Female: **48%**  
Male: **52%**

**HIGH-WAGE, HIGH-DEMAND PROGRAMS**

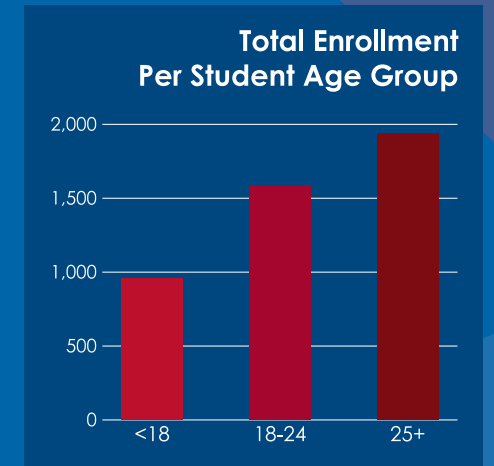
(2019-20)  
Registered Nurse / NURSING  
Machinist / COMPUTERIZED MANUFACTURING & MACHINING  
Radiography/Radiologic Technologist / RADIOGRAPHY  
Drafting and Design Technology/Technician /  
COMPUTER AIDED DRAFTING & DESIGN  
Respiratory Therapist / RESPIRATORY CARE  
Computer Support Technician / COMPUTER &  
INFORMATION TECHNOLOGY  
Diesel Mechanics Technology/Technician / DIESEL  
TECHNOLOGY  
Heating, Air Conditioning & Refrigeration Mechanic &  
Installer /AIR CONDITIONING TECHNOLOGY  
Paramedic / EMERGENCY MEDICAL SERVICES/ (EMS)  
PARAMEDIC  
Industrial Mechanic / INDUSTRIAL MAINTENANCE  
TECHNOLOGY

**CREDENTIALS AWARDED**

(2019-20 ACADEMIC YEAR)  
Associate Degrees: **372**  
Diplomas: **60**  
Certificates: **573**  
Total: **1,005**

**COMMUNITY/ECONOMIC  
DEVELOPMENT PARTICIPANTS**

(2019-20)  
Adult Education enrollment: **170**  
Workforce Solutions enrollment: **2,264**



**888-274-7322 toll-free**

**southeast.kctcs.edu**

**Cumberland Campus**  
700 College Road  
Cumberland, KY 40823

**Harlan Campus**  
164 Ball Park Road  
Harlan, KY 40831

**Middlesboro Campus**  
100 College Road  
Middlesboro, KY 40965

**Pineville Campus**  
10350 South Hwy. 25E  
Pineville, KY 40977

**Whitesburg Campus**  
2 Long Avenue  
Whitesburg, KY 41858



## Silvia Rodriguez

WKCTC ALUMNI  
RODRIGUEZ GENERAL CONTRACTING

“

*I started over with nothing but at the same time with everything” “Education is the key for success” “College helped me to be confident in myself.*

”

### LEADERSHIP

College President/CEO: Dr. Anton Reece  
Chair, Board of Directors: Mr. Larry Kelley  
Chair, Paducah Junior College, Inc.:  
Ms. Anne Gwinn

### CREDIT STUDENT PROFILE

(2019-20 ACADEMIC YEAR)

Enrollment: **8,449**

High school students enrolled in  
dual-enrollment/dual-credit courses: **1,690**

Students enrolled in one  
or more online courses: **4,032**

Students receiving financial aid (2018-19): **73%**

Part-time students (Fall 2019): **67.5%**

Full-time students (Fall 2019): **32.5%**

Female: **55%**

Male: **45%**

### HIGH-WAGE, HIGH-DEMAND PROGRAMS

(2019-20)

Registered Nurse / NURSING PROGRAM

Electrical Engineering Technicians / ELECTRICAL TECHNOLOGY

Computer Network Support Specialists / COMPUTER &  
INFORMATION TECHNOLOGIES

Physical Therapist Assistant / PHYSICAL THERAPISTS ASSISTANTS

Tool and Die Makers / COMPUTERIZED MANUFACTURING &  
MACHINING

Radiologic Technologists and Technicians / RADIOGRAPHY

Industrial Machinery Mechanics / INDUSTRIAL  
MAINTENANCE TECHNOLOGY

Bus and Truck Mechanic & Diesel Engine Specialist /  
DIESEL TECHNOLOGY

Automotive Body and Related Repairs / AUTOMOTIVE  
TECHNOLOGY

Heating, Air Conditioning & Refrigeration Mechanic & Installer /  
AIR CONDITIONING TECHNOLOGY

### CREDENTIALS AWARDED

(2019-20 ACADEMIC YEAR)

Associate Degrees: **606**

Diplomas: **150**

Certificates: **2,116**

Total: **2,872**

### COMMUNITY/ECONOMIC DEVELOPMENT PARTICIPANTS

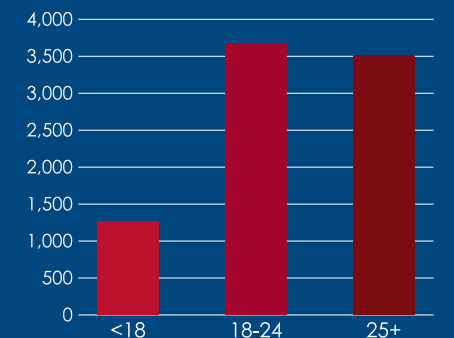
(2019-20)

Adult Education enrollment: **234**

Community Education enrollment: **246**

Workforce Solutions enrollment: **2,337**

### Total Enrollment Per Student Age Group



270-554-9200 or



855-GO-WKCTC (toll-free)



[westkentucky.kctcs.edu](http://westkentucky.kctcs.edu)

**West Kentucky Campus**  
4810 Alben Barkley Drive  
Paducah, KY 42001

**Paducah School  
of Art and Design**  
905 Harrison Street  
Paducah, KY 42001

**Purchase Training Center**  
234 Pioneer Industrial Drive  
Mayfield, KY 42066

**Skilled Craft Training Center**  
70 Hickory Road  
Hickory, KY 42051



"Lantech and Jefferson have enjoyed a great relationship for years."

## FOCUSED ON WORKFORCE EDUCATION AND READINESS



WE EDUCATE 82% OF KENTUCKY'S SKILLED TRADES WORKERS

78%

OF LAST YEAR'S CREDENTIALS EARNED WERE IN THE TOP 5 IN-DEMAND JOB SECTORS

KENTUCKY'S NURSING & ALLIED HEALTH CREDENTIALS 66%

OF ALL ASSOCIATE DEGREES IN NURSING & ALLIED HEALTH 87%

98%



THAT'S 98% OF ALL SHORT TERM CERTIFICATES IN KENTUCKY

"My goal is always to EMPOWER MY STUDENTS TO THINK and consider the complexities of problems rather than enable my students by giving them solutions."

## INVESTED IN THE SUCCESS OF EVERY STUDENT

**\$18 MILLION SAVED**

BY KENTUCKY FAMILIES OF KCTCS STUDENTS BECAUSE OF REDUCED TUITION THROUGH DUAL CREDIT

**22,859**

DUAL CREDIT STUDENTS IN 2019-20

**2019-2020 WAS A RECORD YEAR**

for graduates and credentials earned

**39,291**

CREDENTIALS AWARDED

**19,423**

GRADUATED FROM KCTCS IN 2019-2020



*"I provide the skills, training and guidance to our students, and in turn, give them the opportunity to succeed."*

## ENCOURAGING & APPROACHABLE LEARNING ENVIRONMENT



KCTCS faculty and staff coach and mentor students so they can reach their dreams of a better life. We believe their success equals our success.

Kevin Donoho  
Gateway Associate Professor,  
Industrial Maintenance

*"Our middle name is community."*

## ENGAGED IN THE LIFE OF OUR COMMUNITIES



During the COVID-19 pandemic all 16 colleges donated personal protection equipment to local hospitals. Some used 3-D printing to make face shields.

Colleges also opened food pantries and set up wi-fi hotspots in their parking lots to help students who had no access to broadband.

Tyler Stevens, ACTC Assistant Professor, CADD, and Chris Boggs, Project Coordinator, New and Expanding Business and Industries

KENTUCKY COMMUNITY and TECHNICAL COLLEGE SYSTEM

300 North Main Street • Versailles, KY 40383

Toll-free, 1-877-KCTCS-4U (877-528-2748) • 859-256-3100

[kctcs.edu](http://kctcs.edu)

The Kentucky Community and Technical College System is an equal educational and employment opportunity institution and does not discriminate on the basis of race, religion, color, sex, national origin, age, disability, family medical history, or genetic information. Further, we vigilantly prevent discrimination based on sexual orientation, parental status, marital status, political affiliation, military service, or any other non-merit based factor.