



**COMPREHENSIVE DATABASE  
REPORTING GUIDELINES  
STATE SUPPORTED  
INSTITUTIONS  
2019-2020**

**1024 CAPITAL CENTER DR.  
SUITE 320  
FRANKFORT, KY 40601  
502-573-1555**

**[WWW.CPE.KY.GOV](http://WWW.CPE.KY.GOV)**





## Kentucky Council on Postsecondary Education

**Matthew G. Bevin**  
Governor

1024 Capital Center Drive, Suite 320  
Frankfort, Kentucky 40601  
Phone: 502-573-1555  
Fax: 502-573-1535  
<http://www.cpe.ky.gov>

**Aaron Thompson, Ph.D.**  
President

### MEMORANDUM

**TO:** Comprehensive Data Base Guidelines Users

**FROM:** Travis Muncie, Director, Data and Advanced Analytics

**DATE:** July 1st, 2019

**SUBJECT:** Summary of Changes to 2019-20 Reporting Guidelines

There are several minor changes and clarifications to the 2018-19 Comprehensive Database Guidelines. Regarding Type 1, the definition for First-Time Transfer Student has been updated to clarify frequently asked questions. For Type 2, the collection now includes a Co-Requisite field which we will help better assess the students receiving additional support, rather than trying to parse out at the class level. For Type 3, the faculty fields are now required, after a year of vetting in 'recommended' status. For Type E, the collection now includes a SAT2 field. Lastly, for Type B, Type U, and Type R files, multiple characters have been added to increase space for the building and the room fields.

For Type 1, two fields have been added: Teacher Prep and Outcome Measures (OM). The teacher prep flag will provide a more accurate student count for all KY teacher preparation pathways, inclusive of students without an education CIP as Major 1 or Major 2. The Outcome Measures field aligns with the improvement of IPEDS graduation rates to include all undergraduate students, rather than only first-time student cohorts known as GRS. Lastly, a preliminary enrollment table has been added to the 2019-20 guidelines, which provides a timely census day count for state level assessments of student enrollment trends.

Please note the CPE Minger reporting system has been discontinued. Please submit the annual Clery/Minger crime statistics via email with an attached PDF document.

We look forward to working with you in academic year 2019-20.

If you have questions or concerns, please feel free to contact [Travis.Muncie@ky.gov](mailto:Travis.Muncie@ky.gov) or Bethanie Butler at [Bethanie.Butler@ky.gov](mailto:Bethanie.Butler@ky.gov).

**2019-20 KPEDS Unit-Level Collection Changes**

All changes apply to Sectors 1 & 2; changes that also apply to Sector 3 (AIKCU) are noted below.

File/Table	Apply to Sector 3?	Field	Type of change	Description	Data submission app change	Edits programming change	Lookup table/codes change	File layout change	Definition/instructions change
Type 1	Yes	First-Time Transfer Student	Change in definition	Clarify First-Time Transfer Student	Required field.	none	none	none	Definition change
Type 1	Yes	Teacher Prep	Add Field	Adding field to collect teacher preparation programs.	Yes	Yes	none	Yes	Definition and instructions added.
TYPE 1	Yes	Outcome Measures	Add Field	Adding field to collect outcome measures.	Yes	Yes	none	Yes	Definition and instructions added.
TYPE 2	No	Co-Requisite	Add Field	Adding a field to report students who have participated in co-requisite support.	Yes	Yes	none	Yes	Definition and instructions added.
TYPE 3	No	Faculty Employment Status	Change from recommended to required.	Change Faculty Employment Status field in the type 1 layout from a recommended field to a required field.	Yes	none	none	Yes	none
Type 3	No	Faculty Tenure Status	Change from recommended to required.	Field to collect Faculty Employment Staus.	Yes	Yes, edits will be updated to reflect required field.	None	Yes	none
Type 3	No	Faculty Title	Change from recommended to required.	Field to collect Faculty Tenure Staus.	Yes	Yes, edits will be updated to reflect required field.	none	Yes	none
Preliminary Enrollment	Yes	Preliminary Enrollment Collection	Add Field	Adding a file to collect preliminary enrollment.	Yes	Yes	Yes - Table 44.	Yes	Definition and instructions added.
TYPE B	No	Building Number	Increase character	Increasing characters from 4 to 10.	Yes	Campus housing - (Y/N)	none	Yes	none

**2019-20 KPEDS Unit-Level Collection Changes**

All changes apply to Sectors 1 & 2; changes that also apply to Sector 3 (AIKCU) are noted below.

File/Table	Apply to Sector 3?	Field	Type of change	Description	Data submission app change	Edits programming change	Lookup table/codes change	File layout change	Definition/instructions change
TYPE B	No	Room Number	Increase character	Increasing characters from 7 to 12.	Yes	Yes	none	Yes	none
TYPE U	No	Building Number	Add Field	Increasing characters from 4 to 10.	Yes	Yes	None	Yes	none
TYPE U	No	Room Number	Add Field	Increasing characters from 7 to 12.	Yes	Yes	none	Yes	none
TYPE R	No	Building Number	Add Field	Increasing characters from 4 to 10.	Yes	Yes	none	Yes	none
TYPE R	No	Room Number	Add Field	Increasing characters from 7 to 12.	Yes	Yes	none	Yes	none
Type E	No	SAT2 Math	Add Field	Adding field to accommodate SAT2 math. (2 Characters)	Yes	Yes	none	Yes	Definition and instructions added.
TYPE 5	Yes	Teacher Prep	Add Field	Adding field to collect teacher preparation programs.	Yes	Yes	none	Yes	Definition and instructions added.
TABLE 44	NO	TYPE 3 Column 150	Table change	Adding Teaching Full-Time Administrator and Medical School	Yes	Yes	Yes - Table 44.	none	none
MINGER REPORT	YES	Discontinued	Discontinued	Discontinued	YES	none	none	none	YES
TYPE G	No	Co-Requisite	Add Field	Adding a field to report students who have participated in co-requisite support.	Yes	Yes	none	Yes	See TYPE 2

## TABLE OF CONTENTS

	<b><u>PAGE</u></b>	
Institutional Research Contacts.....	7	
Data Collection Schedule (Table Format).....	9	
Data Collection Schedule (List Format).....	10	
Data Access Policy.....	11	
Data Quality Policy.....	21	
Data and Reporting Guidelines for 2011-15 Statewide Diversity Policy.....	24	
<b>Students</b>		
A. Enrollments		
Preliminary Enrollment.....	38	
Enrollment.....	39	
Reconciliation File.....	63	
End of Term Credit.....	64	
Grades Crosswalk.....	65	
Transfer File.....	71	
Entrance Exam File.....	75	
Student Financial Aid.....	81	
Licensure and Certifications.....	89	
B. Degrees		
Estimated Degrees and Other Formal Awards Conferred	92	
Degrees and Other Formal Awards Conferred	94	
Summer Degrees	103	
C. Minger Report		105
<b>Programs and Courses</b>		
A. Degree Program Inventory.....	108	
<b>Facilities</b>		
A. Building and Room Updates.....	110	
B. Land Holdings Updates.....	118	
B. Facilities Utilization.....	119	
<b>Faculty and Staff Information.....</b>	<b>124</b>	
<b>Finance</b>		
A. Higher Education Research and Development Survey (HERD).....	140	

## List of Tables

1	Institution FICE Codes (Independent).....	156
2	Ethnic Codes.....	157
3	Residency Status Codes.....	158
4-A	State Codes .....	159
4-B1	Foreign Countries and U.S. Territories Codes (Alphabetical by Country).....	160
4-B2	Foreign Countries and U.S. Territories Codes (Alphabetical by Code).....	169
5-A	Kentucky County Codes.....	178
5-B	Out-of-State County Codes for Reciprocity.....	179
6	Primary Distance Learning Mode of Delivery.....	185
7	Classification Codes.....	186
8	Campus Codes.....	187
9	Institution and State FICE Codes.....	191
10	Course Level Codes.....	200
11	Class Duration Codes.....	200
13-A	High School Codes (Alphabetical) .....	201
13-C	High School Codes (Closed) .....	204
15	Level of Degree and Declared Major and Program Prefix Codes.....	209
16-A	Classification of Instructional Programs (CIP) Codes.....	210
16-B	Undeclared and Nondegree Codes.....	211
17	Approved Degree Programs.....	212
18	Building Ownership Codes.....	214
20	Room Use Codes .....	215
21	Land Holdings Ownership Codes.....	216
25	Affiliated Corporations.....	217
26	Subject Codes for Developmental and Supplemental Courses.....	219
28	Regional Postsecondary Education Centers.....	220
29	Off-Campus Course Sites.....	221
30	Building Condition Codes (NCHEMS).....	269
35	General Education Courses.....	270
36	General Education Certifications.....	271
38	Space Assignment Categories.....	272
39	Placement Exam Codes .....	274
40	Off-Campus Site Type Codes.....	275
41	STEM+H Disciplines.....	276
42	STEM+H Programs .....	278
43	College Readiness Indicators.....	280
44	Faculty Title.....	281

**STATEWIDE DIRECTORY OF  
INSTITUTIONAL RESEARCH CONTACTS**

<b>Institution</b>	<b>Name</b>	<b>Title/Area of Responsibility</b>	<b>Telephone</b>	<b>Email</b>
<b>Council on Postsecondary Education</b>				
	David Mahan	Associate Vice President, Data and Advanced Analytics	502-892-3102	<a href="mailto:David.Mahan@ky.gov">David.Mahan@ky.gov</a>
	Travis Muncie	Director, Data and Advanced Analytics	502-892-3044	<a href="mailto:Travis.Muncie@ky.gov">Travis.Muncie@ky.gov</a>
	Bethanie Butler	Coordinator of Data Collection and Integrity, Data and Advanced Analytics	502-892-3016	<a href="mailto:Bethanie.Butler@ky.gov">Bethanie.Butler@ky.gov</a>
	Marcy Parker	Business Specialist	502-892-3050	<a href="mailto:Marcy.Parker@ky.gov">Marcy.Parker@ky.gov</a>
	Lee Nimocks	VP for planning, Policy and External Relations, Chief of Staff	502-892-3047	<a href="mailto:Lee.Nimocks@ky.gov">Lee.Nimocks@ky.gov</a>
<b>Eastern Kentucky University</b>				
	Chad Adkins	Associate Director, Institutional Effectiveness & Research	(859) 622-6682	<a href="mailto:Chad.Adkins@eku.edu">Chad.Adkins@eku.edu</a>
	Jeff Whitaker	Deputy Chief Information Officer	(859) 622-1738	<a href="mailto:Jeff.Whitaker@eku.edu">Jeff.Whitaker@eku.edu</a>
	Tanlee Wasson	AVP Institutional Effectiveness & Research	(859) 622-8663	<a href="mailto:Tanlee.wasson@eku.edu">Tanlee.wasson@eku.edu</a>
	Janet Johnson	IT Programmer/Analyst	(859) 622-2956	<a href="mailto:Janet.johnson@eku.edu">Janet.johnson@eku.edu</a>
	Siva Karasala	Programmer Analyst	(859) 622-8823	<a href="mailto:Sivakrishna.Karasala@eku.edu">Sivakrishna.Karasala@eku.edu</a>
	Abigail Horn	IT Programmer Analyst	859-622-1686	<a href="mailto:Abby.horn@eku.edu">Abby.horn@eku.edu</a>
<b>Kentucky Community &amp; Technical College System</b>				
	Alicia Crouch	Vice Chancellor, Research and Policy Analysis	(859) 256-3365	<a href="mailto:Alicia.Crouch@kctcs.edu">Alicia.Crouch@kctcs.edu</a>
	Kristen Taulbee	Data Warehouse Research Specialist	(859) 256-3357	<a href="mailto:kristen.taulbee@kctcs.edu">kristen.taulbee@kctcs.edu</a>
	Teddy Mays	Financial Aid Counselor	(270) 534-3252	<a href="mailto:teddy.mays@kctcs.edu">teddy.mays@kctcs.edu</a>
<b>Kentucky State University</b>				
	Yuliana Susanto	Director, Institutional Research & Effectiveness	(502) 597-7014	<a href="mailto:Yuliana.susanto@kysu.edu">Yuliana.susanto@kysu.edu</a>
<b>Morehead State University</b>				
	Jill Ratliff	Assistant Vice President Academic Affairs	(606) 783-2256	<a href="mailto:Ji.ratliff@moreheadstate.edu">Ji.ratliff@moreheadstate.edu</a>
	Courtney Andrews	Dir., Institutional Research	(606)783-9507	<a href="mailto:C.Andrews@moreheadstate.edu">C.Andrews@moreheadstate.edu</a>

**STATEWIDE DIRECTORY OF  
INSTITUTIONAL RESEARCH CONTACTS**

<b>Institution</b>	<b>Name</b>	<b>Title/Area of Responsibility</b>	<b>Telephone</b>	<b>Email</b>
<b>Murray State University</b>				
	Dr. Renee Fister	Interim Director	(270) 809-2491	<a href="mailto:kfister@murraystate.edu">kfister@murraystate.edu</a>
	Tracy Roberts	Registrar	(270) 809-3380	<a href="mailto:troberts@murraystate.edu">troberts@murraystate.edu</a>
	Evan O'Neal	Senior Data Analyst	(270) 809-3538	<a href="mailto:concal@murraystate.edu">concal@murraystate.edu</a>
<b>Northern Kentucky University</b>				
	Shawn Rainey	Executive Director, Planning and Institutional Research	(859) 572-1359	<a href="mailto:rainey1@nku.edu">rainey1@nku.edu</a>
	Cori Henderson	Associate Director	(859) 572-6534	<a href="mailto:hendersonc5@nku.edu">hendersonc5@nku.edu</a>
	Amy Ishmael	Assistant Director	(859) 572-5338	<a href="mailto:Ishmaela2@nku.edu">Ishmaela2@nku.edu</a>
<b>University of Kentucky</b>				
	Diane Skoll	Data Developer	(859) 257-2275	<a href="mailto:skolld@uky.edu">skolld@uky.edu</a>
	Todd Brann	Interim Director	(859) 218-0402	<a href="mailto:Todd.Branck@uky.edu">Todd.Branck@uky.edu</a>
	Mary Kathryn Starkey	Team Lead, Advanced Analytics	(859) 257-3935	<a href="mailto:marykathryn.starkey@uky.edu">marykathryn.starkey@uky.edu</a>
	Carol Yu	Business Analytics Developer	(859)-257-4110	<a href="mailto:carol.yu@uky.edu">carol.yu@uky.edu</a>
<b>University of Louisville</b>				
	Becky Patterson	Ex. Director, Office of Institutional Research and Planning	(502) 852-3385	<a href="mailto:becky.patterson@louisville.edu">becky.patterson@louisville.edu</a>
	Linda Lou	Senor Analyst	(502) 852-2790	<a href="mailto:linda.hou@louisville.edu">linda.hou@louisville.edu</a>
	Erika C. Ruffin	Senior Analyst	(502) 852-5423	<a href="mailto:Erika.ruffin@louisville.edu">Erika.ruffin@louisville.edu</a>
	Robert Goldstein	Vice University Provost	(502) 852-6169	<a href="mailto:robert.goldstein@louisville.edu">robert.goldstein@louisville.edu</a>
	Stephen Fry	Institutional Research Analyst II	(502) 852-7997	<a href="mailto:Stephen.fry@louisville.edu">Stephen.fry@louisville.edu</a>
<b>Western Kentucky University</b>				
	Tuesdi Helbig	Director, Institutional Research	(270) 745-3250	<a href="mailto:Tuesdi.Helbig@wku.edu">Tuesdi.Helbig@wku.edu</a>
	Irfan Mansur	Database Analyst	(270) 745-3451	<a href="mailto:irfan.mansur@wku.edu">irfan.mansur@wku.edu</a>



<p style="text-align: center;"><b><u>August 2019</u></b></p> <p>1 Degrees (2018-19 Guidelines)  15 Summer Enrollment  15 Tuition Waiver for Foster and Adopted Children (2018-19 Guidelines)  15 Reconciliation File  31 End-of-Term Credit – Spring (2018-19 Guidelines)</p>	<p style="text-align: center;"><b><u>September 2019</u></b></p> <p>5 IPEDS Fall Data Collection Opens  15 Preliminary Enrollment</p>	<p style="text-align: center;"><b><u>October 2019</u></b></p> <p>1 Licensure and Cert. Exams Report  15 Summer Degrees – IPEDS GRS  17 IPEDS Fall Data Collection Closes</p>
<p style="text-align: center;"><b><u>November 2019</u></b></p> <p>1 Reconciliation File  1 Finance-Internal Operating Budget  1 Finance – FD1B, FD2B, FD10  1 Finance – Appropriation Budgeted to Mandatory Programs  1 Audited Financial Statement  1 HB 622 Compliance Report  1 Finance – FD1A, FD2A, FD-19, FD-20, FD-21, FD-22, FD-23, FD-24  1 Fall Enrollment  15 Facilities Building/Room Record  15 Land Holdings  15 Student Financial Aid  30 End-of-Term Credit - Summer</p>	<p style="text-align: center;"><b><u>December 2019</u></b></p> <p>12 IPEDS Winter Data Collection Opens  12 IPEDS Spring Data Collection Opens  15 Facilities Utilization</p>	<p style="text-align: center;"><b><u>January 2020</u></b></p>
<p style="text-align: center;"><b><u>February 2020</u></b></p> <p>13 IPEDS Winter Data Collection Closes  10 CUPA Administrative Salaries  10 CUPA, Oklahoma State Faculty Salaries  20 Preliminary Enrollment</p>	<p style="text-align: center;"><b><u>March 2020</u></b></p> <p>1 Higher Education Research and Development Survey (HERD)  30 Spring Enrollment  30 End-of-Term Credit – Fall  30 Reconciliation File</p>	<p style="text-align: center;"><b><u>April 2020</u></b></p> <p>10 IPEDS Spring Data Collection Closes for Keyholders</p>
<p style="text-align: center;"><b><u>May 2020</u></b></p> <p>7 Estimated Degrees Conferred</p>	<p style="text-align: center;"><b><u>June 2020</u></b></p>	<p style="text-align: center;"><b><u>July 2020</u></b></p> <p>1 Transfer File  1 Entrance Exam File</p>
<p style="text-align: center;"><b><u>August 2020</u></b></p> <p>1 Degrees (2019-2020)  31 End-of-Term Credit – Spring (2019-2020)</p>		

**DATA COLLECTIONS SCHEDULE (LIST FORMAT)  
SUMMER/FALL/SPRING**

<b>ACTIVITY</b>	<b>OPEN DATE</b>	<b>DUE DATE</b>	<b>CPE STAFF</b>
<b><u>August 2019</u></b>			
Degrees (2018-19 Guidelines)	July 18, 2019	August 1, 2019	Bethanie Butler
Summer Enrollment	July 15, 2019	August 15, 2019	Bethanie Butler
Tuition Waiver for Foster and Adopted Children	August 1, 2019	August 15, 2019	Bethanie Butler
Reconciliation File		August 15, 2019	Bethanie Butler
End-of-Term Credit – Spring (2018-19 Guidelines)	August 15, 2019	August 31, 2019	Bethanie Butler
<b><u>September 2019</u></b>			
IPEDS Fall Data Collection Opens	-	September 4, 2019	Bethanie Butler
Preliminary Enrollment	-	September 15, 2019	Bethanie Butler
<b><u>October 2019</u></b>			
Licensure and Certification Exams Report	September 16, 2019	October 1, 2019	Bethanie Butler
Summer Degrees – IPEDS GRS	October 1, 2019	October 15, 2019	Bethanie Butler
IPEDS Fall Data Collection Closes for Keyholders	-	October 16, 2019	Bethanie Butler
<b><u>November 2019</u></b>			
Reconciliation File	-	November 1, 2019	Bethanie Butler
Finance Internal Operating Budget	October 18, 2019	November 1, 2019	Shaun McKiernan
Finance – FD1B, FD2B, FD10	October 18, 2019	November 1, 2019	Shaun McKiernan
Finance – Appropriation Budgeted to Mandatory Programs	October 18, 2019	November 1, 2019	Shaun McKiernan
Audited Financial Statement	October 18, 2019	November 1, 2019	Shaun McKiernan
HB 622 Compliance Report	October 18, 2019	November 1, 2019	Shaun McKiernan
Finance – FD1A, FD2A, FD19, FD20, FD21, FD22, FD23, FD24	October 18, 2019	November 1, 2019	Shaun McKiernan
Fall Enrollment	October 3, 2019	November 1, 2019	Bethanie Butler
Facilities Building	November 1, 2019	November 15, 2019	Bethanie Butler
Facilities Room Record	November 1, 2019	November 15, 2019	Bethanie Butler
Land Holdings	November 1, 2019	November 15, 2019	Bethanie Butler
Student Financial Aid	November 1, 2019	November 15, 2019	Bethanie Butler
End-of-Term Credit – Summer	November 15, 2019	November 30, 2019	Bethanie Butler
<b><u>December 2019</u></b>			
IPEDS Winter Data Collection Opens	-	December 11, 2019	Bethanie Butler
IPEDS Spring Data Collection Opens	-	December 11, 2019	Bethanie Butler
Facilities Utilization	December 1, 2019	December 15, 2019	Bethanie Butler
<b><u>January 2020</u></b>			
CUPA, Oklahoma State Faculty Salaries	December 15, 2019	February 10, 2020	Bethanie Butler
CUPA Administrative Salaries	December 15, 2019	February 10, 2020	Bethanie Butler
<b><u>February 2020</u></b>			
IPEDS Winter Data Collection Closes	-	February 12, 2019	Bethanie Butler
Preliminary Enrollment	-	February 20, 2019	Bethanie Butler
<b><u>March 2020</u></b>			
Higher Education Research and Development Survey (HERD)	February 15, 2020	March 1, 2020	Bethanie Butler
Spring Enrollment	March 2, 2020	March 30, 2020	Bethanie Butler
Reconciliation File		March 30, 2020	Bethanie Butler
End-of-Term Credit – Fall	March 15, 2020	March 30, 2020	Bethanie Butler
<b><u>April 2020</u></b>			
IPEDS Spring Data Collection Closes	-	April 8, 2020	Bethanie Butler
<b><u>May 2020</u></b>			
Estimated Degrees Conferred	April 24, 2020	May 7, 2020	Bethanie Butler
<b><u>July 2020</u></b>			
Transfer File	June 16, 2020	July 1, 2020	Bethanie Butler
Entrance Exam	June 16, 2020	July 1, 2020	Bethanie Butler
<b><u>August 2020</u></b>			
Degrees (2019 – 2020)	July 18, 2020	August 1, 2020	Bethanie Butler
End-of-Term Credit – Spring (2019-2020)	July 18, 2020	August 31, 2020	Bethanie Butler

# KENTUCKY COUNCIL ON POSTSECONDARY EDUCATION (CPE)

## Data Access and Security Policy

### I. POLICY STATEMENT

The Kentucky Council on Postsecondary Education (CPE) collects and maintains data containing confidential personal information, including student education records, in accordance with federal and state laws and regulations. Data is utilized for federal and state reporting, funding calculations, and research. CPE does not permit access to, or the disclosure of, confidential personal information, student education records, or personally identifiable information contained therein except for purposes authorized under the Family Educational Rights and Privacy Act (FERPA) or other applicable law.

CPE also may maintain or gain access to other confidential data to which this policy will apply along with any contractual or legal requirements mandated as a result of having such access.

### II. PURPOSE

This policy establishes the procedures and protocols for collecting, maintaining, protecting, disclosing, and disposing of confidential data records, including data collections containing personally identifiable information about students and personnel. It is intended to be consistent with the disclosure provisions of the Family Educational Rights and Privacy Act (FERPA), 20 U.S.C. 1232g and KRS 164.283.

### III. SCOPE OF POLICY

These policies and procedures apply to all employees and contractors of CPE and are applicable to other entities requesting access to confidential, sensitive, or restricted information.

Related policies, laws, operating procedures, and other documents that contain directives applying to agency, confidential, sensitive, and restricted enterprise information include:

- Family Educational Rights and Privacy Act (FERPA) 34 CFR, Part 99 located at <http://www.ed.gov/policy/gen/guid/fpco/ferpa/index.html>.
- KRS 164.283.
- Memorandum of Understanding(s) between CPE and outside agencies or entities.

#### IV. DEFINITIONS

- A. Authorized Representative refers to any entity or individual designated by a state or local educational authority to conduct any audit or evaluation, or any compliance or enforcement activity, in connection with federal legal requirements that relate to these programs (FERPA 34 C.F.R. § 99.3).
- B. Confidentiality refers to how personally identifiable information collected is protected and when an individual's consent is required to disclose.
- C. Data Collection includes any collection of educational records, which may include data collected in an enterprise-level system (e.g., Student Information System) or through alternate collection means.
- D. De-identification is a process that renders data safe to utilize and share by removing or obscuring all identifying fields such as name or identification numbers, thus making it very difficult to identify an individual based on a combination of variables. CPE will employ a set of data de-identification rules.
- E. Disclosure or Disclose means to permit access to or the release, transfer, or other communication of personally identifiable information contained in education records by any means, including oral, written, or electronic means (internally or externally).
- F. Education Record describes any information or data recorded in any medium—including but not limited to handwriting, print, or system—which contains information directly related to a student, school, or district (including personnel records) and which are maintained by an educational agency or institution or a person acting for such agency or institution. See 20 U.S.C. 1232g(a)(4)(A); 34 C.F.R. 99.3.
- G. Family Educational Rights and Privacy Act of 1974 (FERPA) is a federal law designed to protect the privacy of student education records and to allow students, their parents, and/or legal guardians access to the student's educational record.
- H. Kentucky Adult Education Reporting System (KAERS) is the authoritative reporting system and database at CPE for student-level information collected from adult education providers located in each county of the state and approved by Kentucky Adult Education (KYAE).
- I. Kentucky Longitudinal Data System is a shared data system created pursuant to KRS 151B.132 and managed by the Kentucky Center for Education and Workforce Statistics (KCEWS) with data provided by the Kentucky Department of Education (KDE), the Council on Postsecondary Education (CPE), the Education Professional Standards Board (EPSB), the Kentucky Higher Education Assistance Authority (KHEAA), and the Kentucky Education and Workforce Development Cabinet. This system links data from early childhood, K-12, postsecondary, the workforce and other sources to allow

stakeholders to develop a broader understanding of the implications programs and policies have on our state.

- J. Kentucky Postsecondary Education Data System (KPEDS) is the authoritative reporting system and database at CPE for student-level information collected from Kentucky colleges and universities.
- K. Linkage consists of the ability to combine educational records through use of common identifiers for the purpose of research or re-identification.
- L. Memorandum of Understanding (MOU) refers to the data disclosure and confidentiality agreement between CPE and the entity requesting data.
- M. Personally Identifiable Information (PII) includes the name and address of the student and the student's family; a personal identifier, such as the student's Social Security Number, student number, or biometric record; other indirect information, such as the student's date and place of birth and mother's maiden name; other information that, alone or in combination, is linked or linkable to a specific student that would allow a reasonable person in the school community, who does not have personal knowledge of relevant circumstances, to identify a student with reasonable certainty; and information based on a targeted request.
- N. Privacy defines the right of individuals to have their personal information adequately protected to avoid the potential for harm, embarrassment, inconvenience, and/or unfairness.
- O. Re-disclosure describes the sharing or use of data collection beyond the original, approved, intent.
- P. Security means technical procedures that are implemented to ensure that records are not lost, stolen, vandalized, illegally accessed, or improperly disclosed.
- Q. Student Identification (SID) Number is a unique number assigned by the Student Information System to track student and education records. It does not contain any series of numbers matching a Social Security number.
- R. Student refers any person who is or has attended a public or accredited non-public school and for whom an educational agency or institution maintains education records. See 34 C.F.R. 99.3.
- S. Suppression denotes withholding information from publication. Some information is withheld from publication to protect small counts that could lead to a disclosure. Other information is withheld from publication in a table to prevent the calculation of the data based on small counts from the published information; this is known as complementary suppression.

T. Vendor-Partner includes any CPE contract holders with access to education records.

## V. INFORMATION COLLECTED AND MAINTAINED

CPE collects, through enterprise data systems and other collection methods, records from postsecondary institutions and other education entities, including but not limited to:

- A. Personally Identifiable Information that identify each student. These data may include name, identification number, address, race/ethnicity, gender, date of birth, place of birth, social security number, and eligibility status for federal and state student aid programs (i.e., Pell Grant, KEES, etc.);
- B. Participatory data including attendance, student progress, degree completion, school attended, academic work completed, grade point average, entrance assessments, and date of graduation.
- C. Employment data from postsecondary institutions.
- D. Financial data from postsecondary institutions in the way of budgets and expenditures (annual submission).

Records may be maintained in one or more data systems. All systems and collections shall be subject to this policy. A detailed description of the data collected can be found in [CPE's Data Reporting Guidelines](#) and the [KAERS Data Manual for Kentucky](#).

## VI. MEASURES TO MAINTAIN SECURITY OF CONFIDENTIAL DATA

CPE shall utilize various procedures and measures to ensure the security of confidential records. These procedures include assignment of a unique identifier to each student or employee, a system of restricted access to data, and statistical cut-off procedures.

- A. A unique Student Identification number (SID) is assigned to each Kentucky student. The student ID is computer-generated and contains no embedded meaning. The student locator tool in both the KPEDS and KAERS systems assigns a unique SID.
- B. Security protocols limit who has access to the data and for what purposes.
- C. Statistical cut-off procedures (suppression rules) are utilized to prevent student identification in aggregate-level reports.
- D. All CPE employees, contractors, and vendor-partners must abide by FERPA requirements and this Data Access and Security Policy.

- E. CPE shall maintain a current listing of agency personnel who have access to personally identifiable student information through authentication and internal links.
- F. Confidential or identifiable student-level data shall be communicated or transferred electronically to external entities through a secure site. Student-level data should be password protected prior to any exchange through e-mail or alternative transfer method. The password should not be included in the e-mail with the student-level data; it must be provided through a separate communication.
- G. De-identification rules as established within this policy must be followed to ensure confidentiality of data shared for research purposes.
- H. All CPE employees and contractors must receive and acknowledge CPE's adopted Internet and Electronic Mail Acceptable Use Policy (CIO-060).
- I. Other safeguards -- All agency employees, agents of CPE, researchers, and other entities with direct access to confidential student information are responsible for protecting the data via the following procedures:
  - Prevent disclosure of data by protecting visibility of reports and computer monitors when displaying and working with confidential information.
  - Workstations must be locked or shut down when left unattended for any amount of time.
  - Data must be stored in a secure location. Electronic files should be password protected and/or stored in a location only accessible by the authorized entity. Confidential information will not be faxed.
  - When no longer needed, paper reports must be shredded and electronic files must be destroyed.
  - Reports, CDs, and/or any other media containing confidential information must be stamped or otherwise marked as confidential prior to being released outside the agency. The envelope containing the information also must indicate that the contents are confidential.

## **VII. SECURITY INCIDENT NOTIFICATION**

Users suspecting an unauthorized disclosure of personally identifiable or confidential information shall immediately notify CPE Technical Support at [cpetech.support@ky.gov](mailto:cpetech.support@ky.gov) and cooperate with CPE Technical Support staff as part of any necessary investigation. CPE shall comply with the security breach and investigation procedures outlined in KRS 61.931 to 61.934 and [CIO-090](#).

## **VIII. DE-IDENTIFICATION OF DATA**

De-identification involves the removal of personally identifying information in order to protect personal privacy. With the exception of disclosure of education records for audits and evaluations and studies as defined by FERPA, data is provided in a de-identified or

aggregate form. Social Security numbers, names, date of birth, or other identifiable data are excluded. The State Student Identification (SSID) Number can be provided to allow for matching of data records or re-identification but must be excluded from any publically produced reports.

## **XI. SUPPRESSION RULES**

According to FERPA, confidential personally identifiable information includes “information that, alone or in combination, is linked to a specific student that would allow a reasonable person in the school community who does not have personal knowledge of the relevant circumstances to identify the student with reasonable certainty.” Consequently, it is CPE’s policy that public reports containing aggregate student data must suppress results for small groups of students when associated with characteristics that would make it possible to identify a student. This policy applies to public reports whenever an identified group contains fewer than 10 students. Suppression of data in the form of percentages shall occur when the percentages are 0 or 100 for any student demographic categories. Exceptions may be made on a case-by-case basis when reporting of groups fewer than 10 will not result in the disclosure of personally identifiable information.

When an identified group is smaller than these thresholds, the report must display a placeholder (for example, -, \*, NA) with a disclaimer explaining what the placeholder means. Internal and external report authors also should be aware of small group suppression rules. Report authors are responsible for ensuring that CPE’s suppression policy is applied appropriately to any reports created.

## **X. DATA ACCESS**

This section describes the conditions under which CPE will release confidential information. Confidentiality refers to a person's obligation not to disclose or transmit information to unauthorized parties. The requesting entity or individual must sign and have an approved CPE Memorandum of Understanding (MOU) as appropriate before any data will be released. Authorization must be evaluated annually to ensure access to the data is still required. Use of data is only for purposes as defined in the signed MOU.

The entities to which information may be released and the conditions of the release are listed for each entity below:

- 1) **CPE Staff** –All CPE staff must sign Non-Disclosure agreements at the time of employment. CPE staff members who have a need to access confidential information are permitted access through system access protocols established and maintained by CPE system administrators. Supervisors must indicate that the staff person needs access to this information in the performance of his or her assigned duties and responsibilities. Supervisors will ensure that the appropriate safeguards are instituted to protect the confidentiality of student information and that the staff person has received appropriate training. CPE staff may not access agency information for personal purposes (for example, research for a dissertation).



Employees must maintain the confidentiality of all education records. Data will be destroyed in accordance with the state's record retention policy.

- 2) **KYAE Provider Staff** – Staff members of approved adult education providers may request access to data in KAERS by signing and agreeing to the [KAERS Employee Confidentiality/Security Contract](#). Staff members who have a need to access confidential information are permitted access through system access protocols established and maintained by CPE system administrators. Supervisors must indicate that the staff person needs access to this information in the performance of his or her assigned duties and responsibilities. Supervisors will ensure that the appropriate safeguards are instituted to protect the confidentiality of student information and that the staff person has received appropriate training. Staff may not access agency information for personal purposes (for example, research for a dissertation). Staff must maintain the confidentiality of all education records. Data will be destroyed in accordance with the state's record retention policy.
- 3) **Public** - CPE may disclose, without student consent, student information in aggregate form that is not easily traceable to a student. Public access is limited to aggregate level reports. Suppression rules set forth in this policy are adhered to for all public reporting. Certain non-confidential Tier 1 and Tier 2 data are available to anyone through the CPE Data Portal website at <http://cpe.ky.gov/info/>.
- 4) **Parents and Students** shall be directed to the respective institution in order to obtain related records.
- 5) **Research** - CPE may disclose confidential, personally identifiable information of students to individuals and/or organizations for research and analysis purposes to improve instruction; develop, validate, or administer predictive tests; or improve instruction. Such disclosures also may be made to authorized representatives conducting audits or evaluations of education programs. Disclosures are authorized under the FERPA Studies or Audit/Evaluation Exceptions. Any such disclosure shall be made only if (1) the conditions in FERPA regulation 34 CFR 99.31(a)(6) or 99.35 are met; (2) the request for data sharing is approved by CPE with a signed Memorandum of Understanding (MOU) to ensure compliance with FERPA regulations and CPE policies; (3) requester agrees to return or destroy education records upon completion of research use; (4) researcher understands associated penalties for violation of data privacy, use, or re-disclosure.
- 6) **Kentucky Longitudinal Data System** - personally identifiable data is provided to the Kentucky Longitudinal Data System per agreement between agencies and in accordance with KRS 151B.132.

## **XI. TRAINING NEEDS**

All CPE staff shall be made aware of the Data Access and Security Policy and will receive subsequent information through newsletter articles, e-mail messages, and/or training classes.

## **XII. RESPONSIBILITY FOR DATA REQUESTS**

The CPE Director of Data and Information is primarily responsible for processing all data requests. Requests for Tier 1 and Tier 2 data will be filled if the information requested has already been published or collected and can easily be put into a distribution format that protects confidential information.

Request for Tier 3 data will be considered if the request is consistent with the statutory duties, responsibilities and mission of CPE.

## **XIII. RECORD OF ACCESS**

In compliance with FERPA guidelines, CPE shall maintain a record indicating the name of any individual or organization external to CPE that requests and is allowed access to educational records. The record of access shall indicate the interest such person or organization had in obtaining the information, as well as the date the requested data were disclosed. See 20 U.S.C. 1232g (b) (4); 20 U.S.C. 1232g (j) (4).

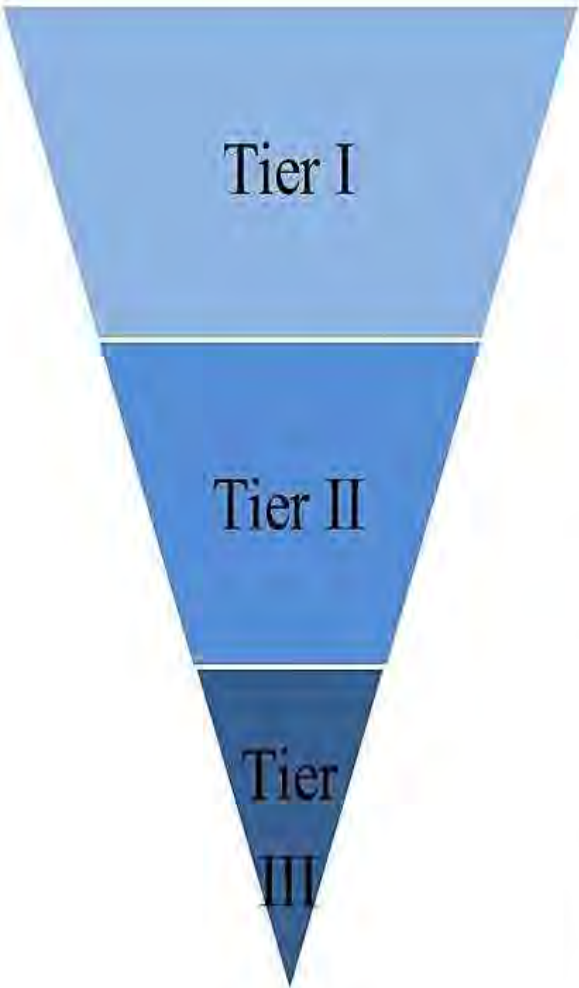
## **XIV. DESTRUCTION OF DATA**

Any entity receiving personally identifiable information must destroy such information when it is no longer needed for the purpose specified in the request for disclosure. The manner of destruction shall protect the confidentiality of the information and must be done at the conclusion of the intended purpose.

## **XV. PENALTIES FOR VIOLATION OF DATA USE**

Enforcement penalties for violation of data privacy security, unauthorized disclosure, or re-disclosure may include loss or denial of access to confidential information, revocation of network access privileges, and any other penalties as prescribed by federal or state law, including a fine not less than \$25, nor more than \$100, and/or imprisonment for up to 30 days for convictions of deliberate disclosures of confidential student academic records per KRS 164.991.

# Data Tiers Defined



**Non-Confidential Data:**  
Data publically available. Counts are reportable down to one according to CPE policy.

**Suppressed Data:**  
Data publically available. Counts less than 10 are suppressed according to CPE Data Access Policy

**Unsuppressed Data:**  
Data only available with an approved data request proposal or MOU/nondisclosure agreement. Counts less than 10 are included. Must be use for the purpose of Audit, Evaluation and Studies.

<b>DATA TIERS FOR EXTERNAL RELEASE OF DATA</b> <b>CPE Student Records Confidentiality</b> <b>Examples of Data Request</b> ** These are examples and not meant to be all-inclusive.		Suppressed	Unsuppressed	Aggregate	Approved Research Proposal Required
<b>Tier I</b>	Aggregate-level counts by institution or region without identifiable attributes such as gender, race or other characteristics, such as:		X	X	
	• Enrollment by institution and sector		X	X	
	• Transfer Rates by Institution		X	X	
	• Accountability Report Metrics (Statewide and Institutional)		X		
<b>Tier II</b>	Tier I Data with additional break-out by gender, ethnicity, or other attribute that could lead to identification:	X		X	
	• College Readiness Metrics	X		X	
	• Student Success Metrics including retention and progression metrics	X		X	
	• Internal and External Data Requests	X		X	
	• CPE Research Reports and Policy Briefs	X		X	
<b>Tier III</b>	Tier I or II Student-Level detail with personally identifiable characteristics for purposes of research or program accountability that is not de-identified or suppressed				X
	• Academic Data Sharing Agreements and MOUs				X
	• Research Reports and Briefs with P-20 Partners				X

## **Council on Postsecondary Education Data Quality Policy**

### **Section 1: Purpose**

This policy establishes the principles and practices related to the quality of data collected by Kentucky's public postsecondary education institutions and submitted to the Kentucky Council on Postsecondary Education's (CPE) comprehensive database system.

This policy is to ensure that all public institutions have adequate policies and processes in place to ensure data quality on their own campuses and to implement a process whereby the Council staff or a designated third party will authenticate the accuracy of the data institutions have submitted to the Council.

### **Section 2: Statutory Authority**

KRS 164.020, KRS 164.095, and KRS 164.283

### **Section 3: Background**

The CPE maintains and manages a unit record database, called the comprehensive database (CDB), containing postsecondary education institutional data used by the CPE for state and federal reporting, policy analysis, and decision-making. These data are used to support the improvement of postsecondary education within the Commonwealth by providing the basis for measures of effectiveness and efficiency. These data are also used in funding calculations for the public institutions. The data collected are part of a comprehensive accountability system that the CPE is required to develop and maintain by KRS 164.020 and KRS 164.095.

Institutions of postsecondary education have the primary responsibility for the accuracy and completeness of the data in their information systems and databases. As institutions are held to high standards by students, faculty, and other constituencies, it is expected that they devote significant attention and resources to the effectiveness of these systems and the quality of their data. Council staff members are available to facilitate the sharing of information and best practices among the institutions to assist them as they strive to improve the quality of data they collect and utilize.

A significant amount of data is collected by the institutions and submitted to the Council. There are hundreds of data elements each with their own unique definitions. There is a need to ensure that all institutions uniformly understand the definitions and parameters for the data being collected. As information is often presented side-by-side for each institution, ultimately it is used for comparison purposes by many different audiences. There is a need to ensure that this

information is comparable from institution to institution. This process will provide support to the institutions to ensure the data that they submit are based on the same interpretations.

#### **Section 4: Definitions**

1. "Accurate" means that the data in electronic systems should match data received from an original source, such as a student's application or transcript from another institution.
2. "*Comprehensive Database Reporting Guidelines*" is the document produced annually by Council staff that lists all database definitions, formats, and collection schedules used by the Council.
3. "Critical Data Elements" include elements of particular importance due to their policy significance. These Critical Data Elements and the best methods and sources for evaluating their accuracy are discussed annually at the Comprehensive Database Committee meeting. The list will be included in the *Comprehensive Database Reporting Guidelines* beginning in 2008.

#### **Section 5: Policy**

##### **A. General**

1. This policy shall apply to all data submitted to the CPE from the public institutions, whether in electronic, paper, or other formats.
2. The CPE is authorized by KRS 164.020(6) and (26) and KRS 164.095 to perform research on postsecondary education, to maintain an accountability system, and to evaluate the performance of institutions in regard to the goals of the *Kentucky Postsecondary Education Improvement Act of 1997* and the Public Agenda. As such, there is an expectation that the data submitted to the Council shall be accurate.
3. The CPE *Comprehensive Database Reporting Guidelines* includes the official definitions for data that are submitted by the institutions to the Council.
4. Five years after implementation, the Council will reevaluate this policy.

##### **B. Institutional Policies and Processes**

1. Public institutions must certify that they have practices in place to ensure the quality of their data and that they follow CPE guidelines. The CPE encourages institutions to develop official data quality policies addressing data submitted to the comprehensive database. Each institution should submit a copy of their data quality policy, if they have one, and a report describing their data quality practices to the Council by May 1, 2008. When institutions make changes to these policies or practices, updated copies should be submitted to the Council. KCTCS will submit these for their colleges. The reports should include the following types of provisions:

A description of the processes that are in place to ensure accurate collection and entry of data by the institution.

. A description of the institution's process for checking data quality where staff or designated third parties compare data in the institutional databases to the original records (either paper or electronic) received from its students or other sources to ensure it was entered into its electronic systems accurately. These processes should include checking each of the critical data elements identified in the *Comprehensive Database Reporting Guidelines* from a random sample of at least 100 records for data that had been submitted to the Council within the previous year.

. A schedule for how frequently data quality checks will be made by the institution or designated third parties.

. A description of how the results of the data quality checks will be utilized by the institution to improve data quality.

. 2. Each institution will submit a data quality report to the Council staff by May 1<sup>st</sup> of each odd numbered year. This report should contain the following information:

. A list of the data fields checked, the process employed, and the findings.

. A description of any institutional policies and processes that will be changed to improve data quality for any items where inconsistencies were discovered.

. KCTCS shall submit reports for each of their colleges.

### **C. On-Site Data Quality Checks**

1. Council staff or a designated third party may conduct an on-site data quality check at each of the public institutions and KCTCS colleges at least once every five years. The purpose of the on-site visits will be to develop a better understanding of the quality of data that are submitted to the Council and to discuss data collection strategies to improve the consistency of data submitted from the institutions. It will also serve to provide support for campus staff so they may better understand how to classify and categorize data that are submitted to the Council.
2. Data submitted to the Council's comprehensive database within the previous academic year is subject to review and verification against the original records at the institution.
3. On-site data quality checks will be limited to reviewing critical data elements from 100 records. The list of records to be reviewed will be identified by the Council staff.
4. The first on-site data quality checks will occur in 2009.
5. At the end of the on-site visit, the team will meet with the institution's president and other pertinent staff for an exit interview. Following the on-site visit, Council staff will develop a written report of their findings and submit a copy to the president of the appropriate institution. These reports will also be presented to the Council.
6. If inaccurate data are found during the on-site data quality check, the Council reserves the right to revisit that institution for one or more follow-up on-site data quality checks.



# Diversity, Equity and Inclusion

---

## Kentucky Public Postsecondary Education Policy for Diversity, Equity and Inclusion

Unit/Department: Academic Affairs  
Effective Date: 9/23/2016

CPE Contact  
Travis Powell, General Counsel  
Email: [travisa.powell@ky.gov](mailto:travisa.powell@ky.gov)





# Diversity, Equity and Inclusion

---

## Kentucky Public Postsecondary Education Policy for Diversity, Equity and Inclusion

Unit/Department: Academic Affairs  
Effective Date: 9/23/2016

CPE Contact  
Travis Powell, General Counsel  
Email: [travisa.powell@ky.gov](mailto:travisa.powell@ky.gov)

# Kentucky Public Postsecondary Education Policy for Diversity, Equity, and Inclusion

Adopted by CPE: 9/23/2016

## **Background:**

The Council on Postsecondary Education (CPE), as currently constituted and through its prior iterations, has a rich history of promoting diversity and inclusion at Kentucky's public postsecondary institutions. In 1982, the Council on Higher Education (CHE) developed *The Commonwealth of Kentucky Higher Education Desegregation Plan* in response to a U.S. Department of Education's Office for Civil Rights (OCR) finding that "the Commonwealth of Kentucky, in violation of Title VI of the Civil Rights Act of 1964, has failed to eliminate the vestiges of its former de jure racially dual system of public higher education."

For the next 25 plus years, CHE and CPE focused the Desegregation Plan and its subsequent revisions on increasing the enrollment and success of African-American students, increasing the number of African-American employees on campus, and enhancing Kentucky State University, with later versions also focusing on improving campus climate. To provide oversight on plan implementation and ensure that diversity initiatives were a priority on Kentucky's public college and university campuses, the CPE created the Committee on Equal Opportunities (CEO).

In December of 2008, the OCR released Kentucky from the remedial planning process, but CPE sought to continue its diversity efforts and initiatives. CPE has a statutorily mandated responsibility in the area of diversity and equal opportunities through KRS 164.020(19) which requires that CPE postpone the approval of any new academic program at a state postsecondary educational institution if the institution has not met the equal educational opportunity goals established by CPE. As such, the CPE directed the CEO, in collaboration with the public institutions, to develop a process that would help to ensure that the significant progress made in promoting diversity was preserved and further enhanced throughout public postsecondary education.

In order to continue to meet its statutory obligation and further its commitment to diversity and inclusion, the CEO and CPE revised its administrative regulation 13 KAR 2:060, which sets forth the new academic degree program approval process and institutional equal opportunity goals. Incorporated by reference into that regulation was the first Kentucky Public Postsecondary Education Diversity Policy and Framework for Institution Diversity Plan Development, adopted by the CEO and CPE in August and September of 2010, respectively. Under this policy, CPE set forth a very broad definition of diversity, and institutions were required to create diversity plans that addressed, at a minimum, four areas: (1) student body diversity that mirrors the diversity of the Commonwealth or the institution's service area, (2) the closing of achievement gaps, (3) workforce diversity, and (4) campus climate. The duration of the policy was five (5) years with review commencing during the fifth year.

In this new iteration of the Policy, CPE seeks to build on the strong foundation cultivated over the past 30 years and further integrate the new degree program approval process and the statewide diversity policy into one seamless framework, upon which equal educational opportunity goals can be set; strategies to obtain those goals can be developed, adopted, and implemented; and institutional progress can be evaluated. In addition, CPE continues to affirm diversity as a core value in its statewide strategic planning process. As such, this Policy and CPE's Strategic Agenda are completely aligned, with common metrics, strategies, and appropriate references and acknowledgments.

### **Policy for Diversity, Equity, and Inclusion:**

This statewide policy is grounded on the premise that to truly prepare students for life and work in an increasingly diverse society, the public postsecondary institutions within the Commonwealth shall develop a plan to embrace diversity and equity within constitutional and legal parameters, commit to improving academic achievement for all students, create an inclusive campus environment, and produce culturally competent graduates for the workforce.

### **Definitions<sup>1</sup>:**

Culture – A distinctive pattern of beliefs and values that develop among a group of people who share the same social heritage and traditions.

Cultural Competence - An ability to interact effectively with people of different cultures. A culturally competent individual:

- Has an awareness of one's own cultural worldview;
- Possesses knowledge of different cultural practices and worldviews; and
- Possesses cross-cultural skills to better interact with those from other cultures.

Diversity - People with varied human characteristics, ideas, world views, and backgrounds. Diversity in concept expects the creation by institutions of a safe, supportive, and nurturing environment that honors and respects those differences.

Equity - The creation of opportunities for historically underrepresented populations to have equal access to and participate in educational programs.

Fidelity – Faithfulness in implementing programs or strategies as they were designed. Evidence of fidelity may include, but would not be limited to, the following:

- Dedicated staff (i.e., the number of staff, their level of expertise, and the amount of professional development, mentoring, and coaching provided to staff responsible for implementation).
- Specific examples of student or staff participation.
- Data collected on strategy inputs and outputs.

---

<sup>1</sup> Definitions were developed from AAC&U's "Making Excellence Inclusive" project, "Diversity and the College Experience" by Thompson and Cuseo (2009), and prior CPE documents.

- Participation rate of students.
- Dedicated funding.
- Development of implementation timetables and milestones achieved.
- Narrative descriptions of the implementation process.

Inclusion - The active, intentional, and ongoing engagement with diversity—in the curriculum, in the co-curriculum, and in communities (intellectual, social, cultural, geographic) with which individuals might connect—in ways that increase awareness, content knowledge, cognitive sophistication, and empathic understanding of the complex ways individuals interact within systems and institutions.

Low-Income – Pell recipients at entry or during specific semesters (varies depending on the specific metric)

Underrepresented Minority (URM) – Students who categorized themselves as a) Hispanic or Latino, b) American Indian or Alaska Native, c) Black or African American, d) Native Hawaiian or Other Pacific Islander, or e) Two or more Races.

### **Vision and Guiding Principles:**

The vision of the CPE is for all public postsecondary institutions to implement strategies, programs, and services that fulfill the educational objectives set forth in *The Postsecondary Education Improvement Act* (HB 1, 1997 Special Session), and address the needs of and support the success of all students, particularly those most affected by institutional and systemic inequity and exclusion. The following principles shape the priorities that guide decisions about the Commonwealth’s promotion of diversity, equity, and inclusion:

- The recognition of diversity as a vital component of the state’s educational and economic development.
- An affirmation of the long-standing commitment to the enrollment and success of Kentucky’s African- American students at public colleges and universities.
- The challenging of stereotypes and the promotion of awareness and inclusion.
- Support for community engagement, civic responsibility, and service that advance diverse and underserved populations/groups.
- Increased success for all students, particularly those from historically disadvantaged backgrounds who have exhibited a lower rate of retention, persistence, and graduation than the total student population.
- The nurturing, training, and production of students with the ability to interact effectively with people of different cultures (i.e., cultural competence.<sup>2</sup>)
- The preparation of a workforce that is diverse, culturally competent, and highly educated to compete in a global economy.
- The creation of an inclusive environment on our campuses.

---

<sup>2</sup> K. Bikson & S.A. Law, Rand Report on Global Preparedness and Human Resources: College and Corporate Perspective, (1994).

## **Focus Areas:**

In congruence with CPE's Strategic Agenda, this Policy identifies three (3) focus areas with the identical headings: (1) Opportunity, (2) Success, and (3) Impact. These are further described below with goals and strategies for each.

### "Opportunity" - Recruitment and Enrollment of Diverse Students

Maintaining a diverse student body is an essential contribution to the educational experience of Kentucky's postsecondary students. Public postsecondary institutions in Kentucky have a responsibility to provide residents with the opportunity to receive a rich and fulfilling educational experience that cannot be fully obtained without exposure to the different perspectives and cultures of those around them.

As discussed in *Grutter v. Bollinger*, 539 U.S. 306 (2003), student body diversity "helps to break down racial stereotypes" and "diminishing the force of such stereotypes is both a crucial part of [a university's] mission, and one that it cannot accomplish with only token numbers of minority students." *Id.* at 333. The Court further noted that "ensuring that public institutions are open and available to all segments of American society, including people of all races and ethnicities, represents a paramount government objective." And, "[n]owhere is the importance of such openness more acute than in the context of higher education." *Id.* at 332.

The following rationales for increased student body diversity acknowledged in *Grutter* make the compelling case that maintaining a diverse student body is a foremost imperative from an educational, economic, civic and national security perspective:

- Benefits of a diverse student population (including but not limited to racial and ethnic diversity) include promoting cross-racial understanding, breaking down racial stereotypes, and promoting livelier and more enlightening classroom discussion.
- A college student's diversity experience is associated with higher learning outcomes such as enhanced critical thinking skills, more involvement in community service, and a greater likelihood of retention and graduation.
- Efforts to prepare students to interact with and serve diverse populations in their career field upon graduation directly implicate diversity-related policies. For example, racial and ethnic diversity within U.S. medical schools is linked to successfully preparing medical students to meet the needs of an increasingly diverse population.
- Today's U.S. minority populations are tomorrow's majorities and, if our minority populations continue at the same rate of educational attainment and achievement, the U.S. will no longer be an economic global leader.
- As the United States becomes increasingly diverse, higher education institutions must prepare their students for citizenship viewed by the U.S. Supreme Court as "pivotal to 'sustaining our political and cultural heritage' ... [and] in maintaining the fabric of society." *Id.*

- National security requires a diverse group of educated citizens able to defend our nation in all parts of the globe. The military cannot maintain a highly qualified and diverse officer corps if cadets and other students in colleges, ROTCs and academies that prepare such officer candidates do not have a diverse student body.

It is apparent that the educational benefits of diversity are such that if overlooked or ignored, an institution would fail to provide its students with an essential component of his or her education.

CPE specifically acknowledges the constitutional limitations on the use of race in admission determinations and that the law in this area may change or be further clarified upon the issuance of future U.S. Supreme Court decisions. However, regardless of the legal landscape, CPE is committed to the belief that Kentucky's students benefit from a diverse learning environment, and therefore its public institutions shall implement strategies in accordance with the current law in order to reap those rewards on behalf of their students. Concurrently, CPE shall consider these limitations when approving institutional "Opportunity" goals and related strategies to meet them, as well as when it evaluates institutional progress toward meeting those goals.

#### Goals:

In order to help students receive the educational benefits of diversity, institutions shall set annual goals for the following:

- Enrollment of racial and ethnic minorities represented through a percentage range of the overall student population. Percentage range goals shall be set for the following IPEDS racial and ethnic categories:
  - Hispanic (regardless of race)
  - Black or African-American

Percentage range goals **may** include the following IPEDS racial categories:

- Two or more races
- American Indian or Alaskan Native
- Native Hawaiian or Other Pacific Islander
- Asian

Percentage range goals **may** also be set for the enrollment of international students.

- Providing opportunities and support for other diverse students.
  - This **shall** be described through narrative or numerical form, or a combination of the two, and **may** include, but would not be limited to, the identification of various student groups with a presence on campus and information about student participation in those groups (e.g., LGBTQ, political, and religious organizations), as well as data on low-income and

first-generation college students, students from historically impoverished regions of the state, and students with disabilities.

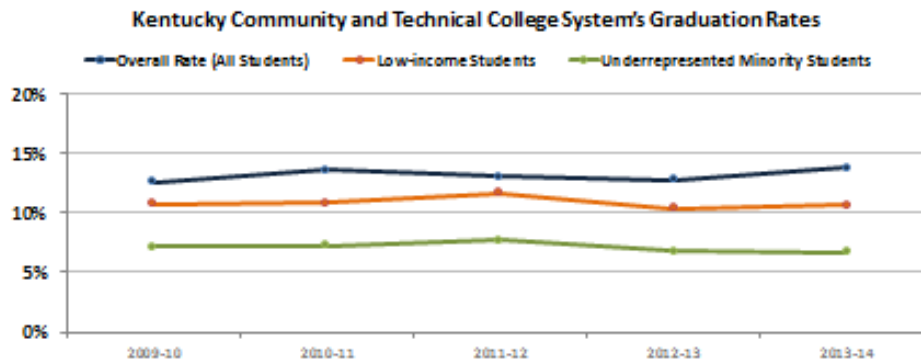
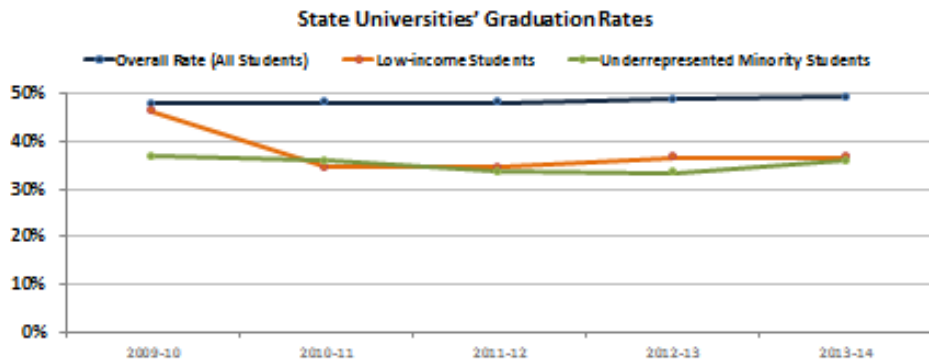
Strategies:

In order to meet the goals outlined above, institutions shall identify strategies for the recruitment and enrollment of diverse students and outline plans for implementation. These strategies may include:

- Race and ethnicity-neutral policies designed to increase diversity in the student body.
  - Examples are included in the following:
    - <http://diversitycollaborative.collegeboard.org/sites/default/files/document-library/ad-c-playbook-october-2014.pdf>
- Race-conscious enrollment and recruitment policies that adhere to any and all applicable constitutional limitations.

“Success” - Student Success

While maintaining a diverse student body is essential, institutions must commit to helping those students be successful when they arrive on campus. Unfortunately, certain student populations historically have exhibited lower rates of retention and graduation than the overall student population. The following charts show the graduation rate gaps between the overall population of Kentucky postsecondary students and underrepresented minorities and low-income students.



In order to improve the success of these students, institutions can implement strategies designed to address the issues research has shown to be linked to these opportunity gaps. As part of the Association of American Colleges & Universities' (AAC&U) Liberal Education and America's Promise (LEAP) initiative, as well as initiatives conducted by the Center for Community College Student Engagement (CCCSE), effective educational practices have been identified that, according to a growing array of research studies, are correlated with positive educational results for students from widely varying backgrounds.<sup>3</sup> Several of these "high impact practices" are listed below:

- First-year seminars and experiences
- Common intellectual experiences
- Learning communities
- Writing-intensive courses
- Collaborative assignments and projects
- Undergraduate research
- Diversity/global learning (e.g., study abroad)
- Service learning, community-based learning
- Internships/co-ops
- Capstone courses and projects

#### Goals:

Institutions shall set annual goals for underrepresented minority and low-income students for the following student success metrics:

- 1<sup>st</sup> to 2<sup>nd</sup> year retention
- 3-year graduation rate (for KCTCS institutions)
- 6-year graduation rate (for 4-year institutions)
- Degrees conferred

#### Strategies:

To meet the goals outlined above, institutions shall identify strategies designed to increase student success for the identified populations and outline implementation plans. Strategies may include:

- High impact practices (described above).
- Enhanced academic advising.
- Summer bridge programs.
- Faculty mentoring programs.
- Early alert systems.
- Corequisite models of developmental education.

---

<sup>3</sup> Kuh, AAC&U High Impact Practices, 2008; and Center for Community College Student Engagement. (2012). A Matter of Degrees: Promising Practices for Community College Student Success (A First Look). Austin, TX: The University of Texas at Austin, Community College Leadership Program.



## “Impact” - Campus Climate, Inclusiveness, and Cultural Competency

To fully realize the positive effects of diversity, Kentucky’s public institutions must become communities that provide an inclusive and supportive environment for a diverse group of students. Campus climate represents the current attitudes, behaviors and standards of faculty, staff, administrators and students concerning the level of respect for individual needs, abilities and potential.<sup>4</sup> In order for students to be successful and receive the full benefits of diversity, the campus climate must be one that supportive and respectful of all people.

For example, students should have the opportunity to interact with diverse faculty and staff. In addition, the campus climate should facilitate opportunities for students to frequently interact with and learn from diverse peers inside and outside the classroom, both on and off campus. Community and institutional partnerships can provide opportunities for those off-campus interactions and help improve the quality of life and personal safety of individuals involved by promoting cultural, social, educational, and recreational opportunities that emphasize citizenship and campus/community engagement.

Furthermore, in order to live and thrive on a diverse campus and in an increasingly diverse world, students must become more culturally competent. If “diversity” refers to the variation in populations as defined in this policy, then “competency” refers to the ability to understand and appropriately address these variations. Cultural competency provides individuals with the knowledge, skills, and attitudes to increase their effectiveness in relating across cultural differences and prepares them for life in increasingly diverse domestic and international environments. As a result of the knowledge and skills obtained, students will gain an appreciation of their own cultural identities and become critically self-reflective in their orientation toward differences in the identities of others. Students who become more culturally competent receive:

- A greater appreciation of cultural differences;
- Greater awareness of the viewpoints of other cultures; and
- A greater ability to interact with individuals from diverse backgrounds in professional settings.

If students are expected to be more culturally competent, faculty and staff should also possess that ability. All the benefits listed above can also be imparted to faculty and staff. Faculty and staff should also become more aware of issues of cultural norms, equity, and inclusion in order to help level the playing field for students who may arrive on campus with certain characteristics that may make it more difficult for them to be successful.

---

<sup>4</sup> <http://campusclimate.ucop.edu/what-is-campus-climate/> (9/30/2015)

## Goals:

Institutions shall set annual goals for the following:

- Increasing the racial and ethnic diversity of faculty and staff.

Institutions shall promote equity and inclusion on campus in order to create a positive campus climate that embraces diversity.

Institutions shall work toward producing culturally competent students, faculty, and staff.

## Strategies:

Institutions shall implement initiatives designed to increase the cultural competency of its students, faculty and staff. These initiatives may include:

- Administering a cultural competency assessment (e.g., Intercultural Effectiveness Scale and Intercultural Development Inventory).
- Offering courses in cultural competency.
- Encouraging the inclusion of cultural competency themes in existing courses.
- Conducting a cultural audit of existing curricula.
- Offering faculty development in cultural competency.
- Creating a cultural competency certificate program.

Institutions shall identify and implement strategies to increase, retain, and promote diverse faculty and staff. These initiatives may include:

- International faculty recruitment or recruitment of faculty with international experience.
- Faculty exchange programs.
- Promotion and tenure processes that support diverse faculty.
- Resources committed to professional development around cultural competency.
- Educating search committees on implicit biases.
- Supporting diverse interview panels for candidates.

Institutions shall identify and implement strategies to promote equity and inclusion on their campuses and monitor the campus and community environment in order to resolve equity and inclusion issues. These strategies may include:

- Conducting regular campus climate surveys.
- Creating a campus environment team.
- Increasing community engagement by students, faculty and staff.
- Providing faculty and staff development around equity and inclusion.
- Providing opportunities to participate in co-curricular activities.

### **Institutional Diversity Plan Submission and Approval:**

To implement this Policy, each public institution shall create a campus-based plan for diversity, equity, and inclusion (Plan), which addresses the goals and strategies in the three focus areas and outlines an appropriate plan for assessment. Approved Plans must demonstrate that these goals and strategies are the responsibility of the entire institution, across multiple departments and levels of administration. Those tasked with development and implementation should work with the appropriate individuals on their respective campuses to create a holistic and comprehensive Plan meeting all the requirements of this Policy and aligned with 2016-21 Strategic Agenda for Postsecondary and Adult Education.

A draft Plan shall be submitted for review and comment. A review team shall be assigned to each institution and will be responsible for providing substantive comments and suggestions on the institution's draft Plan. Institutions may engage its review team after initial comments and suggestions are provided to better ensure Policy compliance and ultimate approval. In reviewing the goals and strategies outlined in institutional Plans, teams shall consider a multitude of factors, including but not limited to, the following:

For enrollment percentage range goals:

- Statewide or local geographic area population, U.S. census data, and current population trends;
- Historic institutional data;

For student success goals:

- Rate of past and current performance;
- Gaps in achievement for identified groups;
- Achievement rates of students at peer institutions; and
- Institutional mission.

For strategies:

- Research supporting the potential effectiveness of any strategies or practices to be implemented;
- Evidence of past effectiveness of strategies previously or currently implemented at the institution;
- Financial feasibility; and
- Institutional mission.

Final Plans shall be approved by an institution's Board of Trustees or Regents and then submitted to the CPE president. CPE staff shall review each Plan and submit it to the CEO for review. Plans then shall be submitted to CPE for final adoption.

### **Institutional Diversity Plan Reporting and Evaluation:**

For an institution to meet its equal educational opportunity goals and remain eligible to offer new academic programs per KRS 164.020(20), institutions must comply with the reporting schedule and receive a satisfactory composite score on the applicable

Diversity Plan Report Evaluation Rubric (Rubric) as described below. Institutions' Diversity Plan Reports will be reviewed in accordance with the Rubric, which evaluates: (1) progress toward meeting goals, (2) evidence that identified strategies are implemented with fidelity, (3) analysis of strategy effectiveness, and (4) the lessons learned from that analysis and related next steps.

- The initial Diversity Plan Report is due in early 2018. The specific date will be determined after a review of data availability. Initial reports should use the Rubric as a guide for the information to be included, but reports will not be scored.
- Subsequent Diversity Plan Reports will be annually and will be scored using the Rubric. A composite score at or above 22 out of a maximum of 34 for community colleges and at or above 24 out of a maximum of 36 for universities will provide evidence that an institution has met its equal educational opportunity goals per KRS 164.020(19). If after the first substantive review and any subsequent annual reviews, an institution scores below 22 or 24, as applicable, the institution shall be ineligible to offer new academic programs.
- Drafts of all Diversity Plan Reports shall be submitted at least thirty (30) days prior to their due date for preliminary review, feedback, and confirmation of data validity.
- Ineligible institutions shall enter into a CPE-approved performance improvement plan identifying specific strategies and resources dedicated to addressing performance deficiencies. At its discretion, the CEO may recommend that a site visit occur at the institution. After a site visit, a report shall be provided to the institution to assist in developing the performance improvement plan.
- Once under a performance improvement plan, an institution may request a waiver to offer a new individual academic program if the institution can provide sufficient assurance that offering the new program will not divert resources from improvement efforts. The request for a waiver shall be submitted to the CEO for review, and then to CPE for final approval. Approval must be granted before the institution can initiate the program approval process.

**Policy Oversight:**

Pursuant to the direction of the CPE, the CEO shall provide oversight of the Policy and the implementation of institutional diversity plans. This may include, but is not limited to, requiring institutional presentations at CEO meetings on any or all aspects of its Diversity Plan, and Diversity Plan Reports, institutional site visits, and hosting workshops or sessions for institutions on diversity and equity-related issues and strategies for improved success in these areas.

# Enrollment

Summer 2019

Fall 2019

Spring 2020

**PRELIMINARY ENROLLMENT SUMMARY TABLE**

Collection Due Dates:

Fall – capture unduplicated student headcount at end of business Sept. 10th or the end of census day if it is earlier than the 10th. If the 10th is a Saturday or Sunday, please use the end of business on the next business day.

- Submit to CPE by close of business Sept. 15 or next business day if the 15th is a Saturday or Sunday

Spring – capture unduplicated student headcount at end of business February 15th or the end of census day if it is earlier than the 15th. If the 15th is a Saturday or Sunday please use the end of business on the next business day.

- Submit to CPE by close of business Feb. 20th or next business day if the 20th is a Saturday or Sunday.

KY CPE Preliminary Enrollment	*Full-time undergraduate	*Part-time undergraduate	Full-time Graduate	Part-time Graduate
Total				
First-time			NA	NA
URM				
Adult			NA	NA

Technical Definitions

Unduplicated student enrollment count:

- Total undergraduate enrollment determined by table 7 classification in (01, 02, 03, 04, 05, 13, 14, 19, 20, 30)
  - \* KCTCS counts will be for credential seeking students only.
    - Full-time undergraduate is equal or greater to 12 enrolled semester credit hours
- Adult undergraduate enrollment includes those students 25-64 years of age.
- Graduate Enrollment determined by table 7 classification in (06, 07, 08, 09, 10, 11, 12, 16, 18, 25, 31, 32, 34, 35, 36)
  - Full-time graduate is equal or greater to 9 enrolled semester credit hours
- Underrepresented minority (URM ) includes Black, American Indian or Alaskan Native, Hispanic or Latino, Native Hawaiian or Other Pacific Islander, and two or more races from table 2 ethnic category 1 Nonresident Alien, 2 Black, Non-Hispanic Only, 3 American Indian or Alaskan Native, Non-Hispanic Only, 4 Asian, Non-Hispanic Only, 5 Hispanic or Latino, regardless of race, 6 White, Non-Hispanic Only  
7 Race and Ethnicity Unknown, 8 Two or More Races, 9 Native Hawaiian or Other Pacific Islander, Non-Hispanic Only

<b>DUE DATES:</b> <b>Summer: August 15                      Fall: November 1</b> <b>Spring: March 30</b>

**ENROLLMENT  
SUMMER/FALL/SPRING**

**General Instructions**

The fall/spring enrollment files and the summer (the academic period between the close of the spring semester and the beginning of the fall semester) files should include enrollment in all courses (day, evening, off-campus, and distance education) for which semester hour credit is granted or regular academic courses carrying zero hours credit except for zero credit hour laboratories associated with lectures if laboratory and lecture are assigned identical course IDs. For each summer term, fall term, and spring term, Type One (student), Type Two (course), and Type Three (class) records should be included for each of these courses. All summer terms must be combined into one submission, which, as with fall and spring submissions, is to include one Type One record per student with appropriate Type Two and Type Three records. For all full-term courses, the data are to be the net enrollment as of the last date of the reporting period which students may add a course for credit (census date). This date must agree with the official university calendar. All enrollment transactions initiated on or before the census date should be processed and reflected on the file. Exclude students who have withdrawn on or before the census date, have not paid, or have not made formal arrangements with the business office for payment of tuition and fees.

Include short-term courses beginning after the effective cut-off date. For each short-term course, an individual cut-off date should be established. These dates, based on length of course, should be prorated consistent with the institution's policy for full-term courses. Report winter term enrollments with the spring enrollment.

Do not include enrollment in zero credit hour laboratories associated with lectures if laboratory and lecture are assigned identical course IDs, noncredit courses, noncredit workshops, continuing education unit courses, or other courses for which regular semester hour credit is not granted. Do not include enrollment in classes that did not materialize, were canceled, or otherwise not in fact offered. Do not report enrollments from previous semesters, with the exception of special winter terms reported with the spring collection as mentioned above.

**Report a unique section number for each course within a term. This could be a totally different section number or could be a character or number added to the section number (for example, ACC 601 01 and ACC 601 01A).**

The Type One enrollment record will be considered the master enrollment record for students. If a student does not appear on at least one Type One record during the relevant academic year, records for that student will not be accepted on the Entrance Exam, Transfer, or Financial Aid files.

**The enrollment files must be finalized (all errors resolved) by each close date or the institutions enrollment files will not be used for reporting purposes.**

### **Type One (Student) Record:**

1. **Birth Date** – Report the student’s full date of birth (MMDDYYYY).
2. **County/State of Origin** - Use the FIPS codes found in Tables 4A and 5A for reporting state and county of origin. If the student’s state of origin is Kentucky, report the county of origin using the FIPS codes from Table 5-A. If the student’s state of origin is something other than Kentucky, report the county of origin (if available) using the FIPS codes found at [http://www.schooldata.com/pdfs/us\\_FIPS\\_codes.xls](http://www.schooldata.com/pdfs/us_FIPS_codes.xls). If the out-of-state county is not available, report 000 and the county will be determined based on the zip code reported (see item #26). For students from another country, the county should be coded 000. For reciprocity students (see item #17), report their state and county of origin in columns 71-75 as well as the reciprocity state and county in columns 76-80, even though they may be the same. Do not leave the state and county of origin fields blank.
3. **Declared Major or Program Prefix** – For all students, report the appropriate declared major or program prefix code from Table 15.
  - a. Post-doctoral students and students with a nondegree major are to be reported with an "N" in the major prefix code.
  - b. An undergraduate major prefix code should be reported for the not designated, undecided, undeclared student. If a specific level is not known, report "U" for major prefix code.
  - c. Report program prefix “F” for KCTCS nondegree students enrolled in workforce training programs (enrollment only).
4. **Declared Major** - The declared major or program must be consistent with the institution's degree program inventory. Use only those codes listed in the program inventory. Report the student declared major or program for all students except those who are not permitted, by official institutional policy, to declare a major. Students who are not permitted, by official institutional policy, to declare a major shall be coded as baccalaureate degree students with an undeclared major prefix (code U). Students who have declared intent to major in a program with selective admissions or limited enrollment are to be reported with their declared major or program.
  - a. Undergraduate nondegree, graduate nondegree, and high school students enrolled in postsecondary level courses should be assigned the 90.0000 nondegree code. Post-doctoral students may also be reported with the nondegree code 90.0000.
  - b. For students declaring a double major, report the first major in columns 111-118 and the second major in columns 120-127.
  - c. Students without an RN who intend to complete a baccalaureate nursing (generic) program should be reported with the declared major ~~51.1601.01~~ 51.3801- Nursing (RN Training). Students with an RN who intend to complete a baccalaureate nursing (completion) program should be reported with the declared major 51.3801 - Nursing, General (Post - RN).



5. **First-Time Student** - A student is to be identified as a first-time student if she has graduated from high school and who has no prior postsecondary experience attending any institution for the first-time at the undergraduate level. This includes students enrolled in academic or occupational programs. It also includes students enrolled in the fall term who attended college for the first time in the prior summer term, and students who entered with advanced standing (college credits or postsecondary formal award earned before graduation from high school).”
  - a. DO NOT report current high school students who are, for the first time, enrolled for postsecondary credit.
  - b. Report first-time students for each degree level: undergraduate (freshman, sophomore, junior, undergraduate nondegree) and graduate (master's, specialist's, doctoral, and graduate nondegree). Students in Ed.D. leadership programs who have done previous graduate-level work toward master’s degrees, rank 1 and 2 certification, etc., including nondegree coursework, should not be reported as first-time graduate students.
  - c. Report ‘S’ in the first-time student field in the fall semester for students who were first-time in the summer semester.
  
6. **First-Time Transfer Student** - For KCTCS students, a student is to be counted as a transfer from the ‘home’ institution attended prior to acceptance by the receiving four-year institution. The ‘home’ institution is the first KCTCS institution that the student attended, determined by the student’s transcript. Count each hour transferred from each KCTCS institution. For students who transfer from institutions other than KCTCS, a student is to be counted as a transfer from the last institution attended prior to acceptance by the receiving institution. A first-time graduate student is not to be reported as a transfer from his undergraduate institution. Include the first-time transfer student whose transfer credits are being held pending validation of coursework. The student should be listed as she will be classified upon the validation of her coursework. Report first-time transfers for each degree level (undergraduate, graduate). The student may transfer with or without credit. A student should be reported as first-time transfer only once. If the student was a first-time transfer in the summer, do not report them as a first-time transfer again in the fall.
  - a. Report ‘S’ in the first-time transfer field in the fall semester for students who were first-time transfer in the summer.
  
7. **GRS Cohort** – In column 81, for the fall enrollment report only, indicate Y if the student is full-time and eligible to be included in the Integrated Postsecondary Education Data System (IPEDS) Graduation Rate Survey (GRS) Cohort, P if the student meets the criteria and is enrolled part-time, or N if the student is not eligible. The following criteria determine whether an undergraduate student is included in the cohort:
 

Full-time First-time: Include students who attended college for the first time (either part-time or full-time) in the prior summer term whether at the same college, another college in Kentucky, in another state, or another country. Summer semester will be counted whether the student enrolled as degree-seeking or not. Also include students who have entered with advanced standing (college credits earned before graduation from high school).

Degree/certificate seeking: Students must be enrolled in courses creditable toward a degree, diploma, certificate, or other formal award. Include students in occupational and vocational programs. Students at four-year institutions whose intent is not known are to be reported in the bachelor's cohort.

8. **High School Code, First-Time Degree Seeking Students** - Report students graduated from a Kentucky high school by specific high school code. If the high school does not appear in the ACT list (<http://www.act.org/content/act/en/products-and-services/the-act/taking-the-test/high-school-codes-lookup.html>), report by county as shown in Table 13. For a student with a GED certificate, use the code B121. For a student graduating from an out-of-state high school, use the code B200. For a student with no high school diploma or GED certificate, use the code B122. For a student who has been home schooled, use the code B123. For a student who has been home schooled, but who also received the GED, report the home schooled code B123. **Also report the high school code for high school students who are dually enrolled or are enrolled in dual credit courses and for students in the Gatton/Craft Academy (student classifications 19 and 20).**
9. **High School GPA** – Report the weighted high school grade point average for all first-time undergraduate degree-seeking students. It should be right justified and show two decimal places (decimal is implied).
10. **ID Type** – Report ‘1’ if the student ID is a valid Social Security Number or ‘2’ if it is some other ID number (institutional ID, SEVIS, etc.).
11. **Institutional ID** – Report in columns 138-147 the student’s institutional ID number. This field is mandatory.
12. **Intent to Transfer** – For KCTCS only, report Y or N in column 176 to indicate a student’s intent to transfer to a four-year institution.
13. **International Exchange Student** - Report all Type One information for each student currently enrolled in an institution in another country under a formal international student exchange program between that institution and the Kentucky institution. Report each of these students as full-time. For each exchange student attending a foreign institution, report the appropriate residency code of “A,” “B,” or “C.” Report residency code "E" for each international exchange student from a foreign country attending a Kentucky institution.
14. **KDE ID** – Report, in columns 148-157, the ten-digit ID number supplied by the Kentucky Department of Education and found on the student’s high school transcript. This applies to all first-time students who graduated from a public high school in 2008 and later and for high school students (students enrolled in dual credit courses or dually enrolled).
15. **Military Relationship**
  - a. **Military active student** – Code A - student currently serves in the U.S. National Guard, is in the Reserve unit of any branch of the U.S. military, or is on Active Duty in any branch of the U.S. military.
  - b. **Military veteran student** – Code V - student formerly served in the U.S. National Guard, in the Reserve unit of any branch of the U.S. military, or on

Active Duty in any branch of the U.S. military and was released under conditions other than dishonorable.

- c. **Military connected student** – Code R - student’s spouse, parent or guardian serves in the U.S. National Guard, is in the Reserve unit of any branch of the U.S. military, is on Active Duty in any branch of the U.S. military or student is otherwise eligible for any military education benefits via the spouse, parent or guardian.

Report a Code A for a military active student, Code V for military veteran student, or report a Code R for a military connected student. Otherwise the field should be left blank.

16. **Multi-Institution Program** – If the student is enrolled in a joint, collaborative, or other multi-institution program, report ‘X’ in column 128 for the first major or in column 129 for the second major. The student classification should reflect his or her status at the “home” institution.
17. **National Exchange Student** – Report all Type One information for each student enrolled in your institution but currently attending another institution under a formal agreement with the National Student Exchange. Report each of the students as full-time. For each exchange student attending another institution under this agreement, report the appropriate residency code of ‘A’ or ‘C.’ Report the residency code ‘E’ for each exchange student from another state attending a Kentucky institution.
18. **Outcome Measures** - Per IPEDS is a full-year cohort (July 1 to June 30)  
[https://surveys.nces.ed.gov/ipeds/VisInstructions.aspx?survey=13&id=30101&show=all#chunk\\_1740](https://surveys.nces.ed.gov/ipeds/VisInstructions.aspx?survey=13&id=30101&show=all#chunk_1740), which includes all new undergraduate credential seeking students:
- First-time, full-time entering with cohort year FTFTXXXX For example FTFT1920 for SU19,FA19,SP20).
  - Note for summer term, May/June starts please code as FTFT1819 and after July 1 you would code FTFT1920
  - First-time, part-time entering FTPTXXXX For example, FTPT1920 for SU19,FA19,SP20).
  - Non-first-time, full-time entering NFTFTXXXX For example NFTFT1920 for SU19,FA19,SP20)
  - Non-first-time, part-time entering NFTPTXXXX For example NFTPT1920 for SU19,FA19,SP20)
19. **Program ID** - The program id number for the declared major or program must be consistent with the institution's degree program inventory. Use only those program ids’ listed in the program inventory. Report the program ID for the declared major or program for all students except those who are not permitted, by official institutional policy, to declare a major. Students who are not permitted, by official institutional policy, to declare a major shall be coded as baccalaureate degree students with an undeclared major prefix (code U) and program ID fields will be left blank. Students who have declared intent to major in a program with selective admissions or limited enrollment are to be reported with the program ID of their declared major or program.
20. **Race** – In column 69, report the race code from Table 2 using the descriptions in Table 2.

In columns 158-165, report Y or N using the descriptions below. Records may contain a Y in more than one category, EXCEPT for nonresident aliens. If a student is a nonresident alien, no other race or ethnic information is to be reported on this file.

- a. **Hispanic or Latino** - A person of Cuban, Mexican, Puerto Rican, South or Central American, or other Spanish culture or origin, regardless of race.
- b. **American Indian or Alaska Native** - A person having origins in any of the original peoples of North and South America (including Central America) who maintains cultural identification through tribal affiliation or community attachment.
- c. **Asian** - A person having origins in any of the original peoples of the Far East, Southeast Asia, or the Indian Subcontinent, including, for example, Cambodia, China, India, Japan, Korea, Malaysia, Pakistan, the Philippine Islands, Thailand, and Vietnam.
- d. **Black or African American** - A person having origins in any of the black racial groups of Africa.
- e. **Native Hawaiian or Other Pacific Islander** - A person having origins in any of the original peoples of Hawaii, Guam, Samoa, or other Pacific Islands.
- f. **White** - A person having origins in any of the original peoples of Europe, the Middle East, or North Africa.
- g. **Nonresident alien** - A person who is not a citizen or national of the United States and who is in this country on a visa or temporary basis and does not have the right to remain indefinitely. NOTE - Nonresident aliens are to be reported separately, in the field provided, rather than included in any of the six racial/ethnic categories. Resident aliens and other eligible (for financial aid purposes) non-citizens who are not citizens or nationals of the United States and who have been admitted as legal immigrants for the purpose of obtaining permanent resident alien status (and who hold either an alien registration card (Form I-551 or I-151), a Temporary Resident Card (Form I-688), or an Arrival-Departure Record (Form I-94) with a notation that conveys legal immigrant status such as Section 207 Refugee, Section 208 Asylee, Conditional Entrant Parolee or Cuban-Haitian) are to be reported in the appropriate racial/ethnic categories along with United States citizens.
- h. **Race and ethnicity unknown** - This category is used only if the person did not select EITHER a racial or ethnic designation.

21. **Reciprocity State and County** – For a student with residency code B (reciprocity), report the reciprocity state and county in columns 76-77 and 78-810.

22. **Residency Status** - The student's official residency status, as determined by the Council on Postsecondary Education's "Policy on Classification of Residency for Admission and Tuition Assessment Purposes." (See Table 3.)

- a. *In-state student* – Code A is to be reported for a student who is determined to be a legal resident of Kentucky.
- b. *Out-of-state reciprocity student (with tuition waiver)* - Code B residency status is to be reported for a student under the reciprocity agreements approved by the Council on Postsecondary Education at Morehead State University, Murray State University, Northern Kentucky University, University of Louisville, Western Kentucky University, Ashland Community and Technical College, Big Sandy Community and Technical College, Gateway Community and Technical College, Henderson Community College, Hopkinsville Community College, Jefferson Community and Technical College, Maysville Community and Technical College, Owensboro Community and Technical College, Somerset

Community College, Southcentral Kentucky Community and Technical College, Southeast Kentucky Community and Technical College, West Kentucky Community and Technical College. Code B is also to be reported for KYVC students from any state-supported institutions if they have been granted tuition reciprocity by their “home” school of enrollment.

- c. *Out-of-state (without tuition waiver)* – Code C is to be reported for a student who is determined not to be a legal resident of Kentucky.
- d. *Out-of-state (SREB Academic Common Market)* - Code D residency status is to be reported for a student from outside Kentucky enrolled in one of the approved Academic Common Market degree programs.
- e. *Out-of-state international and national exchange students* - Code E residency status is to be reported for a foreign student enrolled in a formal international student exchange program and for an out-of-state student enrolled in the National Student Exchange Program.
- f. *Undetermined Residency* – Code F residency status is to be reported for post-doctoral students and house staff at the University of Kentucky and the University of Louisville if they are not enrolled in any course for credit and a residency determination has not been made.

23. **Semester** – Report the semester and year for the file being submitted. 1=summer, 2=fall, 3=spring. Example – 20192 = Fall 2019.

24. **Student Classification** -

- a. An undergraduate student is to be classified based on total semester credit hours earned, except in the following cases:
  - 1. A transient student should be classified as "undergraduate nondegree."
  - 2. Special students are listed in the definitions: "audit student," "post-baccalaureate undergraduate degree-seeking," "undergraduate nondegree," or "high school."
- b. A graduate transient student should be classified as "graduate nondegree."
- c. A post-master's student, not officially admitted to a certificate, master's, specialist's or doctoral program, should be classified as "graduate nondegree."
- d. A regular degree-seeking student who, for a semester, enrolls as an audit student only may be reported with his regular classification and declared major. This applies only to degree-seeking students.

25. **Students in Classes Taught by One Institution on Another Campus** - Enrollment (Types 1, 2, and 3) is to be reported by the institution offering the instruction.

26. **Teach out Programs** – For programs which will no longer be offered by the institution. Use 1 for teach out or leave the column blank.

27. **Teacher Preparation** – Report a Y or N for classes that meet EPSB standards for certification. <http://www.epsb.ky.gov/course/view.php?id=3>
28. **Total Credit Hours** - Total semester hours taken for credit, excluding audit hours.
29. **Transfer Credit** - For each undergraduate first-time transfer student, report in columns 82-84 the total number of semester credit hours recorded on the student's academic permanent record as accepted by your institution as transfer credit from all previously attended Kentucky and out-of-state institutions. If hours cannot be determined at the time of reporting, please report XXX in columns 82-84. At a later date, institutions will report actual transfer hours for all reported XXX's. For students who have previously earned a degree and are pursuing a second degree at the same level (undergraduate), report **TBD** (transfer baccalaureate degree) or **TAD** (transfer associate degree) in columns 82-84. If decimals, round to the nearest whole number (less than .50 round down). If no credit hours are accepted for a first-time transfer student, report **000** in columns 82-84. Columns 82-84 should be blank for first-time and continuing students.
30. **Transfer FICE Code of Sending Institution** - For KCTCS students, the FICE code should reflect the 'home' institution attended. The home institution is the first KCTCS institution attended. Report all transfer credit from each of the KCTCS institutions. For students who transfer from institutions other than KCTCS, report the FICE code of the sending institution for each first-time transfer student from a Kentucky institution. The FICE code should reflect the most recent institution attended. Credit transferred in from multiple institutions is to be reported by FICE on the annual transfer file. For each first-time transfer student from an out-of-state institution, report the code of the state (FIPS code), territory, or foreign country of the sending institution. Institution and state codes are listed in Table 9.
31. **Tuition Waiver for Foster and Adopted Children** - Institutions must identify enrolled students who received tuition waivers because they were adopted or foster children. The information from this survey will be used to determine the number of recipients enrolled and the number who received a degree. This information will be reported annually on November 30 to the Legislative Research Commission as mandated in KRS 164.2847.
32. **Year of High School Graduation, First-Time Degree-Seeking Students** - Report the year the student graduated from high school or received the GED certificate in columns 102-105.
33. **Zip Code – Permanent** - Report the zip code of the student's permanent, parental, or other address which best captures the zip code of origin when the student entered your institution. If this zip code changes after the student enters, continue to report the permanent zip code at entry, not the new code. Report for all students in columns 130-134, except international students which should be reported with blanks.
34. **Zip Code – Current** - Report the zip code of the local, mailing, or other address which best identifies the student's place of residence during the current semester, such as an on-campus zip code if living in campus housing. Report for all students in columns 171-175.

**Type Two (Course) Record:**

1. **Audit** - Code "Y" (Yes) for audit courses and "N" (No) for courses taken for credit.

2. **Co-Requisite** - A co-requisite course is a course that includes enhanced academic supports, such as additional hours of instruction, tutoring, mentoring, or advising that awards credit toward a credential or degree.
3. **Course Reference Number** – Report in columns 54-68 the institutionally-assigned number identifying a specific course, section, and semester.
4. **Credit Hours** - Number of semester hours for which a student is receiving credit. For audit courses, code number of hours for which the student was charged.
5. **Dual Credit** – In column 69, for each student reported with classification 20 (High School) indicate (Y/N) whether the student is enrolled in a course for which she will receive both high school and college credit.
6. **International Exchange Course** - For each student currently enrolled in an institution in another country under a formal international exchange program, report a Type Two Record with the Course Prefix and Number of IES 333 (universities) or 235 (KCTCS colleges), and report the code for the foreign country in which the student is enrolled in the course section field, right justified. Report course with one credit hour. For foreign students attending a Kentucky institution, report a Type Two Record for each course in which the student is enrolled.
7. **National Student Exchange Course** - For each student enrolled in your institution but currently attending an institution in another state under the National Student Exchange Program, report a Type Two Record with the Course Prefix and Number of NES 333 (universities) or 235 (KCTCS colleges), and report the code for the state in which the student is enrolled in the course section field, right justified. Report the course with one credit hour. For students from institutions in another state who are attending a Kentucky institution, report a Type Two Record for each course in which the student is enrolled.
8. **Semester** – Report the semester and year for the file being submitted. 1=summer, 2=fall, 3=spring. Example – 20192 = Fall 2019.

**Type Three (Class) Record:**

1. **CIP Code** - Enter the 2-digit CIP code as it should appear on the course inventory file.
2. **CIP 32 Course Categories** – To be used only for courses coded CIP 32; leave blank if not a CIP 32 course. For each course coded CIP 32, assign a code from Table 26. The developmental course field on the Type 3 enrollment file will be edited against this field for consistency of developmental/remedial course reporting.
3. **Course Level** - Each course should be assigned only one course level. The course level should be assigned relative to the intended degree of complexity or expected level of student comprehension rather than the student level (or classification) of those enrolled in the course. The course level should be coded based on the following, using the appropriate code from Table 10:
  - a. *Technical Level* – Courses designed primarily for the instruction of students in technical programs at technical colleges.
  - b. *Lower Division* - Courses designed primarily for the instruction of freshman or sophomore students.

- c. *Upper Division* - Courses designed primarily for the instruction of junior or senior students.
- d. *Graduate* - Courses designed primarily for the instruction of graduate students.

Courses designed to jointly serve two student levels should be assigned the lower of the appropriate codes.

4. **Course Reference Number** - Report in columns 58-72 the institutionally-assigned number identifying a specific course, section, and semester.
5. **Courses Taught in Multiple Counties, States, or Countries** - For courses taught in more than one county, state, country, or any combination, use the codes from Tables 4A, 4B, and 5A as follows: multiple states - B99; multiple foreign countries - BZZ; multiple counties - B18; other multiple sites - BMS.
6. **Course Section Number** – **Do not report courses with duplicate section numbers.** Every section number should be unique for a specific term. This could be a totally different section number or could be a character or number added to the section number (for example, ACC 601 01 and ACC 601 01A). Courses taught simultaneously but at two locations, such as a course taught face-to-face on campus and broadcast to another off-site location, should be treated as two courses with separate section numbers and descriptive information on the Type Three (class) file.
7. **Course Title** – Enter the course title currently used for each course offered. Use all capital letters.
8. **Credit Hours - Minimum and Maximum** - For a course offered for a fixed number of credit hours, report that number in Columns 27-29. If the course is offered for different hours credit (example: 1 hour, 2 hours, or 3 hours), report the minimum hours for which it is offered in columns 27-29 and the maximum hours in columns 30-32.
9. **Developmental Course** – Report 1, 2, 3, 4, or 0 from Table 26 in column 49 for developmental courses. Leave blank if course is not developmental.
10. **Distance Learning Provider** – Report distance learning course providers on the Type 3 record by entering “I” for institutionally provided courses, “K” for KYVC courses, and “O” if other organizations are providing the reported distance learning course in column 40. To be counted as KYVC, (a) a course, module, or other program must be housed on a course management platform or other software licensed by the KYVC or (b) the registration for the course, module, or other program occurred through KYVC regardless of where the course is housed electronically. In column 41, report the code from Table 6 for the primary mode of delivery for these courses. The off-campus site in columns 46-48 can be left blank for distance learning courses.
11. **Dual Credit** – In column 25 indicate whether course is for dual credit; in column 26 indicate whether teacher of record is a high school teacher.
12. **Faculty Employment Status** - Full-time, Part-time, Graduate Student. Part-time status defined as faculty who are less than full time (employed under thirty hours per week on average) and teach on a per-course-section basis (AAUP). Report FT (Full-Time), PT (Part –Time), or GS (Graduate Student). Leave field blank if High School teacher of Record (column 26) is reported.



13. **Faculty Tenure Status** – Report Tenured = T, Tenure-Track = TT, Non-Tenure Track=NT. Leave field blank if High School teacher of Record (column 26) is reported.
14. **Faculty Title** - Professor, Associate Professor, Assistant Professor, Lecturer, Instructor, Clinical Supervisor (eg supervisor of nurses, student teachers, etc), Visiting Faculty, Teaching/Graduate Assistant. Leave field blank if High School teacher of Record (column 26) is reported.
15. **General Education Courses** – For each lower and upper division course that can be used to meet the institution’s general education requirements as defined for the General Education Transfer Policy, enter in columns 131-132 the appropriate code from Table 35 (Gen. Ed. 1). For a course meeting the general education requirement in two disciplines, report the additional code in columns 133-134 (Gen. Ed. 2). Leave blank if not a general education course.
16. **High School Teacher of Record** – If this field is ‘Y’ then Faculty Employment, Graduate Student, Faculty Tenure Status, Faculty Tenure Status, and Faculty Title will be blank. (columns 146-150).
17. **International Exchange Class** - Report a Type Three Record to include all students enrolled in an institution in another country during the current semester in a formal international student exchange program. The class is to be reported with Course Prefix and Number of IES 333 (universities) or 235 (KCTCS colleges). Report the code for the foreign country in which the student is enrolled in the course section field, right justified. Report a separate Type Three Record for each foreign country in which students are enrolled. Report each class with one credit hour. Report course level code of 00 for each IES class. Report as off-campus according to their location of enrollment.
18. **KYVC** – Report Y or N in column 57 to indicate use of KYVC services.
19. **National Student Exchange Class** – Report a Type Three Record to include all students who are enrolled in your institution, but who are attending an institution in another state during the current semester as a participant in the National Student Exchange Program. The class is to be reported with the Course Prefix and Number of NES 333 (universities) or NES 235 (KCTCS colleges). Report the code for the state in which the student is enrolled in the course section field, right justified. Report a separate Type Three Record for each state in which students are enrolled. Report each class with one credit hour. Report the course level code of 00 for each NES class. Report as off-campus according to their location of enrollment.
20. **Off-Campus Site** - For each off-campus course, report the site in which the class is located. In columns 46-48 report the appropriate off-campus site from Table 29. For each new site not contained in Table 29, assign the next available numeric code and submit all required descriptive fields to CPE.
21. **On/Off-Campus Classification** – On-campus courses include courses taught on the institution’s main campus. Off-campus courses include all courses taught at a site other than the main campus of the institution, including courses taught at an extended campus. Distance learning courses should be classified according to the location of the in-person component of the class. 100 percent distance learning courses should be reported with a code of “3.” A course taught partially at a location classified as on-campus and partially at a location classified as off-campus is to be counted as on-campus only if at least 50 percent of the instruction takes place on-campus. IES 333 (International Exchange Student) and NES

333 (National Exchange Student) are to be reported according to their location of enrollment as above.

22. **Previous Course Prefix** – If the course was previously offered with a different course prefix, enter the previous course prefix. Leave blank if no change was made.
23. **Previous Course Number** – If the course was previously offered with a different course number, enter the previous course number. Leave blank if no change was made.
24. **Regional Postsecondary Education Center** – If a course is taught at one of the six official regional postsecondary education centers or the University Center of the Mountains, report in columns 44-45 the code from Table 28 that corresponds to its location. If not, leave blank.
25. **Semester** – Report the semester and year for the file being submitted. 1=summer, 2=fall, 3=spring. Example – 20192 = Fall 2019.
26. **Student Teaching Course** – Course must be coded in CIP 13 and be used to fulfill the student teaching requirement for initial certification at either the undergraduate or graduate level. For courses coded CIP 13, enter “Y” in column 130 if course is student teaching, otherwise enter “N.” If course is not coded CIP 13, leave blank.
27. **Supplemental/Enrichment Course** - Report the type of supplemental instruction provided from Table 26 in column 50, using the code between 0 and 9 which corresponds to the college readiness need being addressed. Leave the field blank if no supplemental instruction is offered.

## ENROLLMENT SUMMER/FALL/SPRING

### **Definitions**

1. **Academic Common Market** - SREB cooperative agreement whereby an out-of-state student from an SREB state is charged in-state rate when enrolled in an eligible degree program. Program eligibility is based on program unavailability in the student's home state along with the approval of the institution, the Council on Postsecondary Education, and the coordinating board of the student's home state.
2. **Audit Course** - A credit course will be defined as "audit" for a student who takes the course for zero hours' credit.
3. **Audit Student** - Student who is not enrolled in a certificate, diploma, or degree program but is enrolled only in one or more "audit course." (See instruction 21.d for information on degree-seeking students auditing courses.)
4. **Campus** – All property owned, leased, managed, or controlled by an institution of postsecondary education or one of its affiliated corporations, including but not limited to academic buildings; student housing and recreational facilities; residential facilities operated by any officially recognized student organization; and all sections of public property such as streets, sidewalks, and parking facilities immediately contiguous to campus buildings.
5. **CIP Code** – Classification of instructional programs as listed in table 16-A.
6. **CIP 32 Course Categories** – To be used only for courses coded CIP 32; leave blank if not a CIP 32 course. For each course coded CIP 32, assign a code from Table 26. The developmental

course field on the Type 3 enrollment file will be edited against this field for consistency of developmental/remedial course reporting.

7. **Co-Requisite** - A co-requisite course is a course that includes enhanced academic supports, such as additional hours of instruction, tutoring, mentoring, or advising that awards credit toward a credential or degree. Report 'Y' or 'N' in the Co-Requisite field.
8. **County, State, Territory, or Foreign Country of Origin** - County, state, territory, or country of legal residence at time of first admission to the institution.
9. **Course Level** - The level of offering for instructional courses. Course levels are assigned relative to the intended degree of complexity or expected level of student comprehension rather than the student level of those enrolled in the course. The course levels included within each discipline category are technical, lower division, upper division, and graduate.
10. **Course Title** – The full title of the course.
11. **Course Reference Number** - The institutionally-assigned number identifying a specific course, section, and semester.
12. **Declared Major** - The major program and degree level objective, according to the student's stated intent.
  - a. *First Major* - For the student who has declared intent to earn a certificate, diploma, or degree with more than one program of study (double major), the field of greater specialization and/or primary interest.
  - b. *Second Major* - For a student who has declared intent to earn a certificate, diploma, or degree with more than one program of study (double major), the field of secondary interest.
  - c. *Undecided, Undeclared Major (00.0000)* - The major field for a certificate-, diploma-, or degree-seeking student who has not declared a major or who, because of official institutional policy, is not permitted to declare a major.
13. **Declared Major or Program Prefix Code** – The alpha code indicating the level of a student's declared degree or program as listed in Table 15.
14. **Developmental/Remedial Course** - A course developed for and required of students who do not meet statewide college readiness benchmarks in mathematics, writing, or reading. The successful completion of one or more developmental courses in a given subject is required before a student can attempt college-level work in that subject. Students may receive credit for work in developmental courses (primarily for the purpose of student financial aid eligibility); but such credit does not meet the curricular requirements of a degree, certificate or other formal award. CPE USE: Developmental courses will not count as earned credit toward a degree and will not be included in the calculation of hours earned and the pseudo-GPA.
15. **Distance Learning** – Any for-credit instruction where more than 50 percent of the delivery of instruction may utilize any or all of the following: print material, e-mail, telephone, audio tape, video tape, television/VCR, satellite, or computer for access to CD ROM, interactive video, Internet, or the Web. The instructor must be physically separated from the students for the majority of the term. This criterion excludes sessions that may be scheduled individually, such as advising, labs, or testing. KTLN sections that originate from campus are considered distance learning courses.

16. **Doctor's Degree – Research/Scholarship** – A Ph.D. or other doctor's degree that requires advanced work beyond the master's level including the preparation and defense of a dissertation based on original research, or the planning and execution of an original project demonstrating substantial artistic or scholarly achievement. Doctoral programs at the comprehensive universities should be reported as professional practice (student classification 12) or other (student classification 35), not research/scholarship, in accordance with Senate Bill 130 (2011), amending KRS 164.295.
17. **Doctor's Degree – Research/Scholarship Dissertation Student** - Doctoral student who has completed all required coursework and is working on a research project or dissertation.
18. **Doctor's Degree–Other** - A doctor's degree that does not meet the definition of a doctor's degree-research/scholarship or a doctor's degree-professional practice. Doctoral programs at the comprehensive universities should be reported as professional practice (student classification 12) or other (student classification 35), not research/scholarship, in accordance with Senate Bill 130 (2011), amending KRS 164.295.
19. **Doctor's Degree – Professional Practice** – A doctor's degree that is conferred upon completion of a program providing the knowledge and skills for the recognition, credential, or license required for professional practice. The degree is awarded after a period of study such that the total time to the degree, including both pre-professional and professional preparation, equals at least six full-time equivalent academic years. Doctoral programs at the comprehensive universities should be reported as professional practice (student classification 12) or other (student classification 35), not research/scholarship, in accordance with Senate Bill 130 (2011), amending KRS 164.295.
20. **Dual Credit Course** – Dual credit is defined as a college-level course of study offered to high school students. This definition is consistent with KRS 164.002(4). Dual credit is enrollment in high school and college coursework with credit awarded by the college or university and the high school. A high school student may earn both high school and college credit (dual credit) for the same course upon completion of course requirements. A secondary student must apply to the public postsecondary institution and be accepted to participate in dual credit programs. The public postsecondary institution is responsible for the academic integrity of the courses for which postsecondary credit will be awarded.
21. **Enrichment** - Courses that support the transition to college via orientation to the institution and support of academic and social development.
22. **Ethnicity** – As noted in the Integrated Postsecondary Education Data System (IPEDS) Enrollment Survey instructions, a nonresident alien is a person who is not a citizen or national of the United States and who is in this country on a visa or temporary basis and does not have the right to remain indefinitely. As noted in the Council on Postsecondary Education Administrative Regulation 13 KAR 2:045 for determination of residency status for admission and tuition assessment purposes, the following nonimmigrant visa designations are not eligible to establish domicile or residency: B, C, D, F, H-2, H-3, H-4 if accompanying a person with an H-2 or H-3 visa, J, M, O, P, Q, S, TD, or TN. Students holding these visas should be reported as nonresident aliens.

Alternatively, resident aliens and other eligible (for financial aid purposes) non-citizens who are not citizens or nationals of the United States and who have been admitted as legal immigrants for the purpose of obtaining permanent resident alien status are to be reported in the appropriate racial/ethnic categories along with United States citizens. These students hold an alien registration card (Form I-551 or I-151), a Temporary Resident Card (Form I-688), or an Arrival-Departure Record (Form I-94) with a notation that conveys legal immigrant status (such as Section 207

Refugee, Section 208 Asylee, Conditional Entrant Parolee or Cuban-Haitian). Also, students with visa designations A, E, G, H-1, H-4 if accompanying a person with an H-1 visa, I, K, L, N, and R are permitted to establish domicile in the United States and should be reported in the appropriate racial/ethnic categories along with United States citizens.

A foreign student who lives outside the United States and who is taking only online courses should be reported as a nonresident alien.

23. **Extended Campus – Instructional** – A campus which is not geographically contiguous with the main campus and which has as its primary purpose the provision of courses and programs to the local community.
24. **Extended Campus – Other** – A campus which is not geographically contiguous with the main campus and which does not have as its primary purpose the provision of course enrollment and student services. These campuses can include research facilities, land grant/extension offices, or other facilities owned or controlled by the institution. These campuses may host an occasional class or class activity, but their primary purpose is not the provision of courses and programs to the local community.
25. Faculty Employment Status - Full-time, Part-time, Graduate Student. Part-time status defined as faculty who are less than full time (employed under thirty hours per week on average) and teach on a per-course-section basis (AAUP). Leave field blank if High School teacher of Record (column 26) is reported.
26. Faculty Tenure Status - Tenured, Tenure-Track, Non-Tenure Track. Leave field blank if High School teacher of Record (column 26) is reported.
27. Faculty Title - Professor, Associate Professor, Assistant Professor, Lecturer, Instructor, Supervisor of Students (eg clinical supervisor of nurses, student teachers, etc), Visiting Faculty, Teaching/Graduate Assistant, Other, Teaching Full-Time Administrator, and Medical School. Leave field blank if High School teacher of Record (column 26) is reported.
  - UofL, UK: For Research Universities, please report all medical school faculty as 11=medical school, rather than title levels such as Associate Professor.

The following definition of instructional faculty is used by the American Association of University Professors (AAUP) in its annual Faculty Compensation Survey (the part-time definitions are not used by AAUP). Instructional Faculty is defined as those members of the instructional-research staff whose major regular assignment is instruction, including those with released time for research. Use the directions below to determine inclusions and exclusions:

	Full-time	Part-time
A. Instructional faculty in preclinical and clinical medicine, faculty who are not paid (e.g., those who donate their services or are in the military), or research-only faculty, post-doctoral fellows, or pre-doctoral fellows	Exclude	Include only if they teach one or more non-clinical credit courses
B. Administrative officers with titles such as dean of students, librarian, coach, and the like, even though they may devote part of their time to classroom instruction and may have faculty status	Exclude	Include if they teach one or more non-clinical credit courses
C. Other administrators/staff who teach one or more non-clinical credit courses even though they do not have faculty status	Exclude	Include
D. Undergraduate or graduate students who assist in the instruction of courses, but have titles such as teaching assistant, teaching fellow, and the like	Exclude	Exclude
E. Faculty on sabbatical or leave with pay	Include	Exclude
F. Faculty on leave without pay	Exclude	Exclude
G. Replacement faculty for faculty on sabbatical leave or leave with pay	Exclude	Include

**Full-time instructional faculty**

28. **Fifth-Year Student** - Student who has earned at least 120 semester credit hours and is enrolled in a program with a five-year curriculum.
29. **First-Time Student** (Other than first-time transfer) –
- First-Time Undergraduate Student* - An undergraduate student who has not previously attended any postsecondary institution or who attended postsecondary level courses as a high school student and is currently enrolled for the first time since high school graduation. Include students who were first-time in the summer semester. DO NOT include students who are currently in high school taking postsecondary level courses. Includes first-time freshmen (01), first-time sophomore (02), first-time junior (03), and undergraduate nondegree students (05).
  - First-Time Graduate Student* - A student who has, for the first time, been classified as one of the following: master's (06), specialist's (07), doctor's-research/scholarship (08), doctor's – professional practice (12), doctor's - other (35), or graduate nondegree (16).
30. **First-Time Transfer Student** - A certificate, diploma, or degree-seeking student entering the reporting institution for the first time but known to have previously attended a postsecondary institution at the same level (e.g., technical, undergraduate, graduate). The student may transfer with or without credit.
31. **Freshman** - Student who has graduated from high school and earned fewer than 30 semester credit hours.
32. **Full-Time Equivalent (FTE)** – A single value providing a meaningful combination of full-time and part-time students. Full-time equivalent enrollments are calculated using the following formula.
- (Undergraduate student credit hours/15) + (headcount of medical, dental, and pharmacy students) + (headcount of doctoral dissertation students, post-doctoral students, and house staff) + (all other graduate SCH/12)
- Formula with coding details (Student Classification Codes are found on Table 7):  
 {(Student credit hours of classification 1, 2, 3, 4, 5, 13, 14, 19, 20 and 30)/15} + {headcount of classification 12 IF first major is equal to 51.1201, 51.0401, or 51.2001} + {headcount of classification 9, 10, 11 and 36} + {(SCH of classification 6, 7, 8, 16, 18, 25, 31, 32, 34, and 35)/12} + {(SCH of classification 12 IF first major is NOT equal to 51.1201, 51.0401, or 51.2001)/12}
33. **Full-Time Student** - An undergraduate student enrolled for at least 12 credit hours, or a graduate student enrolled for at least nine credit hours. Hours in courses taken for audit are to be included in the calculation of full-time status.
34. **General Education Courses** – The lower and upper division course that can be used to meet the institution's general education requirements as defined for the General Education Transfer Policy,
35. **Graduate Nondegree Student** - Student with at least a baccalaureate degree enrolled in the graduate school but not in a degree program.
36. **High School Student** - Student currently in high school and enrolled in postsecondary level courses; should be reported with 90.0000 -- nondegree program.

37. **House Staff (Residents and Interns)** - An individual with a recognized terminal professional degree in one of the health professions who is engaged in postgraduate training in a program in the individual field (conducted in the university hospital or one of its affiliated institutions).
38. **Intent to Transfer** – Indication on a student’s application to a KCTCS institution stating plans for further education at a four-year institution.
39. **International Exchange Student** - A student enrolled in a formal international exchange program between a Kentucky institution and a participating institution in another country.
40. **Junior** - Student who has earned at least 60, but fewer than 90, semester credit hours.
41. **Main Campus** – The campus which includes the primary business address of the institution and which houses the offices of its senior administrators.
42. **Master's Degree Student** - Student with at least a baccalaureate degree enrolled in a graduate program that results in a master's degree.
43. **Military Relationship**
- a. **Military active student** – Code A - student currently serves in the U.S. National Guard, is in the Reserve unit of any branch of the U.S. military, or is on Active Duty in any branch of the U.S. military.
  - b. **Military veteran student** – Code V - student formerly served in the U.S. National Guard, in the Reserve unit of any branch of the U.S. military, or on Active Duty in any branch of the U.S. military and was released under conditions other than dishonorable.
  - c. **Military connected student** – Code R - student’s spouse, parent or guardian serves in the U.S. National Guard, is in the Reserve unit of any branch of the U.S. military, is on Active Duty in any branch of the U.S. military or student is otherwise eligible for any military education benefits via the spouse, parent or guardian.
44. **Multi-Institution Program** – A program that involves resource sharing among multiple institutions or organizations. All participating institutions share responsibility for some aspects of the program’s delivery and quality. The appropriate faculty and staff of each participating institution will agree on the home school of enrollment for participating students, degree conferral, financial aid, program delivery, the allocation of equipment and facilities, provision of student services, assessment criteria, and the general management of the program. A copy of the program agreement will be submitted to the Council on Postsecondary Education prior to recognition of the arrangement on the CPE’s *Registry of Degree Programs*. This definition applies to joint, collaborative programs and other multi-institution agreements.
45. **National Exchange Student** - A student attending a Kentucky institution or a Kentucky student attending an out-of-state institution as part of the National Student Exchange Program.
46. **Net Credit Hour Enrollment** - Total semester credit hours for which a student is enrolled as of the census date.
47. **Net Headcount Enrollment** - Total number of students who are enrolled as of the census date.

48. **Off-Campus Instruction** - All courses taught at any location other than "on-campus."

49. **On-Campus Instruction** –

Universities: All courses taught within the boundaries of the main campus.

KCTCS: All courses taught within the boundaries of a formally designated campus of a college.

50. **Outcome Measures** - Per IPEDS is a full-year cohort (July 1 to June 30) [https://surveys.nces.ed.gov/ipeds/VisInstructions.aspx?survey=13&id=30101&show=all#chunk\\_1740](https://surveys.nces.ed.gov/ipeds/VisInstructions.aspx?survey=13&id=30101&show=all#chunk_1740), which includes all new undergraduate credential seeking students:

- First-time, full-time entering with cohort year FTFTXXXX For example FTFT1920 for SU19,FA19,SP20).  
Note for summer term, May/June starts please code as FTFT1819 and after July 1 you would code FTFT1920
- First-time, part-time entering FTPTXXXX For example, FTPT1920 for SU19,FA19,SP20).
- Non-first-time, full-time entering NFTFTXXXX For example NFTFT1920 for SU19,FA19,SP20)
- Non-first-time, part-time entering NFTPTXXXX For example NFTPT1920 for SU19,FA19,SP20)

51. **Post-Baccalaureate Certificate Student** - A student enrolled in a CPE-approved post-baccalaureate certificate program. Report with classification code 31 - Post-Baccalaureate Certificate, degree program prefix code T, and the appropriate post-baccalaureate certificate program CIP code.

52. **Previous Course Prefix** – If the course was previously offered with a different course prefix, enter the previous course prefix. Leave blank if no change was made.

53. **Previous Course Number** – If the course was previously offered with a different course number, enter the previous course number. Leave blank if no change was made.

54. **Post-Baccalaureate Undergraduate Degree-Seeking Student** - A student with a baccalaureate degree who is working toward another baccalaureate degree, an associate degree, a certificate, or a diploma. Report with classification code 30 - Post-Baccalaureate Degree-Seeking - and with the appropriate degree prefix and program CIP code.

55. **Post-Doctoral Student** – A student pursuing work in a program of study who has earned a doctoral or equivalent degree in an appropriate field. A post-doctoral student may be reported with major code 90.0000.

56. **Post-Doctor's Degree Professional Practice Certificate** – A student enrolled in a certificate program that provides advanced training and enhances knowledge in important areas of clinical or research specialization and specialty practice for individuals who hold a professional degree (e.g., J.D., D.M.D., or M.D.).

57. **Post-Master's Certificate Student** – A student enrolled in a CPE-approved post-master's certificate program. Report with classification code 32 – Post-Master's Certificate, degree program prefix code V, and the appropriate post-master's certificate program CIP code.



**58. Primary Distance Learning Mode of Delivery** – For each distance learning course, indicate the method of instructional delivery:

- a. Internet/World Wide Web.
- b. Site-to-site, 2 way, audio/video. Includes compressed video via land lines (e.g., T1 lines).
- c. Open Broadcast/Community Cable Television – A telecourse that is transmitted by traditional television open broadcast signal and that can usually be viewed in one’s home via antenna reception or local cable service.
- d. Print-Based, Audiotaped, Videotaped, Telephone, or CD.
- e. Satellite and Microwave Telecourse – Telecourse that requires students to report to a specific site to enroll in and view the course. Includes satellite and microwave delivery.
- f. Multiple modes – if the course uses more than one of the above modes.

**59. Project Graduate Student** – A Project Graduate student is one who:

Four-Year Public Institutions

- a. Does not already hold a bachelor’s degree.
- b. Has accumulated 80 or more undergraduate credit hours at any institution(s).
- c. Is entering or returning as a bachelor’s-degree-seeking student after not being enrolled at the institution where they are seeking admission or readmission for at least two years.
- d. **And** was contacted by and/or received services or benefits from Project Graduate, including recruitment, advising, tuition or fee waivers, scholarships, or other institutional services or benefits, as long as said benefits or services are unique to Project Graduate participants.

Two-Year Public Institutions

- a. Does not already hold associate’s degree.
- b. Has accumulated 30 or more undergraduate credit hours at any institution(s).
- c. Is entering or returning as an associate’s-degree-seeking student after not being enrolled at the institution where they are seeking admission or readmission for at least two years.
- d. **And** was contacted by and/or received services or benefits from Project Graduate, including recruitment, advising, tuition or fee waivers, scholarships, or other institutional services or benefits, as long as said benefits or services are unique to Project Graduate participants.

Project Graduate students should be flagged as such throughout their enrollment tenure, not just in the first semester of enrollment.

**60. Regional Postsecondary Education Center** – One of the six official regional postsecondary education centers and the University Center of the Mountains, listed in Table 28.

**61. Senior** - Student who has earned at least 90 semester credit hours.

**62. Sophomore** - Student who has earned at least 30, but fewer than 60, semester credit hours.

**63. Specialist's Degree Student** - Student with at least a master's degree enrolled in a graduate program that result in a specialist's degree.

64. **Student Teaching Course** – Course must be coded in CIP 13 and be used to fulfill the student teaching requirement for initial certification at either the undergraduate or graduate level.
65. **Supplemental/Co-requisite Course** – An entry-level, credit-bearing course in an academic department that offers supplemental academic support for students. Supplemental/Co-requisite Courses provide an avenue for students not meeting benchmarks to pursue a college-level course while overcoming their readiness needs through extra class sessions, additional labs, tutoring or monitoring of students. For example, a social science course might include extra sessions designed to improve reading comprehension. For purposes of reporting to CPE, only report a course as supplemental in writing, mathematics, science, or reading (codes 1-4) if the course can be substituted for a developmental/remedial course in that subject or if the course is designed for students scoring below the minimum placement or entrance exam score needed for placement in a regular (non-supplemented), credit-bearing class. CPE USE: Supplemental/Co-requisite Courses will be counted as earned credit toward a degree and will be included in the calculation of hours earned and the pseudo-GPA.
66. **Teach out Programs** – For programs which will no longer be offered by the institution.
67. **Teacher Preparation** - A teacher preparation program is designed to prepare an undergraduate or graduate student to become a licensed teacher. Programs can offer students specialized coursework in the grade level and the subjects they are interested in teaching. All teacher preparation programs must be certified through EPSB. <http://www.epsb.ky.gov/course/view.php?id=3>
68. **Transfer Credit** - The total semester credit hours recorded on the student's academic permanent record as accepted by the institution as transfer credit from all previously attended Kentucky or out-of-state institutions.
69. **Tuition Waiver for Foster and Adopted Children** - Institutions must identify enrolled students who received tuition waivers because they were adopted or foster children. The information from this survey will be used to determine the number of recipients enrolled and the number who received a degree. This information will be reported annually on November 30 to the Legislative Research Commission as mandated in KRS 164.2847.
70. **Transient Student** - A student in good standing in any recognized institution who enrolls at another institution for credit to be transferred back to the student's home institution where he is pursuing a credential. This includes distance learning students enrolled at another institution, summer students, etc.
71. **Undergraduate Nondegree Student** - Student who is enrolled for credit in technical or undergraduate courses but does not intend to receive a certificate, diploma, or degree from the institution. Should be reported with 90.0000 – nondegree program. (DO NOT include students who are currently in high school taking postsecondary level courses.)
69. **Undergraduate Student** – Student enrolled in a four- or five-year bachelor's degree program, an associate degree program, or in a vocational or technical program below the baccalaureate that is normally terminal and results in formal recognition.

## List of Tables

1	Institution FICE Codes (Independent).....	156
2	Ethnic Codes.....	157
3	Residency Status Codes.....	158
4-A	State Codes.....	159
4-B1	Foreign Countries and U.S. Territories Codes (Alphabetical by Country).....	160
4-B2	Foreign Countries and U.S. Territories Codes (Alphabetical by Code).....	169
5-A	Kentucky County Codes.....	178
5-B	Out-of-State County Codes for Reciprocity.....	179
6	Primary Distance Learning Mode of Delivery.....	185
7	Classification Codes.....	186
9	Institution and State FICE Codes.....	191
10	Course Level Codes.....	200
13-A	High School Codes (Alphabetical).....	201
13-C	High School Codes (Closed).....	204
15	Level of Degree and Declared Major and Program Prefix Codes.....	209
16-A	Classification of Instructional Programs (CIP) Codes.....	210
16-B	Undeclared and Nondegree Codes.....	211
26	Subject Codes for Developmental and Supplemental Courses.....	219
28	Regional Postsecondary Education Centers.....	220
29	Off-Campus Course Sites.....	221
40	Off-Campus Site Type Codes.....	275
44	Faculty Title.....	281

FORMAT OF TYPE 1 (STUDENT) RECORD  
(One Record Per Student)

1	Form - 1 - char(1)	60	Birth Date - mmddyyyy - zero fill - char(8)	119	Teach Outs - 1 or blank - 2-yr REQUIRED and 4-yr Recommended	176	Intent to Transfer (KCTCS only) - Y/N - char(1)		
2	Institution Number(FICE Code) - see Table 1 - char(8)	61		120	Declared Second Major - see Table 17 - left justify, blank fill, do not include decimal points - char(8)	177	Semester - char(5) - 1=summer, 2=fall, 3=spring. Example - 20192 = Fall 2019.		
3		62		121		178			
4		63		122		179			
5		64		123		180			
6		65		124		181			
7		66		125		182 Middle Name - left justify - char(15)			
8		67		126					
9		68		127					
10		Social Security Number - must be nonblank - char(9)		69			Race - See Table 2 - char(1)	128	Multi-Institutional Program First Major- blank or X - char (1)
11	70		Residency (A,B,C,D,E,F) - see Table 3 - char (1)	129	Multi-Institutional Program Second Major- blank or X - char (1)	184			
12	71		State/Country of Origin - FIPS for states - right justify, zero fill - see Tables 4A and 4B - char(2)	130	Permanent ZIP Code - char(5)	185			
13	72		73 County of Origin - FIPS - right justify, zero fill - see Table 5A - char(3)	131	135 High School GPA - numeric (two decimal places, right justified, zero fill) - char(3)	186			
14	73			132		187			
15	74			133		188			
16	75		134	189					
17	76		Reciprocity State - FIPS for states - right justify, zero fill - see Table 4A - char(2)	135	136	190			
18	77		Reciprocity County - FIPS - right justify, zero fill - see Table 5B - char(3)	137		191			
19	ID Type - 1=Valid SSN, 2=Other ID - char(1)		78	79	138	Institutional ID - Student's Internal ID - char(10) MANDATORY	192		
20	Last Name - left justify - char(25)	80	81		GRS (Y,N,P) - char(1)		140	193	
21		82	Number of hours accepted in transfer (right justify, zero fill, no decimal) - numeric(3)		141		194		
22		83	84		85		Full/Part-Time (F/P) - char(1)	142	195
23		84			86		Student Classification - see Table 7 - right justify, zero fill - char(2)	143	196
24		85	87		88		Blank - char(1)	144	197
25		86			89		First-Time Student (Y/N/S) - char (1)	145	198
26		87			90		First-Time Transfer(Y/N/S) - char (1)	146	199
27		88			91		Transfer FICE - FICE code of institution from which student transferred (must be coded if column 90 = Y) see Table 9 - char(8)	147	200
28		89			92		93	94	95
29		90		93	96	202			
30	91	94		97	203				
31	92	95		98	204				
32	93	96	99	Total Credit Hours - Numeric, Two decimal point, right justified, zero filled) - char (4)	150	205			
33	94	97	100	101	151	206			
34	95	100	101		152	207			
35	96	101	102		153	208			
36	97	102	103		Year of High School Graduation - yyyy - blank fill - char(4)	154	209		
37	98	103	104	105	155	210			
38	99	104	105		156	211			
39	100	105	106		157	212			
40	101	106	107		High School Code - see Table 13 - char(4)	158	213		
41	102	107	108		109	159	214		
42	103	108	109			160	215		
43	104	109	110			161	216		
44	105	110	111			Declared First Major - see Tables 16B and 17 - left justify, blank fill, do not include decimal points - char(8)	162	217	
45	First Name - expanded from 10 to 15 positions - left justify - char (15)	106	112			113	163	218	
46		107	113				164	White (Y/N) - char(1)	219
47		108	114	165			Non-Resident Alien (Y/N) - char(1)	220	
48		109	115	166			Race and Ethnicity Unknown (Y/N) - char(1)	221	
49		110	116	167			Project Graduate (Y/N) - char (1)	222	
50		111	117	168			Declared First Major Prefix - see Table 15 - left justify, blank fill - char(2)	223	
51		112	118	169	Declared Second Major Prefix - see Table 15 - left justify, blank fill - char(2)		224		
52		113	119	170	Declared Second Major - see Table 15 - left justify, blank fill - char(2)		225		
53		114	120	171	Current ZIP Code - char(5)		226		
54		115	121	172	173		227		
55	116	122	173	228					
56	117	123	174	229					
57	118	124	175	230					
58		125		231					
59		126		232					
		127		233					

**FORMAT OF TYPE 2 (COURSE) RECORD  
(One Record Per Student Per Course)**

1	Form - 2 - char (1)
2	Institution Number(FICE Code) - see Table 1 - char(8)
3	
4	
5	
6	
7	
8	
9	
10	Social Security Number - must be nonblank - char(9)
11	
12	
13	
14	
15	
16	
17	
18	
19	Course Prefix - expanded from 4 to 5 positions - left justify - char(5)
20	
21	
22	
23	
24	Course Number - expanded from 4 to 5 positions - left justify - char(5)
25	
26	
27	
28	
29	Section Number - expanded from 4 to 5 positions - right justify - char(5)
30	
31	
32	
33	
34	Credit Hours - Numeric, two decimal point, right justify, zero fill - numeric (4).
35	
36	
37	
38	Audit (Y/N) - char (1)
39	Blank - char (6)
40	
41	
42	
43	
44	
45	Institutional ID - Student's Internal ID - char (10)
46	
47	
48	
49	
50	
51	
52	
53	
54	

55	Institutional Course Reference Number - char(15)
56	
57	
58	
59	
60	
61	
62	
63	
64	
65	
66	
67	
68	
69	
70	Dual Credit Student - Y/N - char (1)
71	Semester - char(5) - 1=summer, 2=fall, 3=spring. Example -
72	20192 = Fall 2019.
73	
74	
75	
76	Co-requisite- Y/N Char (1)

FORMAT OF TYPE 3 (CLASS) RECORD

1	Form - 3 - char(1)
2	Institution Number(FICE Code) - see Table 1 - char(8)
3	
4	
5	
6	
7	
8	
9	
10	Course Prefix - expanded from 4 to 5 positions - left justify - char(5)
11	
12	
13	
14	
15	Course Number - expanded from 4 to 5 positions - left justify - char(5)
16	
17	
18	
19	
20	Section Number - expanded from 4 to 5 positions - right justify - char(5)
21	
22	
23	
24	
25	Dual Credit Course (Y/N) - char(1)
26	High School Teacher of Record (Y/N) - char(1)
27	Credit Hours - Minimum or fixed - Numeric, two decimal place, right justify, zero fill - numeric (4).
28	
29	
30	
31	Credit Hours - Maximum - Numeric, one decimal place, right justify, zero fill, leave blank if same as minimum - numeric(3)
32	
33	
34	1=On-Campus, 2=Off-Campus, 3=100% Distance Learning - char(1)
35	Blank - char (3)
36	
37	
38	Number of Students - right justify, zero fill - numeric(3)
39	
40	
41	Distance Learning Provider - I=Institutional, K=KYVC, N=No, Primary Dist Learn Mode of Delivery (see Table 6) -char(1)
42	
43	Course Level - see Table 10 - right justify, zero fill - char(2)
44	
45	Regional Postsecondary Education Centers - see Table 28 - char(2)
46	
47	Off-Campus Sites - see Table 29 - zero fill - char(3)
48	
49	
50	Developmental - 1,2,3,4, or 0 - blank fill - Table 26 - char(1)
51	Supplemented Course - 0-9 - Table 26 - char(1)
52	College or Department - char(5) OPTIONAL
53	
54	
55	
56	
57	Blank - char (1)
58	KYVC (Y/N) - char (1)
59	Institutional Course Reference Number - char (15) - MANDATORY
60	
61	
62	
63	
64	
65	
66	
67	
68	
69	
70	
71	
72	
73	

74	Semester - char(5) - 1=summer, 2=fall, 3=spring. Example - 20192 = Fall 2019.
75	
76	
77	
78	
79	2-digit CIP Code - Table 16A - char(2)
80	
81	Course Title (All caps) - left justify - char(50)
82	
83	
84	
85	
86	
87	
88	
89	
90	
91	
92	
93	
94	
95	
96	
97	
98	
99	
100	
101	
102	
103	
104	
105	
106	
107	
108	
109	
110	
111	
112	
113	
114	
115	
116	
117	
118	
119	
120	
121	
122	
123	
124	
125	
126	
127	
128	
129	
130	
131	Student Teaching Course Yes/No (Y/N) - CIP 13 only; if CIP in cols. 50-51 is not 13, then leave blank. char(1)
132	General Education Course - Code 1 - see Table 35 - char(2)
133	
134	General Education Course - Code 2 - see Table 35 - char(2)
135	
136	Previous Course Prefix - left justify; fill with blanks to the right - char(5)
137	
138	
139	
140	
141	Previous Course Number - left justify; fill with blanks to the right - char(5)
142	
143	
144	
145	

146	Faculty Employment Status: Full-time, Part-time, Graduate Student. (FT/PT/GS) - char(2) - Required
147	
148	Faculty Tenure Status: Tenured (T), Tenure-Track(TT), Non-Tenure Track (NT) - char(2) - Required
149	
150	Faculty Title - left justify - refer to table 44 char(2) - Required
151	

**DUE DATES:**  
**Summer: August 15      Fall: November 1**  
**Spring: March 30**

**RECONCILIATION FILE**  
**2019-20**

General Instructions

Report any record changes using this template. **Please highlight changes.** These changes should be **uploaded**, as an excel file, into KPEDSNG Generic File Submission. Once a file is uploaded, please email [Bethanie.Butler@ky.gov](mailto:Bethanie.Butler@ky.gov) for notification of submission. **DO NOT EMAIL THIS FORM.**

Institution Name: \_\_\_\_\_

FICE Code: \_\_\_\_\_

Reconciliation File

Academic Year Changed	Term Changed	Institution ID	SSN	DOB	First Name	Last Name	Middle Name	Corrected Institution ID	Corrected SSN	Corrected DOB	Corrected First Name	Corrected Last Name	Corrected Middle Name

# End-of-Term Credit

Summer 2019

Fall 2019

Spring 2020



DUE DATES: Summer 2019: November 30    Fall 2019: March 30 Spring 2020: August 31
---

**END-OF-TERM CREDIT  
SUMMER/FALL/SPRING**

**General Instructions**

The summer/fall/spring end-of-term enrollment files should include end-of-term enrollment in all attempted credit reported in the Type 2 record on the census date. For each fall term, spring term, and summer term, the Type 2 file will be sent back to the institutions immediately after the data has been finalized so that the Final Letter Grade and Final Numeric Grade can be added for each course record submitted earlier as part of the enrollment report for the corresponding term. All grades awarded up to 90 days after the last day of final exams should be processed and reflected on the file. This date must agree with the official university calendar.

Records cannot be added or removed from the original Type 2 file.

1. Final Letter Grade: For each attempted credit hour field in the Type 2 record submitted for the corresponding term, enter in columns 38-40 a letter grade reflecting the recorded grade 90 days after the end of the term. Single-letter grades such as “A” or “B” should be left justified.
2. Final Numeric Grade: For each attempted credit hour field in the Type 2 record submitted for the corresponding term, enter in columns 41-43 a numeric grade reflecting the recorded grade 90 days after the end of the term. The decimal will be implied. For example, for most people a grade of “B” would be represented numerically as “300.”
3. Semester: Report the semester and year for the file being submitted. 1=summer, 2=fall, 3=spring. Example – 20192 = Fall 2019.

# Council on Postsecondary Education

## KPEDS Grades Crosswalk

= Updated Information

= Error/Deleted

**Attempted** indicates that the student was enrolled in the course at the beginning of the term. Attempted credit hours are used to determine full and part time status, financial aid eligibility, etc.

**Completed** indicates that the student finished the course or otherwise completed a sufficient amount of work for the instructor to evaluate and assign a grade.

**Earned** indicates that the course credits may be used to fulfill curricular requirements. Developmental courses are not included.

**Developmental courses** meet one of the following criteria:

- 1) on the Type3 file CIP code = '32' and a remedial\_code of 1, 2, 3, 4, or 0.

**Procedure:** Institution assigned grades are standardized as indicated in the following chart. First, courses are identified as developmental or non-developmental as defined above; then, institutional grades are associated with the standard letter grade of the category to which they are assigned. For example, the grades 'A', 'A+' and 'A-' are each standardized as 'DA' if the course is developmental or 'A' if it is non-developmental. (Programming specifications are available on request.)

Performance	Non-Developmental Courses	Developmental Courses	EKU	KSU	MoSU	MuSU	NKU	UK	UofL	WKU	KCTCS
<b>Excellent</b>	<b>A</b>	<b>DA</b>									
	Attempted: Yes	Attempted: Yes		A	A	A	A+	A+	A+	A	A
	Completed: Yes	Completed: Yes	A				A	A	A	A*	
	Earned: Yes	Earned: No					A-	A-	A-		
	Value: 4.0	Value: <null>	A*								
In pseudo-GPA: Yes	In pseudo-GPA: No										

Performance	Non-Developmental Courses	Developmental Courses	EKU	KSU	MoSU	MuSU	NKU	UK	UofL	WKU	KCTCS
<b>Good</b>	<b>B</b> Attempted: Yes Completed: Yes Earned: Yes Value: 3.0 In pseudo-GPA: Yes	<b>DB</b> Attempted: Yes Completed: Yes Earned: No Value: <null> In pseudo-GPA: No	B	B	B	B	B+ B B-	B+ B B-	B+ B B-	B B*	B
	<b>C</b> Attempted: Yes Completed: Yes Earned: Yes Value: 2.0 In pseudo-GPA:: Yes	<b>DC</b> Attempted: Yes Completed: Yes Earned: No Value: <null> In pseudo-GPA: No	C	C	C	C	C+ C C-	C+ C C-	C+ C C-	C C*	C
<b>Poor</b>	<b>D</b> Attempted: Yes Completed: Yes Earned: Yes Value: 1.0 In pseudo-GPA: Yes	<b>DD</b> Attempted: Yes Completed: Yes Earned: No Value: <null> In pseudo-GPA: No	D	D	D	D	D+ D D-	D+ D D-	D+ D D-	D D*	D
	<b>F</b> Attempted: Yes Completed: Yes Earned: Yes Value: 0.0 In pseudo-GPA: Yes	<b>DF</b> Attempted: Yes Completed: Yes Earned: No Value: <null> In pseudo-GPA: No	F FN FX U UN F* FN*	F FX	E F N U	E WE	F	E F U XE XF	F U	F FN F*	E F

Performance	Non-Developmental Courses	Developmental Courses	EKU	KSU	MoSU	MuSU	NKU	UK	UofL	WKU	KCTCS
<b>Satisfactory in pass/no-pass course</b>	<p><b>P</b></p> <p>Attempted: Yes Completed: Yes Earned: Yes Value: &lt;null&gt; In pseudo-GPA: No</p>	<p><b>DP</b></p> <p>Attempted: Yes Completed: Yes Earned: No Value: &lt;null&gt; In pseudo-GPA: No</p>	P S CR	P	K	P CR	P	CR P S	P S	P NG	P
<b>Coursework unfinished, extension granted</b>	<p><b>I</b></p> <p>Attempted: Yes Completed: Yes Earned: No Value: 0.0 In pseudo-GPA: Yes</p>	<p><b>DI</b></p> <p>Attempted: Yes Completed: Yes Earned: No Value: &lt;null&gt; In pseudo-GPA: No</p>	I I* *I	I	I	I X	I	I Z UI	I X	X	I
<b>Multi-semester course, still in progress</b>	<p><b>O</b></p> <p>Attempted: Yes Completed: Yes Earned: No Value: &lt;null&gt; In pseudo-GPA: No</p>	<p><b>DO</b></p> <p>Attempted: Yes Completed: Yes Earned: No Value: &lt;null&gt; In pseudo-GPA: No</p>	IM IM* I^ I*^ *I^ IX		R	R NR IP	X K	IP SI UN	CR H NR	IP I O	IP MP

Performance	Non-Developmental Courses	Developmental Courses	EKU	KSU	MoSU	MuSU	NKU	UK	UofL	WKU	KCTCS
<b>Missing, null, not reported</b>	<p><b>M</b></p> <p>Attempted: Yes Completed: No Earned: No Value: &lt;null&gt; In pseudo-GPA: No</p>	<p><b>DM</b></p> <p>Attempted: Yes Completed: No Earned: No Value: &lt;null&gt; In pseudo-GPA: No</p>	[null]	[null]	[null]	[null]	[null]	[null]	[null]	[null]	[null]
<b>Withdrew passing</b>	<p><b>W</b></p> <p>Attempted: Yes Completed: No Earned: No Value: &lt;null&gt; In pseudo-GPA: No</p>	<p><b>DW</b></p> <p>Attempted: Yes Completed: No Earned: No Value: &lt;null&gt; In pseudo-GPA: No</p>	W WM W*	W	P W WY	W WP	W CW	DRP W	W	W	W DRP
<b>Audit</b>	<p><b>AU</b></p> <p>Attempted: Yes Completed: No Earned: No Value: &lt;null&gt; In pseudo-GPA: No</p>	<p><b>DU</b></p> <p>Attempted: Yes Completed: No Earned: No Value: &lt;null&gt; In pseudo-GPA: No</p>	AU NC AU*	AU	Y	AU	T N	AU N	AU NC	AU	AU

FORMAT OF TYPE 2 (COURSE) RECORD  
 END-OF-TERM CREDIT  
 (One Record Per Student Per Course)

1	Form - 2 - char(1)
2	Institution Number(FICE Code) - see Table 1 - char(8)
3	
4	
5	
6	
7	
8	
9	
10	Social Security Number - must be nonblank - char(9)
11	
12	
13	
14	
15	
16	
17	
18	
19	Course Prefix - expanded from 4 to 5 positions - left justify - char(5)
20	
21	
22	
23	
24	Course Number - expanded from 4 to 5 positions - left justify - char(5)
25	
26	
27	
28	
29	Section Number - expanded from 4 to 5 positions - right justify - char(5)
30	
31	
32	
33	
34	Credit Hours - Numeric, two decimal point, right justify, zero fill - numeric (4)
35	
36	
37	
38	Audit (Y/N) - char (1)
39	Final Letter Grade (Ex., A, B, C, etc.) left justified - char(3)
40	
41	
42	Final Numeric Grade - two decimal places (Ex., 300) - numeric(3)
43	
44	
45	Institutional ID - Student's Internal ID - char (10)
46	MANDATORY
47	
48	
49	
50	
51	
52	
53	
54	

55	Institutional Course Reference Number - char(15)
56	
57	
58	
59	
60	
61	
62	
63	
64	
65	
66	
67	
68	
69	
70	Dual Credit Student - Y/N - char (1)
71	Semester - char(5) - 1=summer, 2=fall, 3=spring. Example -
72	20192 = Fall 2019.
73	
74	
75	
76	Co-requisite- Y/N Char (1)

Transfer File

DUE DATE: July 1

**TRANSFER FILE  
TYPE T**

**General Instructions**

The purpose of this file is to capture all transfer credits accepted for enrolled students, not just the credits of first-time transfer students that were accepted in their first semester of enrollment as reported on the Type 1 file. Report all transfer credits accepted for undergraduate students who were enrolled during the academic year and for whom a Type 1 enrollment record was submitted during the summer – spring academic year. Report this information once a year and include data from all three reporting semesters (summer, fall, and spring). Do not include graduate students.

If transfer credits are accepted in a semester in which a student is not enrolled, report these credits in the student's next semester of enrollment. For instance, if an applicant is awarded transfer credit but does not enroll in the expected semester, do not report this credit until the semester in which the student enrolls, regardless of academic year. Or, if a student takes an online course at another university and the transfer credits are awarded during the summer or when the student is stopped-out, do not report these credits until the student's next semester of enrollment, regardless of academic year. This is to prevent transfer credits from being included in the file that are not actually used toward some academic objective by the student. No transfer credits should be reported for students who never enroll in your institution.

**Relationship between semester of credit acceptance and semester of enrollment**

	<b>Enrolled during semester</b>	<b>Not enrolled during semester</b>
<b>Credit accepted during semester</b>	Report in semester.	Report once in next semester of enrollment, regardless of academic year.
<b>Credit accepted during any previous semester</b>	Report in semester if record was not previously submitted to CPE. Do not report again in future semesters.	Do not report in semester. If student never enrolls, do not report transfer credits accepted.

Only report transfer credits once. If a transfer record has been reported to CPE in a previous year's transfer file, do not include it again, regardless of semester of enrollment. Report previously-accepted credits in the next semester of enrollment regardless of when the credits were accepted, as long as the credits are still valid.

Submit one record for each institution from which credit is accepted for each student. Report the semester the credit is accepted in columns 31-35. Report all transfer credits accepted regardless of whether the student is considered a first-time transfer or not. For example, a first-time transfer student may enter with coursework accepted from three institutions. That student will have three records for that term. A continuing student could take a summer or online class from another institution. When the student brings that transcript to your institution and you accept the credit, she would have one record of those credits reported on this file. If a student transfers in credit from one institution at two or more points in time, include one record for each instance. If a student transfers in credit from two or more institutions in the same state, include one record for each instance. Do not include records for students who were reported as first-time transfer, but without any transfer hours.



1. **Transfer FICE** – Report the FICE code of the sending institution for each student from a Kentucky institution. For each transfer from an out-of-state institution, report the code of the state (FIPS code), territory, or foreign country of the sending institution. Institution and state codes are listed in Table 9. If the sending institution is not listed and the coursework was taken online, report the transfer FICE according to the geographic location of the sending institution as listed in Table 9, regardless of the student’s residency at the time.
2. **General Education Certification Code** – In columns 36 and 37, provide the appropriate code from Table 36 for each first-time undergraduate transfer with a general education certification. Codes should be **left justified**. Report the code ‘x’ in Column 36 for each student with no certification.
3. **Category Certification** – If the General Education Certification Code is C (Category Certified), identify the categories in which the student is certified by placing a ‘Y’ or ‘N’ in each category option (columns 38-42).
4. **Academic Year** – Report the academic year for the file that is being submitted. Example – Academic Year 2019-20 should be reported as 201920.

### **Definitions**

1. **General Education Certification** – The formal certification as listed and defined in Table 36.
2. **Term** - Term refers to the academic reporting term when your institution accepts the credit and **not** the term the student took the course. Term is the year plus the semester coded as follows: summer = 20191; fall = 20192; spring = 20203.

**FORMAT OF TRANSFER RECORD  
TYPE T**

1	Form - T - char(1)
2	Institution Number(FICE Code) - see Table 1 - char(8)
3	
4	
5	
6	
7	
8	
9	
10	Social Security Number - must be nonblank - char(9)
11	
12	
13	
14	
15	
16	
17	
18	
19	BLANK - char(1)
20	Number of hours accepted in transfer - right justify,
21	zero fill, no decimal - numeric(3)
22	
23	Transfer FICE Code - FICE code of institution from
24	which student transferred - see Table 9 - char(8)
25	
26	
27	
28	
29	
30	
31	Term e.g. 20181 (summer 2018), 20182 (fall 2018),
32	20193 (spring 2019) - char(5)
33	
34	
35	
36	General Education Certification Code - see Table 36 -
37	char(2)
38	Communications - Y/N - char(1)
39	Humanities - Y/N - char(1)
40	Quantitative Reasoning - Y/N - char(1)
41	Natural Science - Y/N - char(1)
42	Social and Behavioral Sciences - Y/N - char(1)
43	Blank - char(3)
44	
45	
46	Blank - char(8)
47	
48	
49	
50	
51	
52	
53	
54	Institutional Student ID # (MANDATORY) - char(10)
55	
56	
57	
58	
59	
60	
61	
62	
63	
64	Academic Year - char(6) Ex., 201920
65	
66	
67	
68	
69	

# Entrance Exam File

**DUE DATE:**

**July 1, 2020**

**ENTRANCE EXAM FILE  
TYPE E**

**General Instructions**

The Entrance Exam file is designed to inform policies regarding the preparation and college-going experience of students entering an institution. The data reported on this file are used to determine the college readiness of entering students as defined in 13 KAR 2.020 (Guidelines for Admission to the State-supported Postsecondary Institutions in Kentucky) and the Unified Strategy for College and Career Readiness (Senate Bill 1) enacted in 2009. The procedures used to determine college-readiness are described in Table 43.

Nothing in this description of data reporting requirements is intended to imply or require that any student should be placement tested or placed into developmental coursework.

**All exam scores should be entered by June 30<sup>th</sup>.**

**The Cohort**

The Type E file contains one record for each undergraduate degree-seeking student who enrolled for the first time at an institution during the academic year. **Both first-time in college students and first-time transfer students are included. This annual file is expected to include all students so defined on the previous summer, fall and spring semester Type 1 files. Include a record for each student in the cohort, even if all placement data is blank.**

Undergraduate degree and credential-seeking students are identified on the Type 1 enrollment file with a student classification of Freshman (01), Sophomore (02), Junior (03), Senior (04), or Fifth-Year at UK only (14), and may be pursuing a bachelor's or associate degree, a certificate, or diploma. Nondegree students (classification 05), Post-Baccalaureate Undergraduate Degree-Seeking (30) and dually-enrolled students (classifications 19 and 20) are NOT included.

**Exemptions from Testing Requirement Based on Prior Courses Taken**

Transfer students and first-time students entering with college-level coursework taken in high school may not be required to undergo placement testing under [13 KAR 2:020](#) if the student meets one of the following criteria:

1. The student has successfully completed one of the supplemental/corequisite or developmental courses at a Kentucky public institution, meeting the learning outcomes for readiness.

2. The student has successfully completed, at any institution, supplemental/corequisite or developmental course which the reporting institution has determined meets the system-wide learning outcomes for that.
3. The student has successfully completed, at any institution, a college-level course which the reporting institution has determined is equivalent to a college-level course at their own institution that demonstrates college-level proficiency in a given subject (math, English, or reading).

## **The Data**

The data to be reported on the Entrance Exam file include 1) ACT subject and composite scores; 2) SAT scores; 3) scores on the test(s) for which statewide standards for college readiness have been established; 4) an indication of whether or not another commercial or institutionally-developed exam was administered by the institution for purposes of placement; 5) for cases in which another test (referenced in #4) was administered, an indication of the resulting course-level placement; and 6) each student's exemption from a placement testing requirement, if applicable.

All scores should be reported as superscores. A superscore is the highest score on an exam or subsection of an exam achieved on multiple attempts. Superscores may come from a single administration of an exam or from a combination of administrations. If your institution recalculates a composite or total score based on superscores drawn from a combination of administrations, the recalculated total score should be reported to CPE.

All students included in the Entrance Exam file cohort are expected to have at least one field reported in each subject area (math, writing, and reading), whether a test score, an institutional placement assessment result, or an exemption flag.

## **Definitions and Instructions**

1. **Placement** -- the assignment of a student to a course appropriate to the student's assessed level of readiness in that subject. Courses are defined primarily as developmental or college-level although math has two advanced levels: college algebra and calculus. Course placement is directed by results on one or more entrance exams, a placement exam, or prior college-level coursework completed.
2. **ACT Scores** –The mathematics, English, reading, science reasoning, and composite scores on the ACT assessment that the institution used for placement purposes. Test dates are included for each subscore to indicate when that subsection of the test was taken. ACT scores are reported as superscores.
3. **SAT Scores** –The Evidence-Based Reading and Writing, mathematics and total scores on the SAT Assessment administered March 2016 or later that the institution used for placement purposes **or** the Critical Reading, Mathematics, Writing and total scores on the SAT Assessment prior to March 2016 that the institution used for placement purposes. Test dates are included for each subscore to indicate when that subsection of the test was taken.
4. **Statewide Placement Exams** – Standardized, subject-specific exams with statewide minimum readiness standards. These exams are administered on campus to supplement or

in lieu of ACT or SAT scores, and the results are used to refine the level of placement suggested by the ACT or SAT alone.

5. **Institutional Placement Assessment** – Includes all instruments administered on-campus which:
- a. Are institutionally-developed, or if standardized, do not have a statewide standard for college readiness (see table 39),
  - b. supplement or are given in lieu of ACT, SAT, statewide benchmarked exams, or by transcript evaluation of prior coursework, including AP, IB and CLEP and
  - c. are used to refine the level of placement suggested by the ACT, SAT or statewide benchmarked exams alone.

Students administered assessments conforming to these criteria are to be reported as ‘Y’.

Students who were not given an institutional placement assessment should be reported as ‘N’.

No blanks permitted.

6. **Institutional Placement Decision** – The course level to which a student is assigned based on assessed readiness in a subject.

Institutional placement assignment of students whose institutional placement assessment code is ‘Y’ are to be reported by subject as follows:

<u>Code</u>	<u>Description</u>
1	Student placed in college-level course without supplemental/corequisite instruction. (College-ready)
2	Student placed in a credit-bearing course with required supplemental/corequisite instruction (using CPE’s narrow definition of supplemental instruction). (Not college-ready)
3	Student placed in a non-credit-bearing developmental course (Not college-ready)

Institutional placement decision of students whose institutional placement assessment code is ‘N’ are to be reported by subject as follows:

4	Not Applicable – Student not tested with institutional placement assessment and reported as N in #5 above. Placement based upon standardized assessment.
---	--

7. **Exemption Status** – Whether or not an entering student is exempted from the state placement testing requirement based on standards established by [13 KAR 2:020](#). Exemption status is to be reported by subject with an “E” if exempt and “N” if not exempt.
8. **Academic Year** – Report the academic year for the file that is being submitted. Example – Academic Year 2019-20 should be reported as 201920.

**Statewide Benchmarked Placement Exams  
Reported in the Entrance Exam File**

<u><b>Math</b></u>	<u><b>Reading</b></u>	<u><b>Writing</b></u>
COMPASS Algebra	COMPASS Reading	COMPASS WritingSkills
COMPASS College Algebra	KYOTE College Readiness Math	COMPASS e-Write (8-point)
KYOTE College Algebra Domain	KYOTE Reading, Scaled Score	COMPASS e-Write (12-point)
GED Mathematical Reasoning	COMPASS ESL	KYOTE Writing
PARCC Mathematics	GED Reasoning through the Language Arts	PARCC English Language Arts/Literacy
Smarter Balanced Mathematics	Smarter Balanced English/Language Arts	

**FORMAT OF ENTRANCE EXAM RECORD**  
(One record per student)

1	Form - E - char(1)
2	Institution Number(FICE
3	Code) - see Table 1 -
4	char(8)
5	
6	
7	
8	
9	
10	Social Security Number -
11	must be nonblank -
12	char(9)
13	
14	
15	
16	
17	
18	
19	Last Name - left justify - c
20	
21	
22	
23	
24	
25	
26	
27	
28	
29	
30	
31	
32	
33	
34	
35	
36	
37	
38	
39	
40	
41	
42	
43	
44	First Name - left justify -
45	char(15)
46	
47	
48	
49	
50	
51	
52	
53	
54	
55	
56	
57	
58	

59	ACT Math Score -
60	char(2) zero fill
61	Test Date of ACT
62	Math Score
63	(MMYYYY) - char(6)
64	
65	
66	
67	ACT English Score -
68	char(2) zero fill
69	Test Date of ACT
70	English Score
71	(MMYYYY) - char(6)
72	
73	
74	
75	ACT Reading Score -
76	char(2) zero fill
77	Test Date of ACT
78	Reading Score
79	(MMYYYY) - char(6)
80	
81	
82	
83	ACT Science Score -
84	char(2) zero fill
85	Test Date of ACT
86	Science Score
87	(MMYYYY) - char(6)
88	
89	
90	
91	ACT Composite Score -
92	char(2) zero fill
93	Test Date of ACT
94	Composite Score
95	(MMYYYY) - char(6)
96	
97	
98	
99	SAT Critical Reading
100	Score - char(3)
101	
102	Test Date of SAT
103	Critical Reading Score
104	(MMYYYY) - char(6)
105	
106	
107	
108	SAT Mathematics
109	Score - char(3)
110	

111	Test Date of SAT
112	Mathematics Score
113	(MMYYYY) - char(6)
114	
115	
116	
117	SAT Writing Score -
118	char(3)
119	
120	Test Date of SAT
121	Writing Score
122	(MMYYYY) - char(6)
123	
124	
125	
126	SAT Total Score -
127	char(4) zero fill
128	
129	
130	Test Date of SAT Total
131	Score (MMYYYY) -
132	char(6)
133	
134	
135	
<b>Math Statewide Placement Exams</b>	
136	KYOTE College
137	Readiness Math -
138	char(3) right justify,
139	zero fill
140	KYOTE College
141	Algebra Domain Score
142	- char(3) right justify,
143	zero fill
144	
145	COMPASS Algebra -
146	char(3) right justify,
147	zero fill
148	Asset Elementary
149	Algebra - char(3) right
150	justify, zero fill
151	Asset Intermediate
152	Algebra Score -
153	char(3) right justify,
154	zero fill
<b>English Statewide Placement Exams</b>	
154	KYOTE Writing Score -
155	char(3) right justify,
156	zero fill
157	COMPASS Writing
158	Skills Score - char(3)
159	right justify, zero fill
160	COMPASS E-Write (8
161	point scale) Score -
162	char(3) right justify,

163	COMPASS E-Write (12 point
164	scale) Score - char(3) right
165	justify, zero fill
<b>Reading Statewide Placement Exams</b>	
166	KYOTE Reading Score -
167	char(3) right justify, zero fill
168	
169	COMPASS Reading Score -
170	char(3) right justify, zero fill
171	
172	COMPASS ESL Reading
173	Score - char(3) right justify,
174	zero fill
175	Asset Reading Skills Score -
176	char(3) right justify, zero fill
177	
<b>Institutional Placement Exams</b>	
178	MATH Institutional Placement
179	Assessment - char(1) - Y/N
180	Report Institutional MATH
181	Placement Decision- char(1) -
182	1/2/3/4
182	WRITING Institutional
183	Placement Assessment -
184	char(1) - Y/N
183	Report Institutional WRITING
184	Placement - char(1) - 1/2/3/4
185	
186	
187	
188	
189	
190	
191	
192	
193	
194	Institutional Student ID# -
195	char(10)
195	Math Exemption Flag
196	("E"/"N")
196	Writing Exemption Flag
197	("E"/"N")
196	Reading Exemption Flag
197	("E"/"N")
197	Academic Year - char(6)
198	
199	
200	
201	
202	

203	Middle Name - left justify - char(15)
204	
205	
206	
207	
208	
209	
210	
211	
212	
213	
214	
215	
216	
217	
218	Name Suffix - left justify - char(5)
219	(Ex: Jr., Sr., II, III)
220	
221	
222	
223	GED Math Score - char(3)
224	
225	
226	GED Language Arts Score - char(3)
227	
228	
229	PARCC Math Level - char(1)
230	PARCC Language Arts Level - char(1)
231	Smarter Balanced Math Level - char(1)
232	Smarter Balanced Language Arts Level -
233	char(1)
233	SAT - Writing and Language Test
234	char(2)
235	SAT - Reading Test char(2)
236	
237	<u>SAT2 - Math char(2)</u>
238	



# Student Financial Aid

DUE DATE: November 15, 2020
--------------------------------

## **STUDENT FINANCIAL AID FILE**

### **General Instructions**

This file will include records for all undergraduate students who received financial aid from any source during the 2018-19 academic year, whether or not a FAFSA was filed. This includes students who received tuition waivers as their only form of financial aid. The amounts reported should be the cumulative total of all aid given to a student within a single category at any time within the 2018-19 academic year. Undergraduate students are defined by student classification in Table 7 of the database guidelines and the records submitted will be edited to match an institution's Type 1 enrollment records for the academic year.

All aid amounts should reflect student financial aid that has been disbursed, not awarded. Funds include those that the financial aid office awards to a student through the Bursar's Office. Funds that are based upon a third party billing are considered disbursed aid and should be included in the data. Likewise, private aid, such as employer reimbursements or outside scholarships that are paid directly to the students and do not go through the financial aid office should be reported to the extent that the financial aid office is aware of the aid awarded. Dollar amounts for the aid fields are five digits long to capture amounts up to \$99,999.49 rounded to the nearest dollar, without commas or decimals. For example, an aid amount of "\$12,345.78" should be submitted as "12346." The income fields are eight digits long to capture amounts up to \$9,999,999.49 rounded to the nearest dollar, with a negative sign but without commas or decimals. Negative numbers should be reported in these fields with a negative sign.

## **Data Definitions:**

1. **Employer Paid Tuition** – This field includes tuition paid by third-party employers only, to the extent that the student financial aid office is aware of tuition paid by third party employers. Tuition waivers given to faculty/staff and their families should not be included here, but should be included in the Tuition Waivers field.
2. **FAFSA/ISIR Cost of Attendance (COA)** – This field should reflect the student’s most updated amount that was used for calculating student aid during the academic year, including the FAFSA/ISIR COA or one that has been adjusted by your institution.
3. **FAFSA/ISIR Dependency Status** – This field should reflect the student’s most updated status during the academic year and should be reported using ISIR codes:
  - D = Dependent, calculated EFC provided
  - I = Independent, calculated EFC provided
  - X = Dependent rejected, no EFC calculated
  - Y = Independent rejected, no EFC calculated
  - Blank = missing
4. **FAFSA/ISIR Expected Family Contribution (EFC)** – This field is for the student’s primary EFC and should reflect the student’s most updated amount that was used for calculating student aid during the academic year including the FAFSA/ISIR EFC or one that has been adjusted by your institution. If a student’s EFC is “None Calculated,” report this under the dependency code, as on the ISIR. Because zero (0) is a valid value in this field, do not use zero (0) for missing values. Leave missing values blank.
5. **FAFSA/ISIR Dependents Other than Children/Spouse** – This field should reflect the student’s most updated status during the academic year and should be reported using ISIR codes:
  - 1 = Yes
  - 2 = No
  - Blank = missing
6. **FAFSA/ISIR Father’s Educational Level** – The father’s highest grade level completed should reflect the student’s most updated status during the academic year and should be reported using ISIR codes:
  - 1 = Middle School/Jr. High
  - 2 = High School
  - 3 = College or beyond
  - 4 = Other/Unknown
  - Blank = missing

7. **FAFSA/ISIR Grade Level in College** – This field should reflect the student’s most updated status during the academic year and should be reported using ISIR codes. Because zero (0) is a valid value in this field, do not use zero (0) for missing values. Leave missing values blank.
- 0 = 1st year, never attended college before
  - 1 = 1st year, attended college before
  - 2 = 2nd year/sophomore
  - 3 = 3rd year/junior
  - 4 = 4th year/senior
  - 5 = 5th year/other undergrad
  - Blank = missing
8. **FAFSA/ISIR Have Children You Support** – This field should reflect the student’s most updated status during the academic year and should be reported using ISIR codes:
- 1 = Yes
  - 2 = No
  - Blank = missing
9. **FAFSA/ISIR Marital Status (Student’s)** – This field should reflect the student’s most updated status during the academic year and should be reported using ISIR codes:
- 1 = Single
  - 2 = Married/Remarried
  - 3 = Separated
  - 4 = Divorced or Widowed
  - Blank = missing
10. **FAFSA/ISIR Mother’s Educational Level** – The mother’s highest grade level completed should reflect the student’s most updated status during the academic year and should be reported using ISIR codes:
- 1 = Middle School/Jr. High
  - 2 = High School
  - 3 = College or beyond
  - 4 = Other/Unknown
  - Blank = missing
11. **FAFSA/ISIR Parent’s Adjusted Gross Income from IRS Form** – This field should reflect the most updated amount that was used for calculating student aid during the academic year, including the FAFSA/ISIR amount or adjustments made by your institution. Because zero (0) is a valid value in this field, do not use zero (0) for missing values. Leave missing values blank.
12. **FAFSA/ISIR Student Adjusted Gross Income from IRS Form** – This field should reflect the most updated amount that was used for calculating student aid during the academic year, including the FAFSA/ISIR amount or adjustments made by your institution. Because zero (0) is a valid value in this field, do not use zero (0) for missing values. Leave missing values blank.

- 13. FAFSA/ISIR Total Income (TI: Family Income)** – This field should reflect the most updated amount that was used for calculating student aid during the academic year, including the FAFSA/ISIR amount or adjustments made by your institution. Because zero (0) is a valid value in this field, do not use zero (0) for missing values. Leave missing values blank.
- 14. Federal Financial Aid Fields** – These fields should include the cumulative amount of financial aid disbursed to each student from a particular federal program throughout the academic year, including the fall, spring, and summer semesters.
- 15. Institutional Grants and Scholarships** – Includes institutional grants, scholarships, fellowships, and other aid which the student does not need to pay back and which does not include a work expectation. Following IPEDS, “These awards do not require the performance of services by the recipient while a student (such as teaching) or subsequently. The term does not include loans to students (subject to repayment), College Work-Study Program (CWS), or awards granted because of faculty or staff status. Also not included are awards to students where the selection of the student recipient is not made by the institution. Examples of this would include Lions Club scholarships where the club selects the recipient and Wal-Mart scholarships where the company names the recipient.” If a third party selects the student recipient, this award should be included under “Scholarships/Grants from Third Parties.”
- 16. Institutional Need-Based Grants/Scholarships, Loans, or Work-Study** – The cumulative academic year amount of institutional aid of that particular type (scholarships, loans, or work-study) disbursed to a student based solely on financial need as determined by the Federal Methodology (federal Cost of Attendance (COA) minus federal Expected Family Contribution (EFC)). If any factor other than need is used to determine eligibility for a portion of a student’s aid, report that portion as non-need or mixed need/non-need-based aid as appropriate.
- 17. Institutional Need/Non-Need-Based Grants/Scholarships, Loans, or Work-Study** – The cumulative academic year amount of institutional aid of that particular type (scholarships, loans, or work-study) disbursed to a student based on any combination of financial need as determined by the Federal Methodology (federal Cost of Attendance (COA) minus federal Expected Family Contribution (EFC)) and characteristics other than financial need, including academic achievement, geography, demographics or special skills, talents, etc. Leave these fields blank if your institution does not have programs which combine need and non-need factors (as these terms are defined in this document) in the disbursing of aid.
- 18. Institutional Non-Need-Based Grants/Scholarships, Loans, or Work-Study** The cumulative academic year amount of institutional aid of that particular type (scholarships, loans, or work-study) disbursed to a student based solely on characteristics other than financial need, including academic achievement, geography, demographics, or special skills, talents, etc. If need is used to determine eligibility for a portion of a student’s aid, report that portion as need or mixed need/non-need-based aid as appropriate.

19. **Kentucky’s Affordable Pre-Paid Tuition (KAPT)** – The Council is aware that some institutions do not have the ability to report this item. In that case, leave this field blank.
20. **Scholarships/Grants from Third Parties** – This category includes awards to students where the selection of the student recipient is not made by the institution. Examples of this would include Lions Club scholarships where the club selects the recipient and Wal-Mart scholarships where the company names the recipient. A standing scholarship program funded by a third party for which the institution chooses the student recipients should be recorded under “Institutional Grants and Scholarships.”
21. **Tuition Waivers and Discounts** – This field includes any tuition waiver or discount given to faculty/staff and their families, as well as statutory tuition waivers such as those granted to former foster children or veterans. A tuition waiver is tuition not charged to the student’s account, or a waiver of all or part of the tuition due; a waiver includes no funding from internal or external sources. Regardless of accounting procedures at your particular institution, it is the intent of this data element to capture the value of tuition that is not charged, whether a discount or a waiver.
22. **Kentucky Coal County College Completion Scholarship** – Total aid disbursed to student through this targeted scholarship program for juniors and seniors from a nine-county region in eastern Kentucky. \*Only students at a limited number of institutions and locations are eligible for this scholarship; only institutions listed below should report in this field:
- a. Alice Lloyd College
  - b. University of Pikeville
  - c. Morehead State University (Prestonsburg campus only)
  - d. Lincoln Memorial University (Southeast Kentucky Community and Technical College site only)
  - e. Lindsey Wilson College (Big Sandy and Southeast Kentucky Community and Technical College sites only).
- \*For those institutions accepting the scholarship for students pursuing a major not offered by the six listed Kentucky institutions, please populate this field**
23. **Student Housing** – This field reports whether a student is living in housing provided by the institution. Report Y for Yes if a student is charged (to live in an institution’s housing program) for any term during the aid year.
24. **Student Campus Housing Annual Charge** – Student campus housing annual charge for Academic Year.
25. **Annual Lab and Course Fees** – Annual lab and course fees for Academic Year.
26. **Annual Meal Charges**- Annual meal charges for Academic Year.
27. **Annual Tuition Charged** – Annual tuition charged for Academic Year.

**28. Annual Comprehensive Fees** – Fees not charged per course (ex. technology, student activities, orientation, etc.).

**29. Academic Year** – Report the academic year for the file that is being submitted. Example – Academic Year 2019-20 should be reported as 201920.

**STUDENT FINANCIAL AID FILE LAYOUT**

**(One Record Per Student)**

1	Form Number - A - char(1)
2	Institution Number (FICE Code) - see Table 1 - char(8)
3	
4	
5	
6	
7	
8	
9	
10	Social Security Number - must be nonblank - char(9)
11	
12	
13	
14	
15	
16	
17	
18	
19	Last Name - expanded from 15 to 25 positions - left justify - char(25)
20	
21	
22	
23	
24	
25	
26	
27	
28	
29	
30	
31	
32	
33	
34	
35	
36	
37	
38	
39	
40	
41	
42	
43	
44	First Name - expanded from 10 to 15 positions - left justify - char(15)
45	
46	
47	
48	
49	
50	
51	
52	
53	
54	
55	
56	
57	
58	
59	FAFSA/ISIR Cost of Attendance (COA) - char(5)
60	
61	
62	
63	
64	FAFSA/ISIR - Expected Family Contribution (EFC) - char(5)
65	
66	
67	
68	
69	FAFSA/ISIR - Total Income (TI: Family Income) - char(8)
70	
71	
72	
73	
74	
75	
76	
77	FAFSA/ISIR - Student Adjusted Gross Income (from IRS form) - char(8)
78	
79	
80	
81	
82	
83	
84	
85	FAFSA/ISIR - Parents' Adjusted Gross Income (from IRS form) - char(8)
86	
87	
88	
89	
90	
91	
92	

93	FAFSA/ISIR - Dep. Status - char(1)
94	FAFSA/ISIR - Stud. Marital Status - (1)
95	FAFSA/ISIR - State of Legal Res. - char(2)
96	
97	FAFSA/ISIR - Grade Level in College - (1)
98	FAFSA/ISIR - Father's Educ. Level - (1)
99	FAFSA/ISIR - Mother's Educ. Level - (1)
100	FAFSA/ISIR - Children (1,2,blank) - char(1)
101	FAFSA/ISIR - Other Dependents (1,2,blank)
102	Pell Grants - char(5)
103	
104	
105	
106	
107	Subsidized Stafford Loans (FFEL or Direct) - char(5)
108	
109	
110	
111	
112	Unsubsidized Stafford Loans (FFEL or Direct) - char(5)
113	
114	
115	
116	
117	PLUS Parent Loans (FFEL or Direct) - char(5)
118	
119	
120	
121	
122	Perkins Loans - char(5)
123	
124	
125	
126	
127	Federal SEOG Grants - char(5)
128	
129	
130	
131	
132	Federal Work Study - char(5)
133	
134	
135	
136	
137	Robert Byrd Honors Scholarships - char(5)
138	
139	
140	
141	
142	Federal Health Professions Loans (Nursing, HPSL, Primary Care, Disadvantaged) - char(5)
143	
144	
145	
146	
147	Federal Health Professional Disadvantaged Students Scholarships - char(5)
148	
149	
150	
151	
152	The National Science and Mathematics Access to Retain Talent Grant (National SMART Grant) - char(5)
153	
154	
155	
156	
157	Federal Academic Competitiveness Grant (ACG) - char(5)
158	
159	
160	
161	
162	College Access Program (CAP) Grants - char(5)
163	
164	
165	
166	
167	Kentucky Educational Excellence Scholarships (KEES) - char(5)
168	
169	
170	
171	
172	Kentucky Tuition Grants - char(5)
173	
174	
175	
176	
177	Kentucky Teacher Awards - char(5)
178	
179	
180	
181	

182	Early Childhood Development Scholarships - char(5)
183	
184	
185	
186	
187	Kentucky National Guard Tuition Award Program - char(5)
188	
189	
190	
191	
192	Kentucky Minority Educator Recruitment and Retention Scholarships - char(5)
193	
194	
195	
196	
197	KHEAA Work Study - char(5)
198	
199	
200	
201	
202	Other State Grants - char(5)
203	
204	
205	
206	
207	Institutional Need-Based Grants and Scholarships - char(5)
208	
209	
210	
211	
212	Institutional Need/Non-Need-Based Grants and Scholarships - char(5)
213	
214	
215	
216	
217	Institutional Non-Need-Based Grants and Scholarships - char(5)
218	
219	
220	
221	
222	Institutional Need-Based Loans - char(5)
223	
224	
225	
226	
227	Institutional Need/Non-Need-Based Loans - char(5)
228	
229	
230	
231	
232	Institutional Non-Need-Based Loans - char(5)
233	
234	
235	
236	
237	Institutional Need-Based Work Study - char(5)
238	
239	
240	
241	
242	Institutional Need/Non-Need-Based Work Study - char(5)
243	
244	
245	
246	
247	Institutional Non-Need-Based Work Study - char(5)
248	
249	
250	
251	
252	Scholarships/Grants from Third Parties - char(5)
253	
254	
255	
256	
257	Employer Paid Tuition - char(5)
258	
259	
260	
261	
262	Tuition Waivers and Discounts - char(5)
263	
264	
265	
266	
267	ROTC/Armed Forces Grants - char(5)
268	
269	
270	
271	

272	JTPA, Job Training, Vocational Rehabilitation - char(5)
273	
274	
275	
276	
277	Bureau of Indian Affairs Grants - char(5)
278	
279	
280	
281	
282	Scholarships/Grants from State Agencies Outside Kentucky - char(5)
283	
284	
285	
286	
287	Other Loans (Private, Commercial, etc.) - char(5)
288	
289	
290	
291	
292	Kentucky's Affordable Prepaid Tuition (KAPT) - char(5)
293	
294	
295	
296	
297	Veterans' Benefits - char(5)
298	
299	
300	
301	
302	Kentucky Coal County College Completion Scholarship - char(5)
303	
304	
305	
306	
307	Academic Year - char(6) Ex., 201819.
308	
309	
310	
311	
312	
313	Middle Name - left justify - char(15)
314	
315	
316	
317	
318	
319	
320	
321	
322	
323	
324	
325	
326	
327	
328	Name Suffix - left justify - char(5)
329	
330	
331	
332	
333	Institutional ID - Student's Internal ID - char(10)
334	
335	
336	
337	
338	
339	
340	
341	
342	
343	Dual credit scholarship - char(5)
344	
345	
346	
347	
348	KY Work Ready Scholarship - char(5)
349	
350	
351	
352	
353	Student Housing (Y/N) - char(1)
354	Student Campus Housing Annual Charge - char(5)
355	
356	
357	

358	Annual Lab and Course Fees - char(5)
359	
360	
361	
362	
363	Annual Meal Charges- char(5)
364	
365	
366	
367	
368	Annual tuition charged - char(5)
369	
370	
371	
372	
373	Annual Comprehensive Fees - char(5)
374	
375	
376	
377	



Licensure  
and  
Certification Exams

DUE DATE: OCTOBER 1
------------------------

## LICENSURE AND CERTIFICATION EXAMS REPORT

### **General Instructions**

Each fall, institutions will report, as appropriate, pass rates for licensure/certification exams for the indicated professions:

- Attorney
- Dentist
- Pharmacist
- Physician
- Radiologic Technologist
- Respiratory Therapist

Reports will include the test dates, number of first-time takers, and the number of first-time takers passing for the previous twelve-month period. Multiple administrations of an exam within the reporting year should be reported as separate records. Reports should be submitted via Excel spreadsheet. Council staff will continue to collect results directly from licensing boards for engineers, nurses, and physical therapists.

**LICENSURE AND CERTIFICATION EXAMS 2018-19**  
**Due Date: October 1, 2019**

<b>Profession/Exam</b>	<b>Test Date</b>	<b>Number of First-Time Takers</b>	<b>Number Passing</b>	<b>Pass Rate</b>
<hr/>				
<b>Attorney</b>				
Kentucky Bar Exam				
Ohio Bar Exam (NKU)				
Indiana Bar Exam (UL)				
<b>Dentist</b>				
National Dental Board Exam, Part 2				
<b>Pharmacist</b>				
North American Pharmacists Licensure Exam				
<b>Physician</b>				
US Medical Licensure Exam, Part 2				
<b>Radiologic Technologist</b>				
American Registry of Radiologic Technologists				
<b>Respiratory Therapist</b>				
National Board for Respiratory Care Exam				
<hr/>				

**RETURN TO:**  
**Bethanie Butler, Council on Postsecondary Education**  
**Email: [Bethanie.Butler@ky.gov](mailto:Bethanie.Butler@ky.gov)**

Estimated Degrees  
And Other  
Formal Awards Conferred

Degrees  
And Other  
Formal Awards Conferred

July 1, 2019 – June 30, 2020

**DUE DATE:**

**May 7**

**PRELIMINARY DEGREES AND FORMAL AWARDS CONFERRED  
2019-20**

**General Instructions**

Report the number of degrees and formal awards that were conferred in 2019-20. This number should be an estimate of those that will be reported on the official degrees conferred file that will be submitted in August.

Institution \_\_\_\_\_

**Preliminary Degrees/Formal Awards Conferred**

**Summer 2019**

Undergraduate Diploma	Undergraduate Certificate	Associate	Bachelor's	Master's/Spec.	Doctor – Research/Scholarship	Doctor – Professional Practice	Doctor - Other	Graduate Certificate	Total

**Fall 2019**

Undergraduate Diploma	Undergraduate Certificate	Associate	Bachelor's	Master's/Spec.	Doctor – Research/Scholarship	Doctor – Professional Practice	Doctor - Other	Graduate Certificate	Total

**Spring 2020**

Undergraduate Diploma	Undergraduate Certificate	Associate	Bachelor's	Master's/Spec.	Doctor – Research/Scholarship	Doctor – Professional Practice	Doctor - Other	Graduate Certificate	Total

Name of Respondent \_\_\_\_\_

Telephone Number \_\_\_\_\_

Please email this completed form to [Bethanie.Butler@ky.gov](mailto:Bethanie.Butler@ky.gov) or  
fax to Bethanie Butler at (502) 892-3016

<b>DUE DATE:</b> <b>August 1</b>
-------------------------------------

**DEGREES AND FORMAL AWARDS CONFERRED**  
**JULY 1 - JUNE 30**

**General Instructions**

The degrees and formal awards file should reflect the academic period between July 1, 2019, and June 30, 2020. One record for each degree or award conferred should be included in this submission. If a student is conferred two separate degrees (not a double major) in the same reporting period at the same level (for instance, a BA in chemistry and a BS in computer science) or at two different levels (for instance, an associate degree and a baccalaureate degree), this student would have two separate records in the file. The date for each degree or award conferred should be reported by term – fall, spring, or summer. Do not report any degrees or awards conferred in previous academic years or not yet completed based on institutional academic policy. Reporting of multi-institution (joint, collaborative) degrees should reflect the degree-granting status of the participating institutions.

**Degrees and Formal Awards Conferred Record:**

1. **Birth Year** - Report the student's full date of birth (MMDDYYYY).
2. **Date Conferred** - Report the date of receipt of degree, certificate, or diploma for graduates whose date of completion of degree, certificate, or diploma requirements and date of receipt of degree, certificate, or diploma differ. If a degree is awarded and backdated to a previous reporting period, report the degree in the next reporting period. Report the year and semester conferred. For example, 20192 would be fall 2019.
3. **Majors** - Majors must be consistent with each institution's program inventory. Use only those codes listed for your institution in the program inventory.
4. **Earned Credit Hours** - For each first-time associate and baccalaureate degree recipient, report in columns 120-122 the total number of credit hours earned at the time of degree or program completion. This total should include the number of hours accepted in transfer. Do not report credit hours for persons earning a second degree at the same level. For these persons, report **TBD** (transfer baccalaureate degree) or **TAD** (transfer associate degree). For each certificate or diploma recipient, report in columns 120-122 the total number of semester credit hours earned for that credential. For subsequent certificate or diploma completions within the same program area, report only the additional hours earned for the additional certificate or diploma.
5. **Honorary Degree** - Do not include honorary degrees in this report.
6. **Majors of Students Prepared to Teach** - Students receiving baccalaureate degrees that have prepared them to teach an academic subject such as English, biology, or French should be reported respectively in English (23.0101), biology (26.0101), and French (16.0901) and not in education.
7. **Military Relationship**
  - a. **Military active student** – Code A - student currently serves in the U.S. National Guard, is in the Reserve unit of any branch of the U.S. military, or is on Active Duty in any branch of the U.S. military.

- b. **Military veteran student** – Code V - student formerly served in the U.S. National Guard, in the Reserve unit of any branch of the U.S. military, or on Active Duty in any branch of the U.S. military and was released under conditions other than dishonorable.
- c. **Military connected student** – Code R - student’s spouse, parent or guardian serves in the U.S. National Guard, is in the Reserve unit of any branch of the U.S. military, is on Active Duty in any branch of the U.S. military or student is otherwise eligible for any military education benefits via the spouse, parent or guardian.

Report a Code A for a military active student, Code B for military veteran student, or report a Code R for a military connected student. Otherwise the field should be left blank.

- 8. **Multi-Institution Program** – If the student received a degree offered jointly by more than one institution, report ‘X’ in column 119.
- 9. **Multiple Majors** - When a student graduates with a major in two or more discipline specialties, report each discipline specialty in which the student completed a major. The first reported major (columns 103-110) should agree with the major reported to NCES in the IPEDS Completions Survey.
- 10. **State/County of Origin** - Use the FIPS codes found in Tables 4A and 5A for reporting state and county of origin. If the student’s state of origin is Kentucky, report the county of origin using the FIPS codes from Table 5-A. If the student’s state of origin is something other than Kentucky, report the county of origin using the FIPS codes found at [http://www.schooldata.com/pdfs/us\\_FIPS\\_codes.xls](http://www.schooldata.com/pdfs/us_FIPS_codes.xls)
- 11. **Reciprocity State/County** - For reciprocity students, report their state and county of origin in columns 76-80 as well as the reciprocity state and county in columns 81-85, even though they may be the same. Do not leave the state and county of origin fields blank.
- 12. **ID Type** – Report ‘1’ if the student ID is a valid Social Security Number or ‘2’ if it is some other ID number (institutional ID, SEVIS, other).
- 13. **Degree Conferred** – Report in columns 88-102 the specific degree being conferred; for example, BA, BS, AA, AAS. Degree codes must be consistent with degree designations in each institution's program inventory. Use only those codes listed in <http://dataportal.cpe.ky.gov/cpedegreedesignations.aspx> .
- 14. **Race** – In column 74, report the race code from Table 2 using the descriptions in Table 2. In columns 133-140, report Y or N using the following descriptions:
  - **Hispanic or Latino** - A person of Cuban, Mexican, Puerto Rican, South or Central American, or other Spanish culture or origin, regardless of race.
  - **American Indian or Alaska Native** - A person having origins in any of the original peoples of North and South America (including Central America) who maintains cultural identification through tribal affiliation or community attachment.
  - **Asian** - A person having origins in any of the original peoples of the Far East, Southeast Asia, or the Indian Subcontinent, including, for example, Cambodia, China, India, Japan, Korea, Malaysia, Pakistan, the Philippine Islands, Thailand, and Vietnam.
  - **Black or African American** - A person having origins in any of the black racial groups of Africa.



- **Native Hawaiian or Other Pacific Islander** - A person having origins in any of the original peoples of Hawaii, Guam, Samoa, or other Pacific Islands.
  - **White** - A person having origins in any of the original peoples of Europe, the Middle East, or North Africa.
  - **Nonresident alien** - A person who is not a citizen or national of the United States and who is in this country on a visa or temporary basis and does not have the right to remain indefinitely. NOTE - Nonresident aliens are to be reported separately, in the field provided, rather than included in any of the six racial/ethnic categories. Resident aliens and other eligible (for financial aid purposes) non-citizens who are not citizens or nationals of the United States and who have been admitted as legal immigrants for the purpose of obtaining permanent resident alien status (and who hold either an alien registration card (Form I-551 or I-151), a Temporary Resident Card (Form I-688), or an Arrival-Departure Record (Form I-94) with a notation that conveys legal immigrant status such as Section 207 Refugee, Section 208 Asylee, Conditional Entrant Parolee or Cuban-Haitian) are to be reported in the appropriate racial/ethnic categories along with United States citizens.
  - **Race and ethnicity unknown** - This category is used only if the person did not select EITHER a racial or ethnic designation.
15. **Academic Year** – Report the academic year for the file that is being submitted. Example – Academic Year 2018-19 should be reported as 201819.
16. **Tuition Waiver for Foster and Adopted Children** - Institutions must identify enrolled students who received tuition waivers because they were adopted or foster children. The information from this survey will be used to determine the number of recipients enrolled and the number who received a degree. This information will be reported annually on November 30 to the Legislative Research Commission as mandated in KRS 164.2847.
17. **Program ID** - The program id number for the first or second major must be consistent with the institution's degree program inventory. Use only those program id's listed in the program inventory. Report the program ID for first or second declared major for all students. major or program.

## **Definitions**

1. **Associate's Degree** - An award that normally requires at least 60 semester credit hours or the equivalent.
2. **Bachelor's Degree** - An award that normally requires at least 120 semester credit hours or the equivalent. This includes all bachelor's degrees conferred in a five-year cooperative (work-study) program and degrees in which the normal four years of work are completed in three years.
3. **Date of Conferral** - The date of graduate's receipt of degree, certificate, or diploma:
  - a. *Summer* – Degrees, certificates, or diplomas awarded at close of summer semester;
  - b. *Fall* – Degrees, certificates, or diplomas awarded at close of fall semester; or
  - c. *Spring* – Degrees, certificates, or diplomas awarded at close of spring semester.
4. **Degree** - An award conferred by a postsecondary education institution as official recognition for the successful completion of an academic program.

5. **Diploma (less than one academic year)** – A program of study that requires completion of an academic program below the baccalaureate degree in less than one academic year or designed for completion in less than 30 semester or trimester credit hours, or in less than 45 quarter credit hours, or in less than 900 contact or clock hours, by a student enrolled full time.
6. **Diploma (at least one but fewer than two academic years)** – A program of study that requires completion of an academic program below the baccalaureate degree in at least one but fewer than two full-time equivalent academic years, or is designed for completion in at least 30 but fewer than 60 semester or trimester credit hours, or in at least 45 but less than 90 quarter credit hours, or in at least 900 but less than 1,800 contact or clock hours, by a student enrolled full time.
7. **Diploma (at least two but fewer than four academic years)** – A program of study that requires completion of an academic program below the baccalaureate degree in at least two but fewer than four full-time equivalent academic years, or designed for completion in at least 60 but less than 120 semester or trimester credit hours, or in at least 90 but less than 180 quarter credit hours, or in at least 1,800 but less than 3,600 contact or clock hours, by a student enrolled full time.
8. **Doctor’s Degree – Research/Scholarship** – A Ph.D. or other doctor’s degree that requires advanced work beyond the master’s level including the preparation and defense of a dissertation based on original research, or the planning and execution of an original project demonstrating substantial artistic or scholarly achievement.
9. **Doctor’s Degree – Professional Practice** – A doctor’s degree that is conferred upon completion of a program providing the knowledge and skills for the recognition, credential, or license required for professional practice. The degree is awarded after a period of study such that the total time to the degree, including both pre-professional and professional preparation, equals at least six full-time equivalent academic years. Some of these degrees were formerly classified as “first-professional.”
10. **Doctor’s Degree–Other** - A doctor's degree that does not meet the definition of a doctor’s degree-research/scholarship or a doctor’s degree-professional practice.
11. **Kentucky County, State, Territory, or Foreign Country of Origin** - County, state, territory, or country of legal residence at time of first admission to the institution.
12. **Master’s Degree** - An award that requires the successful completion of an academic program of at least 30 semester credit hours or the equivalent at the post-baccalaureate, graduate, or professional level.
13. **Military Relationship**
  - a. **Military active student** – Code A - student currently serves in the U.S. National Guard, is in the Reserve unit of any branch of the U.S. military, or is on Active Duty in any branch of the U.S. military.
  - b. **Military veteran student** – Code V - student formerly served in the U.S. National Guard, in the Reserve unit of any branch of the U.S. military, or on Active Duty in

any branch of the U.S. military and was released under conditions other than dishonorable.

- c. **Military connected student** – Code R - student’s spouse, parent or guardian serves in the U.S. National Guard, is in the Reserve unit of any branch of the U.S. military, is on Active Duty in any branch of the U.S. military or student is otherwise eligible for any military education benefits via the spouse, parent or guardian.

14. **Post-Baccalaureate Certificate** – A credential that requires completion of an academic program beyond the bachelor's degree but does not meet the requirements of a master’s degree.

15. **Post-Master's Certificate** – A credential that requires completion of an academic program equivalent to 24 semester credit hours beyond the master's degree but does not meet the requirements of academic degrees at the doctor's level.

16. **Post-Doctor’s Degree-Professional Practice Certificate** – A credential that provides advanced training and enhances knowledge in important areas of clinical or research specialization and specialty practice for individuals who hold a professional degree (e.g., J.D., D.M.D., or M.D.).

17. **Project Graduate Student** – A Project Graduate student is one who:

- a. Does not already hold a bachelor’s degree.
- b. Has accumulated 80 or more undergraduate credit hours at any institution(s).
- c. Is entering or returning as a bachelor’s-degree-seeking student after not being enrolled at the institution where they are seeking admission or readmission for at least two years.
- d. **And** was contacted by and/or received services or benefits from Project Graduate, including recruitment, advising, tuition or fee waivers, scholarships, or other institutional services or benefits, as long as said benefits or services are unique to Project Graduate participants.

18. **Residency Status** - Current status used for tuition and fee payment purposes.

19. **Specialist Degree** - An award that normally requires 60 semester hours of concentrated and approved graduate coursework beyond the bachelor's degree. It is generally offered in the field of education to acknowledge completion of advanced graduate study designed to help individuals meet licensure requirements or develop additional knowledge and skill beyond the master’s degree but not at the doctoral level.

20. **Undergraduate (pre-baccalaureate) Certificate** - A subbaccalaureate credential granted upon satisfactory completion of a series of courses related to a specific topic or skill. It has the primary purpose of providing marketable, entry-level skills. These certificates qualify students to take external licensure, vendor-based, or skill standards examinations in the field. If standardized external exams are not available in the field of study, certificates prepare students at skill levels expected of employees in an occupation found in the local economy.

21. **Undergraduate Certificate (less than one academic year)** – A credential that requires completion of an academic program below the baccalaureate degree in less than one academic year, or designed for completion in less than 30 semester or trimester credit

hours, or in less than 45 quarter credit hours, or in less than 900 contact or clock hours, by a student enrolled full-time.

22. **Undergraduate Certificate (at least one but fewer than two academic years)** – A credential that requires completion of an academic program below the baccalaureate degree in at least one but fewer than two full-time equivalent academic years, or is designed for completion in at least 30 but fewer than 60 semester or trimester credit hours, or in at least 45 but less than 90 quarter credit hours, or in at least 900 but less than 1,800 contact or clock hours, by a student enrolled full-time.
23. **Undergraduate Certificate (at least two but fewer than four academic years)** – A credential that requires completion of an academic program below the baccalaureate degree in at least two but fewer than four full-time equivalent academic years, or designed for completion in at least 60 but less than 120 semester or trimester credit hours, or in at least 90 but less than 180 quarter credit hours, or in at least 1,800 but less than 3,600 contact or clock hours, by a student enrolled full time.
24. **Tuition Waiver for Foster and Adopted Children** - Institutions must identify enrolled students who received tuition waivers because they were adopted or foster children. The information from this survey will be used to determine the number of recipients enrolled and the number who received a degree. This information will be reported annually on November 30 to the Legislative Research Commission as mandated in KRS 164.2847.

**FORMAT OF DEGREES AND FORMAL AWARDS CONFERRED RECORD  
(One Record Per Degree or Award Conferred)**

1	Form - 5 - char(1)
2	Date Conferred: Year Plus Term, e.g.
3	20162 = Fall 2016
4	1=Summer, 2=Fall, 3=Spring
5	
6	
7	Institution Number (FICE Code) - char(8)
8	see Table 1
9	
10	
11	
12	
13	
14	
15	Social Security Number - must be
16	nonblank - char(9)
17	
18	
19	
20	
21	
22	
23	
24	ID Type - 1=Valid SSN Number, 2=Institutional Number - char(1)
25	Last Name - expanded from 15 to 25
26	positions - left justify - char(25)
27	
28	
29	
30	
31	
32	
33	
34	
35	
36	
37	
38	
39	
40	
41	
42	
43	
44	
45	
46	
47	
48	
49	
50	First Name - expanded from 10 to 15
51	positions - left justify - char(15)
52	
53	
54	
55	
56	
57	
58	
59	
60	
61	
62	
63	
64	

65	Birth Date - mmddyyyy - zero fill - char(8)
66	
67	
68	
69	
70	
71	
72	
73	Gender - (M/F) - char(1)
74	Race - See Table 2 - char(1)
75	Residency (A,B,C,D,E,F) Tbl 3 - char (1)
76	State/Country of Origin - FIPS - Tables
77	4A, 4B - rt justify, zero fill - char(2)
78	County of Origin - FIPS - see Table 5A -
79	right justify, zero fill - char(3)
80	
81	Reciprocity State - FIPS - right justify,
82	zero fill - see Table 4A - char(2)
83	Reciprocity County - FIPS - right justify,
84	zero fill - see Table 5B - char(3)
85	
86	Level of Degree - left justify, blank fill -
87	char(2) see Table 15
88	Degree Conferred - e.g. BA, BS, AA, AAS
89	- left justified char(15)
90	
91	
92	
93	
94	
95	
96	
97	
98	
99	
100	
101	
102	
103	First Major Program - see Table 17 - left
104	justify, blank fill, do not include decimal
105	points - char(8)
106	
107	
108	
109	
110	
111	Second Major Program - see Table 17 -
112	left justify, blank fill, do not include
113	decimal points - char(8)
114	
115	
116	
117	
118	

119	Multi-Institutional Program - blank or X char(1)
120	Earned Credit Hours at Time of Degree -
121	right justify, zero fill, no decimal - numeric(3)
122	
123	Institutional Student ID# MANDATORY -
124	char(10)
125	
126	
127	
128	
129	
130	
131	
132	
133	Hispanic or Latino (Y or N) - char(1)
134	Amer Ind or Alask Native (Y or N) - char(1)
135	Asian (Y or N) - char(1)
136	Black or African American (Y or N) - char(1)
137	Native HA or Other Pac Isl (Y or N) - char(1)
138	White (Y or N) - char(1)
139	Non-Resident Alien (Y or N) - char(1)
140	Race and Ethnicity Unkn (Y or N) - char(1)
141	Project Graduate (Y/N) - char(1)
142	Academic Year - char(6) Ex., 201920.
143	
144	
145	
146	
147	
148	Middle Name - left justify - char(15)
149	
150	
151	
152	
153	
154	
155	
156	
157	
158	
159	
160	
161	
162	
163	Name Suffix - left justify - char(5)
164	
165	
166	
167	
168	Military Relationship - char(1) (A, V, R,)
169	Blank if Null (REQUIRED)
170	Tuition Waiver - char(1) Y/N
171	First Major Program ID - see Program
172	Inventory - right justified - char (6)
173	(REQUIRED)
174	
175	
176	Second Major Program ID - see Program
177	Inventory - right justified - char (6)
178	(REQUIRED)
179	
180	
181	
182	Teacher Prep - char (1)

**LIST OF TABLES  
FOR  
DEGREES AND OTHER FORMAL AWARDS CONFERRED**

<b><u>Table Number</u></b>	<b><u>Title</u></b>	<b>PAGES</b>
1	Institution Codes (State Supported).....	156
2	Ethnic Codes.....	157
3	Residency Status Codes.....	158
4-A	State Codes.....	159
4-B	Foreign Country and U.S. Territory Codes.....	160
5-A	Kentucky County Codes.....	178
5-B	Out-of-State County Codes for Reciprocity.....	179
15	Level of Degree and Declared Major and Program Prefix Codes.....	209
17	Approved Degree Program Codes.....	212

Summer Degrees

<b>DUE DATE: October 15</b>
---------------------------------

## LATE SUMMER DEGREES

### General Instructions

Council staff would like to include all Credentials at KCTCS and Bachelor's degrees at four-year universities conferred during the summer in CPE's graduation rate calculations for the preceding academic year. The late summer degrees file includes Credentials at KCTCS Bachelor's degrees at four-year universities conferred between July 1, 2019, and the beginning of the 2019 fall semester, information which would otherwise not be submitted until the annual degrees file is due on August 1, 2020. Degrees submitted on the late summer degrees file will be added to the degrees reported in the 2018-19 annual degrees file for purposes of graduation rate reporting only. These numbers will not be included in any annual degree counts. To be included in annual degree counts, all records submitted on the late summer degrees files should also be submitted on the annual degrees file for 2018-19 on August 1, 2020. Institutions may choose to only submit late summer degree records for students in previous years' GRS cohorts.

During this time, institutions should submit final GRS cohort exclusions to KPEDSNG OnDemand and notify CPE. Please review your cohort report in KPEDSNG by selecting the appropriate cohort year and degree level. Only submit the records that need correcting.

### Late Summer Degrees

Report summer data using the instructions and format specified for the annual degrees and formal awards found in the *2018-19* Reporting Guidelines. **Do not incorporate changes made to the annual degrees file during the current year (2019-20) for this collection.**

### Definitions

1. **Late Summer Degrees** – All Credentials at KCTCS and Bachelor's degrees at four-year universities awarded between July 1, 2019, and the beginning of the 2019 fall semester as defined by the institution's academic calendar.



# The Michael Minger Act Report

## The Minger Reporting System

Senate Bill 130, passed during in the 2018 Regular Session, amended the Minger Act (KRS 164.948 - .9495) to align the crime reporting requirements with those of the federal Clery Act beginning academic year (2019-2020). As such, reporting through the Minger Reporting System has been discontinued and submission of the annual Clery/Minger crime statistics report shall now be via an email with a .pdf document attached containing the required information. CPE staff has been in contact with your campus representatives to discuss changes to both the substantive reporting requirements and the report submission process in conformance with the new legislation and will continue to do so through this new reporting cycle.

### **About the Law**

The Michael Minger Act is a Kentucky state law that requires public colleges and universities as well as private institutions licensed by the Kentucky Council on Postsecondary Education (CPE) to report campus crimes to their employees, students, and the public on a timely basis.

### **About the Reporting System**

The Minger Reporting System is a Web-based data input system provided by the Kentucky Council on Postsecondary Education. As part of the Michael Minger Act, the Council is responsible for providing crime statistics and policy information for all postsecondary education institutions in Kentucky. The Minger Reporting System can be found at <http://minger.ky.gov/>. The site is open for reporting beginning January 1 of each year and **the report must be completed by September 30 of each year.**

---

**~~Due to the passage of Senate Bill 130 this past session and its alignment of the Minger Act with the federal Clery Act, beginning academic year (2019-2020) CPE plans to discontinue the Minger Reporting System and require submission of annual Clery/Minger crime statistics via PDF. CPE staff will be in contact with your campus representatives in the upcoming year to discuss changes to both the substantive reporting requirements and the data submission process in conformance with the new legislation.~~**

**Contact:  
Melissa Young, Council on Postsecondary Education  
Email: [Melissa.Young@ky.gov](mailto:Melissa.Young@ky.gov)**

PROGRAMS  
AND  
COURSES

# Degree Program Inventory

## DEGREE PROGRAM INVENTORY

Institutional degree program inventories are maintained by Council on Postsecondary Education staff and are updated as changes and additions are approved by an institution's governing board or by the Council on Postsecondary Education. Institutions are responsible for notifying Melissa Bell, Associate Vice President, Academic Affairs, (502) 892-3007, [Melissa.Bell@ky.gov](mailto:Melissa.Bell@ky.gov), of all adjustments to their program inventories that are approved at the institutional level.

Approved degree program inventories are listed online at <http://dataportal.cpe.ky.gov/KYAcademicProgInventory.aspx>.

### DEFINITIONS

1. **Multi-Institution Programs** - A multi-institution program involves resource sharing among multiple institutions or organizations. Multi-institution programs are defined as, collaborative, joint, or other multi-institution arrangements. All participating institutions and organizations share responsibility for some aspects of the program's delivery and quality. The appropriate faculty and staff of each participating institution will agree on the home institution for enrollment, degree conferral, financial aid, program delivery, the allocation of equipment and facilities, provision of student services, assessment criteria, and the general management of the program. A copy of the program agreement will be submitted to the Council on Postsecondary Education by each institution's chief academic officer prior to recognition of the arrangement on the Council's *Registry of Degree Programs*.
2. **Collaborative Programs** - An academic program under the sponsorship of more than one institution or organization and contains elements of resource sharing agreed upon by the partners. None of the participating institutions delivers the entire program alone, and the partnering institutions/organizations share responsibility for the program's delivery and quality. The credential awarded may indicate the collaborative nature of the program.
  - If only one institution (primary) offers the degree or credential but other institutions or organizations (secondary) provide some resources, the program at the secondary institution(s) should submit data in the "enrollment-only" reporting category for the Comprehensive Database.
  - If the degree or credential is offered by all institutions participating in the resource-sharing arrangement but only one institution is listed on a graduate's diploma, each participating institution should submit data in an enrollment and degree-granting category for the Comprehensive Database
3. **Joint Programs** - An academic program sponsored by two or more institutions leading to a single credential or degree, which is conferred by all participating institutions. None of the participating institutions delivers the entire program alone, and all participating institutions and organizations share responsibility for all aspects of the program's delivery and quality.
  - Each participating institution should submit data in both an enrollment and degree-granting category for the Comprehensive Database.
4. **Other Multi-Institutional Arrangements** - Multiple-institution program offerings - such as two-plus-two arrangements - not covered by the collaborative, and joint program definitions will be identified as appropriate on the Council's *Registry of Degree Programs* based on institutional agreements.

Building  
And  
Room Updates

DUE DATE: November 15
--------------------------

**BUILDING AND ROOM RECORD  
FALL**

**General Instructions**

The building and room record files should reflect the status of the inventory as of the current fall semester. The complete building and room files are to be submitted once a year and should include any additions, deletions, or other changes since the previous submission.

An institution's building and room files of the Comprehensive Data Base should contain complete information for all buildings that house university activities, including leased facilities and space made available at little or no charge. Institutions should use the definitions included in Table 18 to identify the appropriate reporting categories. Report all space used for any purpose, including leased space and space made available at no cost.

**Building Record:**

All numeric fields must be right justified and zero filled. (Do not include any characters other than 0-9 for these fields.) All other fields must be left justified.

**Room Record:**

All numeric fields must be right justified and zero filled. (Do not include any characters other than 0-9 for these fields.) All other fields must be left justified.

## BUILDING AND ROOM RECORD

### Definitions

1. **Acquisition Year** - The four-digit year that the building came into the possession of the institution, regardless of where the title is vested or when the building was constructed.
  2. **Actual Number of Student Stations** - A count of the number of desks or chairs for students in a room used for instruction. (Report only for Room Use Codes 110, 210, and 220; all others zero fill.)
  3. **Building Name** - The name identification by which the building is generally known.
  4. **Building Number** - The unique four-digit code that has been assigned to the building.
  5. **Campus Number** - This number is 00 when an institution has only one campus. The campus number is used with the institution number to form the institution identification. Refer to Table 8 for campus number. (Use the KPEDS KATS system for updating Campus Codes).
  6. **Construction Year** - The four-digit calendar year that the original building was completed regardless of any later date of acquisition.
  7. **Date of Inventory** - Month and four-digit year that the inventory is taken.
  8. **Date Record Updated** - Month and four-digit year record updated.
  9. **Gross Square Feet** - The sum of the floor areas ... floor surfaces. Basis for measurement: Gross area should be computed by measuring from the outside face of exterior walls, disregarding cornices, pilasters, buttresses, etc., which extend beyond the wall face. Refer to NCHEMS Technical Report 36, Appendix 6.5, item 1 NCES Facilities Inventory and Classification Manual, NCES 92-165, for a complete description.
  10. **Institution Number** - The six-digit code number assigned to the institution by the Federal Interagency Committee on Education (FICE). Refer to Table 9 for FICE Codes.
  11. **Land Holdings** - The number of acres of property either owned or leased by a university or an affiliated or unaffiliated corporation. Refer to Table 21 for land holdings ownership codes.
  12. **Net Assignable Square Feet** - The sum of all areas on all floors of a building assigned to or available for assignment to an occupant, including every type of space functionally usable by an occupant. Custodial, circulation, mechanical, and structural areas are excluded. Refer to NCES Facilities Inventory and Classification Manual, NCES 92-165, for a complete description.
  13. **Original Cost** - The number of dollars of "actual capital investment" expended by the institution to acquire the building. Original cost does not include subsequent renovation and reconstruction costs.
  14. **Building Ownership** - This code indicates the agency with which the title to the building rests. Refer to Table 18 for complete descriptions of ownership codes.
  15. **Reconstruction Cost** - The total dollar amount that has been spent by the institution to reconstruct the building during the reconstruction year. This cost applies when the building has sustained serious damage through some occurrence, such as fire, flood, or earthquake, and has been rebuilt and restored to its predamage usefulness.
-



16. **Reconstruction Year** - The year that reconstruction work was last done on the building.
17. **Renovation Cost** - The total dollar amount that has been spent by the institution to totally refurbish the building during the renovation year. This amount does not include normal maintenance or minor improvements to the building.
18. **Renovation Year** - The year that the total refurbishing was last made to the building.
19. **Room Number and Suffix** - The number that has been assigned to the room within the building being surveyed. (Six-digit number with one-digit suffix.)
20. **Room Square Footage** - The sum of the floor area included within the inside faces of the interior walls which form the boundaries of each room. Deductions should not be made for necessary building columns and minor projections.
21. **Student Station Type** - Report "F" if fixed station, "M" if movable station. (Report only room use codes 110, 210, and 220.)
22. **Use of Room (Room Use)** - The room use codes are listed in Table 20. Refer to NCES 92-165, "Room Data Definitions and Codes/Standard Room Use Categories," for a complete description.
23. **Estimated Building Replacement Cost** - The estimated dollar expenditure to replace the building at the time of the inventory. Basis for determination: Cost to replace the building's assignable floor area at current costs in accordance with current building codes, standard construction methods, and currently accepted practices. The replacement cost of fixed equipment in the building should be included.
24. **Building Condition Code (NCHEMS)** - The physical status and quality of the building at the time of the inventory, based on the best judgment of those responsible for campus development. Refer to Table 30 for complete descriptions of the NCHEMS Condition Codes.
25. **Space Assignment Categories** – See Table 38 for definitions of the space assignment categories. This reporting of space is intended to present a functional classification pattern of space use based on program areas.
26. **Academic Year** – Report the academic year of the file being submitted. Example – 201718.

## FORMAT OF BUILDING RECORD

1	Institution Number(FICE Code) - see Table 8 - char(6)
2	
3	
4	
5	
6	
7	Campus Number - see Table 8 - char(2)
8	
9	Blank
10	
11	
12	
13	Building Name - left justify, blank fill - char(20)
14	
15	
16	
17	
18	
19	
20	
21	
22	
23	
24	
25	
26	
27	
28	
29	
30	
31	
32	
33	Building Ownership Code - see Table 18 - char(1)
34	Construction Year - char(4)
35	
36	
37	
38	Acquisition Year - char(4)
39	
40	
41	
42	Original Cost - right justify, zero fill - numeric(9)
43	
44	
45	
46	
47	
48	
49	
50	
51	Estimated building replacement cost - right justify, zero fill - numeric(9)
52	
53	
54	
55	
56	
57	
58	
59	

60	Net Assignable Square Feet - right justify, zero fill - numeric(7)
61	
62	
63	
64	
65	
66	
67	Gross Square Feet - right justify, zero fill - numeric(7)
68	
69	
70	
71	
72	
73	
74	Blank
75	Major Renovation Year - char(4)
76	
77	
78	
79	Major Renovation Cost - right justify, zero fill - numeric(8)
80	
81	
82	
83	
84	
85	
86	
87	Blank - char(1)
88	Reconstruction Year - char(4)
89	
90	
91	
92	Reconstruction Cost - right justify, zero fill - numeric(8)
93	
94	
95	
96	
97	
98	
99	
100	Date of Inventory - mmyyyy
101	
102	
103	
104	
105	
106	Date Record Updated - mmyyyy
107	
108	
109	
110	
111	
112	Building Condition (NCHEMS) - Table 30-char(1)
113	Academic Year - char(6) Ex., 201920
114	
115	
116	
117	
118	

119	Building Number - right justify, zero fill - char(10)
120	
121	
122	
123	
124	
125	
126	
127	
128	

## FORMAT OF ROOM RECORD

1	Institution Number(FICE Code) - see Table 8 - char(6)
2	
3	
4	
5	
6	
7	Campus Number - see Table 8 - char(2)
8	
9	BLANK - char(4)
10	
11	
12	
13	BLANK - char(6)
14	
15	
16	
17	
18	
19	Space Assignment Category - see Table 38 - char(2)
20	
21	Room Square Footage - right justify, zero fill -
22	numeric(5)
23	
24	
25	
26	Room Use - see Table 20 - char(3)
27	
28	
29	Student Station Type (F/M) - char(1)
30	Actual Number of Stations for rooms with fixed stations
31	only - right justify, zero fill - numeric(5)
32	
33	
34	
35	Date of Inventory - mmyyyy
36	
37	
38	
39	
40	
41	Date Record Updated - mmyyyy
42	
43	
44	
45	
46	
47	BLANK - char(7)
48	
49	
50	
51	
52	
53	
54	Academic Year - char(6) Ex., 201920
55	
56	
57	
58	
59	

60	Building Number - right justify, zero fill -
61	char(10)
62	
63	
64	
65	
66	
67	
68	
69	
70	Room Number and suffix - right justify,
71	zero fill room number; if no suffix, blank
72	fill - char(12)
73	
74	
75	
76	
77	
78	
79	
80	
81	

Land Holding  
Updates

**DUE DATE:  
November 15**

**LAND HOLDINGS RECORD  
FALL**

**General Instructions**

The land holdings record should reflect the status of the inventory as of the current fall semester. The complete land holdings record file is to be submitted once a year and should include any additions, deletions, or other changes since the previous submission.

In circumstances where land is owned by an affiliated corporation and leased to the university, the acres are to be reported as owned only.

## FORMAT OF LAND HOLDING RECORD

1	Institution Number(FICE Code) - see Table 8 - char(6)
2	
3	
4	
5	
6	
7	Campus Number - see Table 8 - char(2)
8	
9	Name of Property - char(20)
10	
11	
12	
13	
14	
15	
16	
17	
18	
19	
20	
21	
22	
23	
24	
25	
26	
27	
28	
29	Number of Acres - two decimal places, right justify, zero
30	fill - numeric(7)
31	
32	
33	
34	
35	
36	City Property Located In - char(20)
37	
38	
39	
40	
41	
42	
43	
44	
45	
46	
47	
48	
49	
50	
51	
52	
53	
54	
55	

56	County Property Located In - see Table 5A -
57	char(3)
58	
59	Land Hldg Ownership Code - Tbl 21 - char(1)
60	Date of Inventory - char(6) (mmyyyy)
61	
62	
63	
64	
65	
66	Date Record Updated - char(6) (mmyyyy)
67	
68	
69	
70	
71	
72	Academic Year - char(6) Ex., 201920
73	
74	
75	
76	
77	



Facilities  
Utilization

DUE DATE: December 15
--------------------------

**FACILITIES UTILIZATION  
FALL**

**General Instructions**

Report facilities utilization for fall semester only.

Utilization data should be coded only for each class appearing on the fall enrollment file that takes place in a 110 or 210 room use code. Columns 50-78 would be blank for any class with no scheduled room ("by arrangement" or "to be arranged"), as well as classes that meet in rooms not classified as use codes 110 or 210.

Utilization is also to be reported for zero credit hour laboratories meeting the above criteria but which are excluded from the enrollment file because they carry the same course identification as an associated lecture.

1. **Course Location (Campus, Building Number, and Room Number)** - Codes used in these fields must reconcile with the physical facilities inventory maintained by the Council. It may be necessary to update this inventory before completing this report. The course location fields should be coded only for those classes which meet in instructional classrooms or instructional laboratories (room use codes 110 or 210).
2. **Course Schedule (Days Met)** - For each class that meets on the same day(s) every week, code the appropriate column to indicate day(s) met. If a class meets each week on Monday, Wednesday, and Friday, columns 62 through 68 would be coded "bMbWbFb." (b = blank)

For each class that requires a "two-week cycle," e.g., MWF at 9:00 a.m. one week, and MW at 9:00 a.m. the next week, code the appropriate columns to indicate days met. In coding these types of records, a "1" shows that a class meets on that day only during the first week; a "2" signifies the second week only; and a "3" is used to show classes which meet on the same day both weeks. For example, the class mentioned above is to be coded "b3b3b1b" in columns 62-68. The course schedule field should be coded only for those classes which meet in instructional classrooms or instructional laboratories (room use codes 110 or 210).

Two or more utilization records will be necessary for classes which meet in different rooms that are coded 110 or 210 and/or at different times. No additional utilization records are needed for classes that are not held in rooms with 110 or 210 codes. If more than one utilization record is required for a class, the first record should include all required information in columns 1-76 and "01" in columns 77-78. Each additional utilization record should have only columns 1 through 24, 37 through 40, and 50 through 78 coded with the appropriate sequence number in columns 77-78. For example, columns 77-78 will be coded "02" for the second utilization record; "03" for the third, etc. Columns 25 through 36 and 79 through 100 should be blank on the continuation records.

If classes are reported as extending beyond one semester: (a) for the first semester, report all requested information, indicating full-semester duration; (b) for the second semester, again report all requested information, reporting "000" in the number of students field (columns 37-39) and "\*\*\*" in the continuation field (columns 77-78).



3. **Host Institution** - The institution whose classroom or laboratory facilities are used for instruction by another institution. As a separate utilization submission, using the utilization record layout, report the utilization for each class taught on the campus by another (i.e., the instructing) institution. Do not report enrollment on the Type One, Two, and Three Records.

For each class taught on the campus by another institution report, in Columns 79 to 86 on Utilization Record (Type U), the FICE Code for the instructing institution offering the class.

4. **Instructing Institution** - The institution offering instruction on the campus of another institution. Report enrollment on the Type One, Two, and Three Records for each student enrolled in a class taught by your institution on another campus. Do not report utilization for these classes.
5. **Room Number** - Column 107 is used for room letter designation as in 101A. If there is no letter designation, leave column 107 blank. When there is no letter, right justify the room number using column 106 for the right most number.
6. **Academic Year** – Report the academic year of the file being submitted. Example – 201920.

**LIST OF TABLES  
FOR  
FACILITIES UTILIZATION**

<b><u>Table Number</u></b>	<b><u>Title</u></b>	
1	Institution Codes (State-Supported).....	156
8	Campus Codes.....	187
11	Class Duration Codes.....	200

## FORMAT OF UTILIZATION RECORD

1	Form - U - char(1)
2	Institution Number(FICE Code) - see Table
3	
4	
5	
6	
7	
8	
9	
10	Course Prefix - expanded from 4 to 5
11	positions - left justify - char(5)
12	
13	
14	
15	Course Number - expanded from 4 to 5
16	positions - left justify - char(5)
17	
18	
19	
20	Section Number - expanded from 4 to 5
21	positions - right justify - char(5)
22	
23	
24	
25	Blank - char(12)
26	
27	
28	
29	
30	
31	
32	
33	
34	
35	
36	
37	Number of Students in Class - right justify,
38	zero fill - numeric(3)
39	
40	Class Duration Code - Table 11 - char(1)
41	Blank - char(9)
42	
43	
44	
45	
46	
47	
48	
49	
50	Campus Number - Table 8 - char(2)
51	
52	BLANK - char(4)
53	
54	
55	
56	Blank - char(6)
57	
58	
59	
60	
61	

62	Days Met: U,M,T,W,R,F,S if one week
63	cycle; 1,2,3 if two week cycle - char(7)
64	
65	
66	
67	
68	
69	Begin Time - Military Time - char(4)
70	
71	
72	
73	End Time - Military Time - char(4)
74	
75	
76	
77	Continuation - Blank if one card only;
78	card number (01, 02, 03, ...) if more
79	Instructing Institution FICE Code - see
80	Table 9 - char(8)
81	
82	
83	
84	
85	
86	
87	Blank - char(14)
88	
89	
90	
91	
92	
93	
94	
95	
96	
97	
98	
99	
100	
101	Room Number and suffix - right justify,
102	zero fill room number; if no suffix,
103	blank fill - char(7)
104	
105	
106	
107	
108	Academic Year - char(6) Ex., 201920
109	
110	
111	
112	
113	
114	Building Number - right justify, zero fill
115	char(10)
116	
117	
118	
119	
120	
121	
122	
123	

124	Room Number and suffix - right
125	justify, zero fill room number; if no
126	suffix, blank fill - char(12)
127	
128	
129	
130	
131	
132	
133	
134	
135	

FACULTY  
AND  
STAFF  
INFORMATION

**DUE DATES:**

CUPA Administrative Salaries: November 1

IPEDS Human Resources:

Dec 13 – April 11

CUPA, Okla. State Faculty Salaries: November 1

**FACULTY AND STAFF INFORMATION**

**General Instructions:**

The fall institutional reports of faculty and staff (including faculty salaries and administrative compensation) consist of the following completed survey forms:

1. College and University Personnel Association's (CUPA) [National Faculty Survey/Two-Year Faculty Survey](#), or Oklahoma State University's [Faculty Salary Survey by Discipline](#) (collected from members of Association of Public Universities and Land-Grant Universities –APLU).
2. CUPA's [Administrative Compensation Survey](#)
3. IPEDS' [Human Resources Survey](#)

FINANCE

# FINANCE

## General Instructions

Data are to be presented in conformity with generally accepted accounting principles.

Data are to be submitted through KPEDS NG. Round all amounts to the nearest hundred dollars.

Do NOT add or change categories (e.g., revenues, expenditures) on a form without prior approval by council staff.

Forms are to include all affiliated corporations. (See instructions for individual forms.) Table 25 provides a list of all currently recognized affiliated corporations. This list will be updated on an annual basis by council staff.

The reporting period is the twelve-month year for which financial activities are accumulated. The reporting period for public postsecondary education institutions in Kentucky is a fiscal year beginning on July 1 and ending on June 30.

## Finance Forms

**FD-1A (Actual) and FD-1B (Budgeted) Consolidated Current Funds Revenue** - Institutions are to submit consolidated data on the council form. "Consolidated data" refers to data for the institution and all affiliated corporations.

Round all amounts to the nearest hundred dollars.

For an institution which does not prepare an annual restricted budget, a statement that "restricted revenue is budgeted as received" will be accepted. Council reports will use prior year actual restricted receipts as an estimate of budgeted restricted funds. Reports will be footnoted accordingly for these institutions.

**FD-2A (Actual) and FD-2B (Budgeted) Consolidated Current Funds Expenditures and Transfers by Functional and Natural Object** - Institutions are to submit consolidated data on the council form. "Consolidated data" refers to data for the institution and all affiliated corporations.

Round all amounts to the nearest hundred dollars.

For an institution which does not prepare an annual restricted budget, a statement that "restricted revenue is budgeted as received" will be accepted. Council reports will use prior year actual restricted receipts as an estimate of budgeted restricted funds. Reports will be footnoted accordingly for these institutions.

**FD-10 Worksheet for Interstate Comparison Reporting, State Appropriations** - Council staff will supply a template including mandated programs for each institution and programs that have been reported in past years. The institution is to review the template and request changes, if needed. These data will be used by council staff for interstate comparison reporting (e.g., SREB State Data Exchange) and to assist in determining funding levels for mandated programs.

Actual and budgeted expenditure of General Fund appropriations for the previous fiscal year and current fiscal year, respectively, for every mandated program that has been requested by an institution and approved by Council staff for inclusion in the Performance Funding Model must be reported on the FD-10 form.

Mandated program appropriations deducted from an institution's total General Fund for the purposes of calculating adjusted net General Fund in the funding model may differ from the budgeted amounts reported by an institution on the FD-10 form.

Additional research and public service programs, each with a minimum budgeted direct State General Fund support of \$100,000, may be submitted by an institution with council staff approval. Each new separately identified program should be submitted with a narrative explaining why the program warrants being reported separately.

For each identified program, report direct and indirect state support (definitions for direct and indirect support are included in the general definitions).

Round all amounts to the nearest hundred dollars.

**FD-19 Consolidated Revenues and Expenses (GASB Format)** – Institutions are to submit consolidated data on the council form. Consolidated data refers to unrestricted and restricted data for the institution and all affiliated corporations or foundations. The definitions for the reporting categories are the same as those used for FD-1 And FD-2 forms.

Round all numbers to the nearest hundred dollars.

**FD-20 State Mandated Tuition Waiver Programs** - Institutions are to report the number of participants and actual expenditure data for the fiscal year ending June 30 of the same year that the report is due and budgeted data for the current fiscal year.

One form per institution is to be completed. The Kentucky Community and Technical College System should report aggregate system data.

Round all amounts to the nearest hundred dollars.

**FD-21 Endowment Match Program Outcome Measures Report** – Institutions are to submit consolidated data on the council form. “Consolidated data” refers to data for the institution and all affiliated corporations or foundations.

Data should be provided for the most recent completed fiscal year and the prior fiscal year. ***Do not round numbers submitted on this form.***

Where applicable, institutions should report the same figures on the FD-21 form that they report to national-level data collection organizations, such as the Council for Aid to Education (CAE Voluntary Support of Education Survey), the National Association of College and University Business Officers (NACUBO Endowment Study), the National Science Foundation (NSF Survey of Research and Development Expenditures at Universities and Colleges), and the Association of University Technology Managers (AUTM Licensing Survey).

**FD-22 Presidential Compensation** - Each institution is to report its board-approved presidential salary and benefits information for the fiscal year indicated.

Report:

- Annual base salary.



- All fringe benefits which exceed the standard benefits provided to institution employees (may include additional health, life, and disability insurance, and retirement, etc).
- Housing – indicate if housing is provided or a housing allowance is included in the compensation package.
  - Sample responses: “Housing provided,” “Housing Allowance of \$ \_\_\_ per year provided,” “no housing or housing allowance provided.”
- Automobile – indicate if an automobile is provided or allowance for an automobile is included in the compensation package. See housing samples above.
- Travel and Entertainment – report the policy for payment or reimbursement for travel and entertainment expenses.
- Other – report any other benefits provided in the compensation package such as bonuses, club memberships, sabbaticals, etc.
- Term of contract – report the beginning and ending date of the current contract.

**FD-23 Endowment Match Program Accounts Status Report** – Institutions are to report the historic dollar value, market value, and underwater status of all university and foundation endowment accounts containing state appropriated Bucks for Brains program distributions, private matching funds, or both for the most recently completed fiscal year and the prior fiscal year.

In addition, institutions are to report cash gifts added, earnings, and expenditures for the most recently completed fiscal year and unexpended earnings from prior years. These data will be used to calculate and report cumulative earnings minus expenditures and estimated depletion of endowment principal.

Numbers should be rounded to the nearest whole dollar on this form.

**FD-24 Gross Tuition and Fee Revenue and Institutional Financial Aid by Residency Status-** Institutions are to report gross tuition and fee revenue and institutional financial aid by student level (undergraduate, graduate) and student residency status (resident, nonresident, reciprocity). Institutional financial aid is to include institutional aid from all unrestricted sources. Institutional aid from restricted sources is to be excluded.

Round all amounts to the nearest hundred dollars.

**FINANCE REPORTING FORMS  
DUE DATES**

<b>FORM</b>	<b>DUE DATES</b>
FD-1A Consolidated Current Funds Revenue (Actual)	<b>November 1</b>
FD-1B Consolidated Current Funds Revenue (Budgeted)	<b>November 1</b>
FD-2A Consolidated Current Funds Expenditures and	<b>November 1</b>
FD-2B Consolidated Current Funds Expenditures and	<b>November 1</b>
FD-10 Worksheet for Interstate Comparison Reporting	<b>November 1</b>
FD-19 Consolidated Revenues and Expenditures (GASB Format)	<b>November 1</b>
FD-20 State Mandated Tuition Waiver Programs	<b>November 1</b>
FD-21 Endowment Match Program Outcome Measures Report	<b>November 1</b>
FD-22 Presidential Compensation Package	<b>November 1</b>
FD – 23 Endowment Match Program Accounts Status Report	<b>November 1</b>
FD-24 Gross Tuition and Fee Revenue and Institutional	<b>November 1</b>
internal Operating Budgets	<b>November 1</b>
Audited Financial Statements (University and <b>ALL</b> Affiliated and Unaffiliated Corporations)	<b>November 1</b>
HB 622 Compliance Report	<b>November 1</b>
Higher Education Research and Development Survey (HERD)	<b>November 1</b>

## FINANCE

### **Definitions - General**

**Accrual Accounting** - Data are to be reported using the accrual basis of accounting. Revenues should be reported when earned and expenditures when materials or services are received. Included in expenditures are (1) all expenses incurred, in accordance with generally accepted accounting principles, (2) expenditures for the acquisition of capital assets, including library books, to the extent expended, and (3) expenditures for annual debt service requirements. Expenses incurred as of the balance sheet date should be accrued and expenses applicable to future periods should be deferred. Certain deferrals and accruals, such as investment income and interest on student loans, may be omitted if the omission does not have a material effect on the financial statements.

**Affiliated Corporation** - An affiliated corporation is a corporate entity which is not a public agency and which is organized pursuant to the provisions of KRS Chapter 273 over which an institution exercises effective control, by means of appointments to its board of directors, and which could not exist or effectively operate in the absence of substantial assistance from an institution. (See Table 25 for a list of affiliated corporations.)

**Agency Funds** – Funds held by the institution acting as custodian or fiscal agent.

**Athletic Fee** – A separately identified fee that has been created by board action or by a vote by the student body. Revenue generated from this fee should be reported as revenue on form FD-11, Intercollegiate Athletics.

**Computer/Technology Fee** – A fee charged all students where the revenue from the fee is dedicated to the use, purchase, and upgrade of student accessible computers and technology.

**Current Funds** - The current funds group includes those economic resources of a college or university which are expendable for the purpose of performing the primary missions of the institution - instruction, research, and public service - and which are not restricted by external sources or designated by the governing board for other than operating purposes. The term "current" means that the resources will be expended in the near term and that they will be used for operating purposes.

**Direct Support** - Support that is specifically designated for a program and usually includes salaries and wages, fringe benefits, and operating expenses.

**Encumbrances** - An encumbrance represents an obligation incurred in the form of an order, contract, or similar commitment on which liabilities will be recognized when goods are delivered or services rendered. It establishes a claim against a particular fund balance in anticipation of a future expenditure.

**Endowment Funds and Similar Funds** - Includes endowment funds, quasi-endowment funds and term endowment funds. Endowment funds are those for which donors or other external agencies have stipulated, under the terms of the gift instrument creating the fund, that the principal of the fund is not expendable - that is, it is to remain inviolate in perpetuity and is to be invested for the purpose of producing present and future income, which may be expended or added to the principal. Quasi-endowment funds (funds functioning as endowment) are funds that the governing board of the institution, rather than a donor or other external agency, has determined are to be retained and invested. Term endowment funds are like endowment funds, except that all or part of the principal may be utilized after a stated period of time or upon the occurrence of a certain event. State funds from the Endowment Match Program (Bucks for Brains) must be reported on the institution's balance sheet even if held by an affiliated or non-affiliated corporation/foundation.

**Foundation** - See Affiliated Corporation.

**Indirect Support** - Support that is not specifically identified for a program but is budgeted in support of the program; for example, the program share of operation & maintenance, libraries, student services, etc.

**Interdepartmental Transactions** - Interdepartmental transactions between service departments and storerooms and other institutional departments or offices should not be reported as revenues of the service departments but rather as reductions of expenditures of such departments, since those transactions are essentially interdepartmental transfers of costs. The billed price of services and materials obtained from service departments and central stores by offices and departments of the institution should be accounted for as expenditures of those offices and departments, just as if they had been obtained from sources outside the institution.

**Intrainstitutional Transactions** - Certain intrainstitutional transactions should be reflected in the financial statements of the institution as revenues and expenditures. For example, milk sold by the dairy department to the dining halls should be treated as sales and services revenues of the selling department and as expenditures of the receiving department. Sales and services of auxiliary enterprises to other departments - for example, catering by the food services department in the entertainment of institutional guests and sales by the college store to instructional departments - should be treated as sales and services revenues of the respective auxiliary enterprises and as expenditures of the unit receiving the services or materials.

**Life Income** - These funds are acquired by an institution under agreements whereby money or other property is made available to an institution on condition that it bind itself to pay periodically to the donors or other designated individuals the income earned by the assets donated, usually for the lifetimes of the income beneficiaries.

**Loan Funds** - Those resources available for loans to students, faculty, and staff. Loan funds are derived from different sources (e.g., federal, state, or local appropriations or private donors).

**Mandatory Student Fees** - Fees assessed each full-time student regardless of degree level or program. Mandatory student fees do NOT include fees assessed a student in a particular program (e.g., music, nursing, laboratories) or fees unique to a given situation (e.g., late registration, automobile registration), or fees for room and board. Mandatory fees do include fees for health services, building use fee, activity fee, computer use fee, athletic fee, and auxiliary fee, where the programs are not optional for full-time students.

**Plant Funds** - The plant funds group is used to account for unexpended plant funds to acquire long-lived assets for institutional purposes, funds for renewals and replacements, funds for retirement of indebtedness, and funds for investment in plant.

**Restricted Current Funds** - Those funds that are resources provided to an institution that have externally established limitations or stipulations placed on their use.

**Transfer Versus Loans Among Funds** - If the movement of funds between fund groups is considered permanent, this transaction should be treated as an outright transfer. If the movement of funds between fund groups is temporary with repayment expected within a reasonable period of time, the transaction should be treated as interfund borrowing with an appropriate liability established.

### **Definitions - Revenue**

**Budgeted Fund Balance as Support** - Includes funds brought forward from previous fiscal years and budgeted in the current period to fund current funds expenditures.

**Endowment Income** - Includes: 1) unrestricted income of endowment and similar funds, 2) restricted income of endowment and similar funds to the extent expended for current operating purposes, and 3) income from funds held in irrevocable trust by others.

**Fund Balances** - Fund balances consist of unrestricted and restricted balances brought forward from prior fiscal periods.

**Governmental Appropriations - Federal, State, Local** - Include those funds received from or made available to an institution through acts of a legislative body. Governmental appropriations should be categorized on the basis of the governmental level (federal, state, or local) of the legislative body providing the appropriation. They do not include governmental grants or contracts. These three sources of revenue include all unrestricted appropriations and all restricted appropriations to the extent expended for current operations.

The determination of whether a particular governmental appropriation should be classified as restricted or unrestricted funds should be based upon the ability of the institution to effect a change in the intended use of the funds during the reporting period. If a change can be made without having to go through the legislative process, the funds should be considered unrestricted.

**Governmental Grants and Contracts - Federal, State, Local** - Include revenues from governmental agencies which are received or made available for specific projects or programs. Examples are research projects, training programs, and similar activities for which amounts are received or expenditures are reimbursable under the terms of a governmental grant or contract.

Governmental grants and contracts should be categorized on the basis of the level (federal, state, or local) of the agency providing the funds to the institution.

Restricted funds are included in this revenue source for a given year only to the extent that they represent revenues supporting expenditures during that year. Unspent restricted funds should remain as restricted current fund balances to be carried forward to the next period and included in current fund revenue in the year in which they are actually spent. The revenues include only the revenues equal to direct expenditures incurred in conjunction with the grant or contract. Amounts equal to associated indirect cost reimbursements should be separately reported as unrestricted revenue.

**Indirect Cost Reimbursement** - Includes amounts recovered for the indirect support of federal, state, local, and private grants and contracts.

**Investment Income** - Includes current funds revenue, interest, and dividends not reported under endowment or any other non-expendable fund income.

**Other Revenue** - All sources of current funds revenue not included in other classifications. Examples are gains and losses on investments in current funds, miscellaneous rentals and sales, expired term endowments, and terminated annuity of life income agreements, if not material.

**Private Gifts, Grants and Contracts** - Includes amounts from individuals or nongovernmental organizations. The funds included in this revenue source are of two types: (1) private gifts and grants, and (2) private contracts. Private gifts and grants include those funds received from private donors for which no legal consideration is involved; i.e., no specific goods or services must be provided to the donor in return for the funds. Private contracts include those funds received for which specific goods and services must be provided to the funder as a stipulation for receipt of the funds. This category includes all unrestricted gifts, grants, and bequests as well as all restricted gifts, grants, and contracts to the extent that revenues received are expended in the year received.

**Sales and Services of Auxiliary Enterprises** - This category consists of all revenues including funds assigned to debt service generated by the auxiliary enterprise operations of an institution. An auxiliary enterprise is an entity which exists to furnish goods or services to students, faculty, or staff and charges a fee that is directly related, although not necessarily equal, to the cost of the service. The distinguishing characteristic of auxiliary enterprises is that they are managed as essentially self-supporting operations. The general public may incidentally be serviced by some auxiliary enterprises. Auxiliary enterprises include operations such as food service facilities, residential facilities, student health services, intercollegiate athletics (if operated essentially as a self-supporting activity), college stores.

**Sales and Services of Educational Activities** - Includes revenues derived from the sales of goods or services which are incidental to the conduct of instruction, research, or public service. It may include the income from programs which provide support to the instruction, research, and public service areas. This category does not include the revenues generated by hospitals operated by an institution. However, revenues derived from health clinics that are not part of a hospital or an auxiliary services student health services program should be reported in this category. Examples of sales and services of educational activities revenue include film rentals, scientific and literary publications, testing services, university presses, laboratory schools, teaching clinics, and dairy products.

**Sales and Services of Hospitals** - Includes the revenue (net of discounts, allowances, and provision for doubtful accounts) generated by a hospital operated by an institution. Revenue from daily patient services, revenue from special services, revenue from other services, and revenue of health clinics that are part of the hospital should be included in this category. Not included are revenues for research and other specific-purpose gifts, grants, and endowment income restricted to the hospital.

**Tuition and Fees** - Tuition and fees include all charges which must be paid by a student, for example, 1) applying for admission to the institution, 2) enrolling in the institution, 3) enrolling in specific courses, (e.g., lab fees) or 4) graduating from the institution or receiving a transcript. Tuition and fees should be recorded as revenue even though there is no intention of collection from the student. The amounts of such remissions or waivers should be recorded as expenditures and classified as scholarships and fellowships or as staff benefits associated with the appropriate expenditure category to which the personnel relate. Charges for room, board, and other services rendered by auxiliary enterprises are not included in this category.

### **Definitions - Expenditures and Transfers**

**Academic Support** - Includes funds budgeted or expended primarily to provide support services for the institution's primary missions - instruction, research, and public service. This category includes the subprograms of museums and galleries, audio-visual services, academic computing support, ancillary support, academic administration, academic personnel development, and course and curriculum development.

**Auxiliary Enterprises** - Includes all budgeted and actual expenditures and transfers associated with the operation of auxiliary enterprises. An auxiliary enterprise is an entity that exists to furnish goods or services to students and that charges a fee directly related to, though not necessarily equal to, the cost of the goods or services. This category includes subcategories for auxiliary enterprises - student, auxiliary enterprises - faculty/staff, intercollegiate athletics (essentially self-supporting only), and mandatory transfers/auxiliary enterprises.

**Capital Outlay** - The exchange of values involved in acquiring land, buildings, equipment, or other permanent properties, or in their construction, development, or permanent improvement.

**Debt Service** - The amount of money required to pay the interest, principal, and required contributions to accumulate moneys for future retirement of lawfully incurred debt.

**E&G Minor Maintenance and Repair Expense** – The current funds expenditures for minor maintenance and repair of educational and general facilities - items that are low in cost to correct and are normally included as part of the annual operation and maintenance funding.

**E&G Custodial Services and General Maintenance Expense** – The current funds expenditures for custodial services and general building maintenance of educational and general facilities.

**Other E&G O&M Maintenance Expense** – The current funds expenditures for maintenance of educational and general facilities - net of general maintenance expense, custodial services and building maintenance expense, and utilities expense. Items in this category must be specified.

**E&G Non-recurring Capital Projects** – The expenditures for non-recurring capital projects less than \$400,000 that were not funded through regular budgeted maintenance sources. Funding for direct costs of facility deficiencies resulting from normal deterioration and usage -- individual projects of a magnitude in scope and cost whereby funding is normally established on an individual basis.

**Grants, Loans, or Benefits** - Expenditures for any grant, aid, loan or relief payment to individuals, or organizations, or jurisdictions not otherwise classified.

**Hospitals** - Includes all budgeted and actual expenditures and transfers associated with the patient-care operations of a university-operated hospital. Expenditures for those activities that take place within the hospital but are more appropriately classified as instruction or research are excluded. This category includes subcategories for direct patient care, health care supportive services, administration of hospitals, physical plant operations for hospitals, and mandatory transfers/hospitals.

**Institutional Financial Aid** - Expenditures on Student Aid Programs Funded by Institutional Funds

**Institutional Financial Aid from Restricted Resources** - Expenditures for scholarships and fellowships received from private sources (e.g., businesses, foundations, individuals, foreign governments) that used restricted-expendable net assets of the institution.

**Institutional Financial Aid from Unrestricted Resources:** Expenditures for scholarships and fellowships from unrestricted net assets of the institution. The institutional matching portion of federal, state, or local grants is reported here. Athletic scholarships are also included here.

**Institutional Support** - Includes funds budgeted or expended for those activities carried out to provide for both day-to-day functioning and the long-range viability of the institution as an operating institution. Subcategories include executive management, fiscal operations, general administration and logistical services, administrative computing support, and public relations/development.

**Instruction** - Includes all funds budgeted or expended for credit and noncredit courses for academic, vocational, and remedial purposes in regular, special, and extension sessions. Expenditures for departmental research and public service that are not separately budgeted are also included. This category includes subcategories for general academic instruction, occupational/technical instruction, summer and special session instruction, community education, and preparatory/adult basic education.

**Libraries** - Includes all funds budgeted or expended for all activities that directly support the collection, cataloging, storage, and distribution of published materials in support of an institution's academic programs. To be included in this activity, a library should be separately organized and serve more than one academic department or activity.

**Mandatory Transfers** - Includes transfers from the current funds group to other fund groups arising out of binding legal agreements related to the financing of educational plant and/or grant agreements that require matching funds. This category includes subcategories for provision for debt service on educational plant, loan fund matching grants, and other mandatory transfers.

**Nonmandatory Transfers** - This category includes those transfers between the current funds group and other fund groups made at the discretion of the governing board to serve a variety of objectives, such as additions to loan funds, additions to quasi-endowment funds, general or specific plant additions, voluntary renewals and replacements of plant, and prepayments on debt principal.

**Operating Expenses** - Expenditures directly attributable to the operation of the institution and not otherwise classified.

**Operation and Maintenance of Plant** - Includes all funds budgeted or expended for the operation and maintenance of the physical plant, net of amounts charged to auxiliary enterprises, hospitals, and/or independent operations. This category includes subcategories for physical plant administration, building maintenance, custodial service, utilities, landscape and grounds maintenance, and major repairs and renovations.

**Personnel Costs** - Includes all funds budgeted or expended for salaries, wages, benefits, (including, but not limited to, employer's share of FICA, retirement contributions, insurance, unemployment insurance, workers' compensation), and payments to persons awarded personal service contracts.

**Public Service** - Includes funds budgeted or expended for activities established primarily to provide noninstructional services beneficial to individuals outside the institution. This category includes subcategories for community service, cooperative extension service, and public broadcasting services.

**Research** - Includes funds budgeted or expended for activities specifically organized to produce research outcomes, whether commissioned by an agency external to the institution or separately budgeted by an organizational unit within the institution. Subject to these conditions, it includes funds budgeted or expended for individual and/or project research as well as those of institutes and research centers. Funds for departmental research that are separately budgeted specifically for research are included in this category.

**Student Services** - Includes funds budgeted or expended for those activities whose primary purpose is to contribute to the student's intellectual, cultural, and social development outside the context of the formal instruction program. This category includes subcategories for student services administration, social and cultural development, counseling and career guidance, financial aid administration, student admission, student records, student health services, and intercollegiate athletics. Intercollegiate Athletics is categorized as a student services "educational and general" expenditure unless it is operating as a self-supporting activity and, therefore, reported as an auxiliary enterprise operation. Examples of intercollegiate athletics expenditures are salaries of coaches and trainers, officiating, travel, student financial aid, ticket sales, and advertising. Excluded from intercollegiate athletics are those activities that relate to intramural athletics.

**Scholarships and Fellowships** - Includes funds budgeted or expended for scholarships and fellowships in the form of outright grants to students selected by the institution and financed from current funds, restricted or unrestricted. Should also include trainee stipends, prizes, and awards, except trainee stipends awarded to individuals who are not enrolled in formal coursework, which should be charged to instruction, research or public service, as appropriate. When services are required in exchange for financial assistance, as in the College Work-Study program, the charges should be classified as expenditures of the department or unit to which the service is rendered. Aid to students in the form of tuition or fee remissions should be included in this category. However,



remissions of tuition and fees granted because of faculty or staff status should be recorded as staff benefit expenditures in the appropriate expenditure category.

**Utilities** - Includes fuel, electricity, water, and sewage. The operation and maintenance of institutionwide production and distribution systems, such as central heating and cooling plants and electrical, water, and sewage distribution systems, should be considered as part of utility operations.

### **Definitions – Endowment Match Program**

**Active Licenses/Options Executed** – The cumulative number of licenses/options overall years that had not terminated by the end of the fiscal year.

**Cash Gifts Added** – The amount of cash gifts added to the corpus of the fund during the most recently completed fiscal year, including state appropriated Bucks for Brains program distributions, private matching funds, unmatched private gifts, and unexpended earnings from prior years added to the corpus of the fund.

**Cumulative Earnings** – The sum of current year earnings and unexpended earnings from prior years.

**Current Year Earnings** – Includes dividends, interest earnings, and other spendable proceeds that accrued during the most recently completed fiscal year as a result of invested university and foundation endowment assets. It does not include appreciation of asset value.

**Current Year Expenditures** – The amount of current year earnings, unexpended prior year earnings, or appreciation of asset value on university or foundation endowments expended during the most recently completed fiscal year.

**Endowment Assets** – The total of all long-term financial assets, including those held for university benefit by others. In assessing the level of assets, we are interested in the total of all financial assets (and other assets that are likely to be converted into financial assets, such as real estate held in the endowment) that are intended for long-term support. For most independent institutions, these long-term financial assets reside entirely in their endowment fund. (We exclude current fund and plant fund financial assets, as well as, any pension funds. Data on annuity and life income funds are collected separately.) Publicly supported, and some independent institutions may have endowment assets held for their benefit by others, often in foundations. These assets and the support they generate should be included.

**Estimated Depletion of Principal** – A calculated field that yields estimated depletion of endowment principal that occurs when current year expenditures exceed the sum of cumulative earnings and appreciation of asset value.

**Extramural R&D Expenditures** – The amount of current fund separately budgeted R&D expenditures in the sciences and engineering commissioned by an agency external to the institution. External agencies include the Federal Government, state and local governments, industry, and all sources other than the institution.

**Federally Financed R&D Expenditures** – The amount of current fund separately budgeted R&D expenditures in the sciences and engineering commissioned by the Federal Government.

Current funds are expenditures of funds available for current operations. Such expenditures include all unrestricted gifts and restricted current funds to the extent that such funds were expended for current operating purposes.

Separately budgeted research and development (R&D) expenditures include all funds expended for activities specifically organized to produce research outcomes and commissioned by an agency either external to the institution or separately budgeted by a unit of the organization. Included are expenditures for research equipment purchased under research project awards from current fund accounts. Also included are research funds for which an outside organization, educational or other, is a subrecipient. Excluded are training grants, public service grants, demonstration grants, and departmental research expenditures that are not separately budgeted. Also excluded are any R&D expenditures in the fields of education, law, humanities, music, the arts, physical education, library science, as well as other non-science fields.

**Historic Dollar Value of Fund** – The aggregate of the original gift corpus plus subsequent donor contributions to the fund and other additions as required by the donor or by law. It does not include increases or decreases in the fund due to investment results or inflation.

**Invention Disclosures Received** – Includes the number of invention disclosures, no matter how comprehensive, that are made in the year requested and are counted by the institution.

**License Income Received** – Includes license issue fees, payments under options, annual minimums, running royalties, termination payments, the amount of equity received when cashed-in, and software and biological material end-user license fees equal to \$1,000 or more, but not research funding, patent expense reimbursement, a valuation of equity not cashed-in, software and biological material end-user fees less than \$1,000, or trademark licensing royalties from university insignia. License income also does not include income received in the support of the cost to make and transfer materials under material transfer agreements.

**Licenses/Options Executed** – The number of license or option agreements that were executed in the year indicated for all technologies. Each agreement, exclusive or non-exclusive, should be counted separately. Licenses to software or biological material end-users of \$1,000 or more may be counted per license, or as 1 license, or 1/each for each major software or biological materials product (at manager's discretion) if the total number of end-user licenses would unreasonably skew the institution's data. Licenses for technology protected under U.S. plant patents (US PP) or plant variety protection certificates (US PVPC) may be counted in a similar manner to software or biological material products as described above at manager's discretion. Material transfer agreements are not to be counted as licenses/options.

A license agreement formalizes the transfer of technology between two parties, where the owner of the technology (licensor) permits the other party (licensee) to share the rights to use the technology. An option agreement grants the potential licensee a time period during which they may evaluate the technology and negotiate the terms of a license agreement. An option agreement is not constituted by an option clause in a research agreement that grants rights to future inventions, until an actual invention has occurred that is subject to that option.

**Market Value of Fund Assets** – The value of gross investments of endowment funds, term endowment funds, and funds functioning as endowments for a university and any of its foundations as determined in the market at a specific point in time.

**New U.S. Patent Applications Filed** – The number of new U.S. patent applications filed is a subset of total U.S. patent applications filed. It does not include continuations, divisionals, or reissues, and typically does not include CIPs. A provisional application filed during the fiscal year may be counted as new. If a provisional application is converted to a regular application during the fiscal year, then that corresponding regular application should not be counted as new. A PCT application counted in total U.S. patent applications filed where the PCT application is a first filing and where the U.S. is designated may be counted as new.

**Start-Up Companies** – Companies that were dependent upon licensing the institution’s technology for initiation. If a technology was licensed to an existing company, that company should not be considered a start-up company.

**U.S. Patent Applications Filed** – Includes any filing made in the U.S. during the survey year, including provisional applications, provisional applications that are converted to regular applications, new filings, CIPs, continuations, divisionals, reissues, and plant patents. Applications for certificates of plant variety protection should also be included. U.S. patents filed should also include PCT applications where the PCT application is the first filing where the U.S. is designated. A PCT application that follows a previous U.S. application would not be included.

**U.S. Patents Issued** – Includes the number of U.S. patents issued or reissued to your institution in the year requested. Certificates of plant variety protection issued by the U.S.D.A. should be included.

**Unexpended Earnings from Prior Years** – Accumulated unexpended earnings from prior years available for expenditure in the most recently completed fiscal year. It includes residual earnings maintained in reserve accounts and carry-forward balances. It does not include unexpended earnings that have been added to the corpus of the fund.

**Voluntary Support Received** – Includes all contributions actually received by an institution (or its foundation) during the fiscal year, in the form of cash, securities, company products, and other property from alumni, non-alumni individuals, corporations, foundations, religious organizations, and other groups. The face value of deferred gifts received during the fiscal year should also be included. Not included in the total are public funds, earnings on investments held by the institution, and unfulfilled pledges.

**DUE DATE:**

Higher Education Research & Development Survey (HERD)  
Date to Submit to CPE: March 1

**Higher Education Research & Development**

**General Instructions:**

The Higher Education Research and Development Survey (HERD) is distributed annually by the National Science Foundation (NSF). The survey provides data that pertains to research and development (R&D) activities at higher education institutions. Please report R&D activities and expenditures for your institution's **2017 fiscal year**.

**Collection Logistics:**

In order to submit the HERD survey data to CPE, please email it to [bethanie.butler@ky.gov](mailto:bethanie.butler@ky.gov).

**Why Do We Collect it?**

Your responses to the HERD survey include the segmentation of funding based on discipline and sector, which are breakouts that inform our understanding of the focus area, ***Research, Economic, and Community Development***. Specifically, the survey is used to calculate the performance metric, **Externally Funded Research and Development**, which is defined as the amount of R&D expenditures in Science and Engineering from federal, state, local, corporate, and foundation funding, but excluding institutionally-funded research.

**Note: Data submitted on templates provided in KPEDS NG populate the following forms:**

**FD-1A CONSOLIDATED CURRENT FUNDS REVENUE  
ACTUAL FISCAL YEAR 2018-19  
DUE DATE: November 1  
INSTITUTION:**

	Actual FY 2018-19		
	Unrestricted	Restricted	Total
<b>Educational and General (E&amp;G)</b>			
Tuition and Fees			
Degree Credit - Fall			-
Degree Credit - Winter			-
Degree Credit - Spring			-
Degree Credit - Summer			-
<i>Subtotal Tuition</i>	-	-	-
Noncredit			-
Mandatory Student Fees			-
Other Fees			-
<i>Subtotal Tuition and Fees</i>	-	-	-
Less: Scholarship Allowances			
Net Tuition and Fees	-	-	-
Governmental Appropriations-Federal			
Agricultural Experiment Station			-
Agricultural Extension Service			-
Other Current Appropriations			-
<i>Subtotal Governmental Appropriations-Federal</i>	-	-	-
Governmental Appropriations-State			-
Governmental Appropriations-Local			-
Governmental Grants and Contracts-Federal			
Pell Grants			-
Supplemental Educational Opportunity Grants			-
College Work Study			-
Other Grants and Contracts			-
<i>Subtotal Governmental Grants and Contracts-Federal</i>	-	-	-
Governmental Grants and Contracts-State			-
Governmental Grants and Contracts-Local			-
Non-Governmental Grants and Contracts			-
Gifts, Donations, and Pledges			-
Indirect Cost Reimbursement			-
Investment Income			-
Endowment Income			-
Sales and Services of Educational Activities			-
Budgeted Fund Balance as Support			-
Other			-
<b>Total Educational and General (E&amp;G)</b>	-	-	-
<b>Sales and Services of Auxiliary Enterprises</b>			
Housing			-
Food Service			-
Bookstores			-
Other			-
Intercollegiate Athletics			-
Mandatory Student Fees			-
<b>Total Auxiliary Enterprises</b>	-	-	-
<b>Sales and Services of Hospitals</b>			-
<b>TOTAL CURRENT FUNDS REVENUE</b>	-	-	-

Are affiliated corporation funds included? yes \_\_\_ no \_\_\_

If yes, are the affiliated corporations those listed in Table 25? yes \_\_\_ no \_\_\_

If no, provide explanation.

**Note: Data submitted on templates provided in KPEDS NG populate the following forms:**

**FD-1B CONSOLIDATED CURRENT FUNDS REVENUE  
BUDGETED FISCAL YEAR 2019-20  
DUE DATE: November 1  
INSTITUTION:**

	Budgeted FY 2019-20		
	Unrestricted	Restricted	Total
<b>Educational and General (E&amp;G)</b>			
Tuition and Fees			
Degree Credit - Fall			-
Degree Credit - Winter			-
Degree Credit - Spring			-
Degree Credit - Summer			-
<i>Subtotal Tuition</i>	-	-	-
Noncredit			-
Mandatory Student Fees			-
Other Fees			-
<i>Subtotal Tuition and Fees</i>	-	-	-
Less: Scholarship Allowances			
Net Tuition and Fees	-	-	-
Governmental Appropriations-Federal			
Agricultural Experiment Station			-
Agricultural Extension Service			-
Other Current Appropriations			-
<i>Subtotal Governmental Appropriations-Federal</i>	-	-	-
Governmental Appropriations-State			-
Governmental Appropriations-Local			-
Governmental Grants and Contracts-Federal			
Pell Grants			-
Supplemental Educational Opportunity Grants			-
College Work Study			-
Other Grants and Contracts			-
<i>Subtotal Governmental Grants and Contracts-Federal</i>	-	-	-
Governmental Grants and Contracts-State			-
Governmental Grants and Contracts-Local			-
Non-Governmental Grants and Contracts			
Gifts, Donations, and Pledges			-
Indirect Cost Reimbursement			-
Investment Income			-
Endowment Income			-
Sales and Services of Educational Activities			-
Budgeted Fund Balance as Support			-
Other			-
<b>Total Educational and General (E&amp;G)</b>	-	-	-
<b>Sales and Services of Auxiliary Enterprises</b>			
Housing			-
Food Service			-
Bookstores			-
Other			-
Intercollegiate Athletics			-
Mandatory Student Fees			-
<b>Total Auxiliary Enterprises</b>	-	-	-
<b>Sales and Services of Hospitals</b>			-
<b>TOTAL CURRENT FUNDS REVENUE</b>	-	-	-

Are affiliated corporation funds included? yes \_\_\_ no \_\_\_

If yes, are the affiliated corporations those listed in Table 25? yes \_\_\_ no \_\_\_

If no, provide explanation.

**Note: Data submitted on templates provided in KPEDS NG populate the following forms:**

**FD-2A CONSOLIDATED CURRENT FUNDS EXPENSES AND TRANSFERS BY FUNCTIONAL  
NATURAL OBJECT CODE  
ACTUAL FISCAL YEAR 2018-19  
DUE DATE: November 1  
INSTITUTION:**

<b>By Function</b>	<b>Actual FY 2018-19</b>		
	<b>Unrestricted</b>	<b>Restricted</b>	<b>Total</b>
<b>Educational and General (E&amp;G)</b>			
Instruction			-
Research			-
Public Service			-
Libraries			-
Academic Support			-
Student Services			-
Institutional Support			-
Operation and Maintenance of Plant			-
Student Financial Aid			-
Depreciation			-
Other Educational and General Expenses			-
<i>Subtotal E&amp;G</i>	-	-	-
Mandatory Transfers			-
Nonmandatory Transfers			-
<b>Total Educational and General (E&amp;G)</b>	-	-	-
<b>Auxiliary Enterprises</b>			
Auxiliary Enterprise Operations			-
Mandatory Transfers			-
Nonmandatory Transfers			-
<b>Total Auxiliary Enterprises</b>	-	-	-
<b>Hospitals</b>			
Hospital Operations			-
Mandatory Transfers			-
Nonmandatory Transfers			-
<b>Total Hospitals</b>	-	-	-
<b>TOTAL EXPENSES/TRANSFERS BY FUNCTION</b>	-	-	-
<b>By Natural Object</b>			
Personnel Costs			-
Operating Expenses			-
Grants, Loans, or Benefits			-
Debt Service			-
Capital Outlay			-
<b>TOTAL EXPENDITURES BY NATURAL OBJECT</b>	-	-	-

Are affiliated corporation funds included? yes \_\_\_ no \_\_\_

If yes, are the affiliated corporations those included in Table 25? yes \_\_\_ no \_\_\_

If no, provide explanation.

**Note: Data submitted on templates provided in KPEDS NG populate the following forms:**

**FD-2B CONSOLIDATED CURRENT FUNDS EXPENSES AND TRANSFERS BY FUNCTIONAL  
NATURAL OBJECT CODE  
BUDGETED FISCAL YEAR 2019-20  
DUE DATE: November 1  
INSTITUTION:**

<b>By Function</b>	<b>Budgeted FY 2019-20</b>		
	<b>Unrestricted</b>	<b>Restricted</b>	<b>Total</b>
<b>Educational and General (E&amp;G)</b>			
Instruction			-
Research			-
Public Service			-
Libraries			-
Academic Support			-
Student Services			-
Institutional Support			-
Operation and Maintenance of Plant			-
Student Financial Aid			-
Depreciation			-
Other Educational and General Expenses			-
<i>Subtotal E&amp;G</i>	-	-	-
Mandatory Transfers			-
Nonmandatory Transfers			-
<b>Total Educational and General (E&amp;G)</b>	-	-	-
<b>Auxiliary Enterprises</b>			
Auxiliary Enterprise Operations			-
Mandatory Transfers			-
Nonmandatory Transfers			-
<b>Total Auxiliary Enterprises</b>	-	-	-
<b>Hospitals</b>			
Hospital Operations			-
Mandatory Transfers			-
Nonmandatory Transfers			-
<b>Total Hospitals</b>	-	-	-
<b>TOTAL EXPENSES/TRANSFERS BY FUNCTION</b>	-	-	-
<b>By Natural Object</b>			
Personnel Costs			-
Operating Expenses			-
Grants, Loans, or Benefits			-
Debt Service			-
Capital Outlay			-
<b>TOTAL EXPENDITURES BY NATURAL OBJECT</b>	-	-	-

Are affiliated corporation funds included? yes \_\_\_ no \_\_\_

If yes, are the affiliated corporations those included in Table 25? yes \_\_\_ no \_\_\_

If no, provide explanation.



**Note: Data submitted on templates provided in KPEDS NG populate the following forms:**

**FD-10 WORKSHEET FOR INTERSTATE COMPARISON REPORTING**  
**STATE APPROPRIATIONS**  
**BUDGETED FISCAL YEAR 2019-20**  
**DUE DATE: November 1**  
**INSTITUTION:**

	<b>Budgeted</b>
Direct Appropriation Allocations/Transfers** <i><b>Subtotal</b></i>	
Less: <b>State Supported Debt Service</b>	
<b>Public Service Programs</b> Direct Support Indirect Support <b>Total Support</b>	
<b>Research Programs</b> Direct Support Indirect Support <b>Total Support</b>	
<b>Total General Operating Appropriations</b>	

Per Secretary's Orders or Appropriation Acts.

\* For example, pass-through programs and trust funds.

**Note: Data submitted on templates provided in KPEDS NG populate the following forms:**

**CONSOLIDATED REVENUES AND EXPENSES**

**(GASB Format)**

**Institution:**

**Due Date: November 1**

	<b><u>Actual</u></b> <b><u>2018-19</u></b>	<b><u>Budgeted</u></b> <b><u>2019-20</u></b>
<b>REVENUE</b>		
<b>Operating Revenue</b>		
Student Tuition and Fees		
Less: Scholarship Allowances		
Net Tuition and Fees	-	-
Federal Grants and Contracts		
State and Local Grants and Contracts		
Nongovernmental Grants and Contracts		
Indirect and Recoveries		
Sales and Services		
Federal Appropriations		
County Appropriations		
Hospital Patient Services		
<i>Auxiliary Enterprises:</i>		
Housing and Dining		
Less: Scholarship Allowances		
Net Housing and Dining	-	-
Athletics		
Other Auxiliaries		
Other Operating Revenues		
<b>Total Operating Revenues</b>	<b>\$ -</b>	<b>\$ -</b>
<b>EXPENSES</b>		
<b>Operating Expenses</b>		
<i>Educational and General</i>		
Instruction		
Research		
Public Service		
Libraries		
Academic Support		
Student Services		
Institutional Support		
Operations and Maintenance of Plant		
Student Financial Aid		
Depreciation		
Other Educational and General Expenses		
<i>Total Educational and General</i>	-	-
Hospital and Clinics (including depreciation)		
<i>Auxiliary Enterprises:</i>		
Housing and Dining (including depreciation)		
Athletics (including depreciation)		
Other Auxiliaries		

**CONSOLIDATED REVENUES AND EXPENSES**  
**(GASB Format)**  
**Institution:**  
**Due Date: November 1**

	<b><u>Actual</u></b> <b><u>2018-19</u></b>	<b><u>Budgeted</u></b> <b><u>2019-20</u></b>
Other Expenses		
<b>Total Operating Expenses</b>	<b><u><u>-</u></u></b>	<b><u><u>-</u></u></b>

**CONSOLIDATED REVENUES AND EXPENSES**  
**(GASB Format)**  
**Institution:**  
**Due Date: November 1**

	<b>Actual</b>	<b>Budgeted</b>
	<b><u>2018-19</u></b>	<b><u>2019-20</u></b>
<b>NONOPERATING REVENUES (EXPENSES)</b>		
State Appropriations		
Gifts		
Investment Income		
Endowment Income		
Interest on Capital Asset-Related Debt		
Other Nonoperating Revenues and Expenses		
Net Nonoperating Revenue	\$ -	\$ -
Other Revenue		
Capital Appropriations		
Capital Grants and Gifts		
Additions to Permanent Endowments*		
Other		
Total Other Revenue	\$ -	\$ -

\* Includes Research Challenge Trust Fund Endowment Match Program funds.

**Note: Data submitted on templates provided in KPEDS NG populate the following forms:**

**System Summary  
State-Mandated Tuition Waiver Programs**

FD - 20

Institution:

Due Date: November 1, 2019

Tuition Waiver Program	Statutory Authority	Date Enacted and Last Amended <sup>2</sup>	Actual 2017-18		Budgeted 2018-19	
			# Participants	Budget	# Participants	Budget
Faculty and Staff <sup>1</sup>	KRS 164.020(32)	1997, 2000				
Persons 65 or older	KRS 164.284	1976				
Survivors of Police Officers, Firefighters, or Volunteer Firefighters Killed in the line of duty	KRS 164.2841	1986, 1990				
Child or Spouse of Disabled Police Officers, Firefighters, and Volunteer Firefighters	KRS 164.2842	1986, 1994				
Supervising Teachers and Resource Teachers	KRS 164.2845	2000				
War Veterans	KRS 164.480, 164.490, 164.500	1942, 1952 1942				
Children, Step-Children and Spouse of National Guard or Armed Services Member Killed in Action	KRS 164.505	1956, 2000				
Children, Step-Children, Orphans and Spouse of Disabled National Guard Member, War Veteran, Prisoner of War, Missing in Action or Armed Services Member	KRS 164.515	1960, 2000				
Children, Step-Children, and Orphans of War Veterans Killed in Action	KRS 164.507	2000				
Foster and Adopted Children	KRS 164.2847	2001				
<b>TOTAL</b>						

<sup>1</sup> Include only the state-mandated portion of the faculty/staff scholarship program. Benefits in excess of state law are not to be reported.

<sup>2</sup> Note laws enacted or amended in 2000.

**Note: Data submitted on templates provided in KPEDS NG populate the following forms:**

FD-21 Endowment Match Program Outcome Measures Report  
 Fiscal Years 2018 and 2019  
 Due Date: November 1

	FY 2016	FY 2017
<b>Annual Giving</b>		
Amount of Voluntary Support Received by the University	\$ -	\$ -
Amount of Voluntary Support Anticipated to be Matched	\$ -	\$ -
<b>Endowment Market Value</b>		
Market Value of University and Foundation Endowment Assets	\$ -	\$ -
Market Value of Match Program Endowment Assets	\$ -	\$ -
<b>Chairs and Professorships</b>		
Number of University Endowed Chairs	-	-
Number of Match Program Endowed Chairs	-	-
Number of University Endowed Professorships	-	-
Number of Match Program Endowed Professorships	-	-
<b>R&amp;D Expenditures</b>		
Amount of Federal R&D Expenditures Generated by the University	\$ -	\$ -
Amount of Federal R&D Expenditures Generated by Match Program Faculty	\$ -	\$ -
Amount of Extramural R&D Expenditures Generated by the University	\$ -	\$ -
Amount of Extramural R&D Expenditures Generated by Match Program Faculty	\$ -	\$ -
<b>Invention Disclosures and Patents</b>		
Number of Invention Disclosures Received by the University	-	-
Number of Invention Disclosures Generated by Match Program Faculty	-	-
Number of U.S. Patent Applications Filed by the University	-	-
Number of U.S. Patent Applications Generated by Match Program Faculty	-	-
Number of New U.S. Patent Applications Filed by the University	-	-
Number of New U.S. Patent Applications Generated by Match Program Faculty	-	-
Number of U.S. Patents Issued to the University	-	-
Number of U.S. Patents Generated by Match Program Faculty	-	-
<b>License/Option Agreements</b>		
Number of Licenses/Options Executed by the University	-	-
Number of Licenses/Options Generated by Match Program Faculty	-	-
Number of Active Licenses/Options Executed by the University	-	-
Number of Active Licenses/Options Generated by Match Program Faculty	-	-
Amount of License Income Received by the University	\$ -	\$ -
Amount of License Income Generated by Match Program Faculty	\$ -	\$ -
<b>Start-Up Activity</b>		
Number of Start-Up Companies Formed / Dependent on University Technology	-	-
Number of Start-Up Companies Formed / Generated by Match Program Faculty	-	-
Number of Start-Up Companies Formed / Operating In-State	-	-

Note: Match program figures are subsets of university-level data. As such, institutional totals reported above should include match program data.

Note: Data submitted on templates provided in KPEDS NG populate the following forms:

**FD-22 PRESIDENTIAL COMPENSATION PACKAGES - 2018-19**

Due Date: November 1, 2020

Institution/President	Salary	Fringe Benefits	Housing	Automobile	Travel and Entertainment	Other	Term of Contract
<b>Eastern Kentucky University</b> Michael T. Benson							
<b>Kentucky State University</b> Aaron Thompson - Interim							
<b>Morehead State University</b> Wayne D. Andrews							
<b>Murray State University</b> Robert Davies							
<b>Northern Kentucky University</b> Geoffrey S. Mearns							
<b>University of Kentucky</b> Eli Capilouto							
<b>University of Louisville</b> Interim							
<b>Western Kentucky University</b> Gary A. Ransdell							
<b>KCTCS</b> Michael McCall							

**Note: Data submitted on templates provided in KPEDS NG populate the following forms:**

FD-23 Endowment Match Program Accounts Status Report

Fiscal Years 2018 and 2019

Due Date: November 1

[Insert University Name]

Name of Endowed Fund	Date Established	Fiscal Year 2018			Fiscal Year 2019									
		Historic Dollar Value of Fund as of 06-30-18	Market Value of Fund Assets as of 06-30-18	Market Value Minus HDV	Total Cash Gifts Added During Year	Historic Dollar Value of Fund as of 06-30-19	Market Value of Fund Assets as of 06-30-19	Market Value Minus HDV	Current Year Earnings	Unexpended Earnings From Prior Years	Spendable Appreciation of Asset Value	Current Year Expenditures	Cumulative Earnings Minus Expenditures	Estimated Depletion of Principal
		-	-	-	-	-	-	-	-	-	-	-	-	-
		-	-	-	-	-	-	-	-	-	-	-	-	-
		-	-	-	-	-	-	-	-	-	-	-	-	-
		-	-	-	-	-	-	-	-	-	-	-	-	-
		-	-	-	-	-	-	-	-	-	-	-	-	-
		-	-	-	-	-	-	-	-	-	-	-	-	-
		-	-	-	-	-	-	-	-	-	-	-	-	-
		-	-	-	-	-	-	-	-	-	-	-	-	-
		-	-	-	-	-	-	-	-	-	-	-	-	-
		-	-	-	-	-	-	-	-	-	-	-	-	-

<sup>(a)</sup> The aggregate of the original gift corpus plus subsequent donor contributions to the fund and other additions as required by the donor or by law. It does not include increases or decreases in the fund due to investment results or inflation.

<sup>(b)</sup> The value of gross investments of endowment funds, term endowment funds, and funds functioning as endowments for a university and any of its foundations as determined in the market at a specific point in time.

<sup>(c)</sup> The amount of cash gifts added to the corpus of the fund during the most recently completed fiscal year, including state appropriated Bucks for Brains program distributions, private matching funds, unmatched private gifts, and unexpended earnings from prior years added to the corpus of the fund.

<sup>(d)</sup> Includes dividends, interest earnings, and other spendable proceeds that accrued during the most recently completed fiscal year as a result of invested university and foundation endowment assets. It does not include appreciation of asset value.

<sup>(e)</sup> Accumulated unexpended earnings from prior years available for expenditure in the most recently completed fiscal year. It includes residual earnings maintained in reserve accounts and carry-forward balances. It does not include unexpended earnings that have been added to the corpus of the fund.

<sup>(f)</sup> The amount of current year earnings, unexpended prior year earnings, or appreciation of asset value on university and foundation endowments expended during the most recently completed fiscal year.

<sup>(g)</sup> The sum of current year earnings and unexpended earnings from prior years, minus current year expenditures.

<sup>(h)</sup> A calculated field that yields estimated depletion of endowment principal that occurs when current year expenditures exceed the sum of cumulative earnings and appreciation of asset value.

■ - Calculated fields.

Last Revised: March 12, 2014



Note: Data submitted on templates provided in KPEDS NG populate the following forms:

**FD-24 Gross Tuition and Fee Revenue and Institutional Financial Aid by Residency Status**  
**Due Date: November 1**

**Institution Name:**

<b>UNDERGRADUATE STUDENTS</b>					
	<b>Actual 2016-17</b>		<b>Actual 2017-18</b>		<b>Budgeted 2018-19</b>
<b>Undergraduate Resident Students</b>					
Gross Tuition and Fee Revenue					
Institutional Financial Aid					
<b>Undergraduate Nonresident Students</b>					
Gross Tuition and Fee Revenue					
Institutional Financial Aid					
<b>Undergraduate Reciprocity Students</b>					
Gross Tuition and Fee Revenue					
Institutional Financial Aid					
<b>Total Undergraduate Students</b>					
Gross Tuition Revenue	\$	-	\$	-	\$ -
Institutional Financial Aid	\$	-	\$	-	\$ -

<b>GRADUATE STUDENTS</b>					
	<b>2016-17</b>		<b>2017-18</b>		
<b>Graduate Resident Students</b>					
Gross Tuition and Fee Revenue					
Institutional Financial Aid					
<b>Graduate Nonresident Students</b>					
Gross Tuition and Fee Revenue					
Institutional Financial Aid					
<b>Graduate Reciprocity Students</b>					
Gross Tuition and Fee Revenue					
Institutional Financial Aid					
<b>Total Graduate Students</b>					
Gross Tuition and Fee Revenue	\$	-	\$	-	\$ -
Institutional Financial Aid	\$	-	\$	-	\$ -

<b>TOTAL STUDENTS</b>					
	<b>2016-17</b>		<b>2017-18</b>		
<b>Total Resident Students</b>					
Gross Tuition and Fee Revenue	\$	-	\$	-	\$ -
Institutional Financial Aid	\$	-	\$	-	\$ -
<b>Total Nonresident Students</b>					
Gross Tuition and Fee Revenue	\$	-	\$	-	\$ -
Institutional Financial Aid	\$	-	\$	-	\$ -
<b>Total Reciprocity Students</b>					
Gross Tuition and Fee Revenue	\$	-	\$	-	\$ -
Institutional Financial Aid	\$	-	\$	-	\$ -
<b>Total Students</b>					
Gross Tuition and Fee Revenue	\$	-	\$	-	\$ -
Institutional Financial Aid	\$	-	\$	-	\$ -

\*Institutional financial is to include institutional aid from all unrestricted sources. Institutional aid from restricted sources is to be excluded.

## List of Tables

1	Institution FICE Codes (Independent).....	156
2	Ethnic Codes.....	157
3	Residency Status Codes.....	158
4-A	State Codes.....	159
4-B1	Foreign Countries and U.S. Territories Codes (Alphabetical by Country).....	160
4-B2	Foreign Countries and U.S. Territories Codes (Alphabetical by Code).....	169
5-A	Kentucky County Codes.....	178
5-B	Out-of-State County Codes for Reciprocity.....	179
6	Primary Distance Learning Mode of Delivery.....	185
7	Classification Codes.....	186
9	Institution and State FICE Codes.....	191
10	Course Level Codes.....	200
13-A	High School Codes (Alphabetical).....	201
13-C	High School Codes (Closed).....	204
15	Level of Degree and Declared Major and Program Prefix Codes.....	209
16-A	Classification of Instructional Programs (CIP) Codes.....	210
16-B	Undeclared and Nondegree Codes.....	211
26	Subject Codes for Developmental and Supplemental Courses.....	219
28	Regional Postsecondary Education Centers.....	220
29	Off-Campus Course Sites.....	221
40	Off-Campus Site Type Codes.....	275
44	Faculty Title.....	281

# TABLES

**TABLE 1**  
**INSTITUTION CODES (STATE-SUPPORTED)**

<b><u>Number</u></b>	<b><u>Universities</u></b>
00196300	Eastern Kentucky University
00196800	Kentucky State University
00197600	Morehead State University
00197700	Murray State University
00927500	Northern Kentucky University
00198900	University of Kentucky
00199900	University of Louisville
00200200	Western Kentucky University

<b><u>Number</u></b>	<b><u>KCTCS</u></b>
00199000	Ashland Community and Technical College
00199600	Big Sandy Community and Technical College
00524400	Bluegrass Community and Technical College
00199100	Elizabethtown Community and Technical College
00527300	Gateway Community and Technical College
00696200	Hazard Community and Technical College
00199300	Henderson Community College
00199400	Hopkinsville Community College
00696100	Jefferson Community and Technical College
00901000	Madisonville Community College
00696000	Maysville Community and Technical College
03034500	Owensboro Community and Technical College
00199700	Somerset Community College
00527100	Southcentral Kentucky Community and Technical College
00199800	Southeast Kentucky Community and Technical College
00197900	West Kentucky Community and Technical College

**TABLE 2**

**ETHNIC CODES**

<u>Code</u>	<u>Ethnic Category</u>
1	Nonresident Alien
2	Black, Non-Hispanic Only
3	American Indian or Alaskan Native, Non-Hispanic Only
4	Asian, Non-Hispanic Only
5	Hispanic or Latino, regardless of race
6	White, Non-Hispanic Only
7	Race and Ethnicity Unknown
8	Two or More Races
9	Native Hawaiian or Other Pacific Islander, Non-Hispanic Only

**Descriptions:**

*Nonresident Alien* - A person who is not a citizen or national of the United States and who is in this country on a visa or temporary basis and does not have the right to remain indefinitely. NOTE - Nonresident aliens are to be reported separately, in the field provided, rather than included in any of the six racial/ethnic categories. Resident aliens and other eligible (for financial aid purposes) non-citizens who are not citizens or nationals of the United States and who have been admitted as legal immigrants for the purpose of obtaining permanent resident alien status (and who hold either an alien registration card (Form I-551 or I-151), a Temporary Resident Card (Form I-688), or an Arrival-Departure Record (Form I-94) with a notation that conveys legal immigrant status such as Section 207 Refugee, Section 208 Asylee, Conditional Entrant Parolee or Cuban-Haitian) are to be reported in the appropriate racial/ethnic categories along with United States citizens. (See page 31 for more information.)

*Black, Non-Hispanic Only* - A person having origins in any of the black racial groups of Africa, not reporting any other race or ethnicity.

*American Indian or Alaskan Native, Non-Hispanic Only* - A person having origins in any of the original peoples of North and South America (including Central America) who maintains cultural identification through tribal affiliation or community attachment, not reporting any other race or ethnicity.

*Asian, Non-Hispanic Only* - A person having origins in any of the original peoples of the Far East, Southeast Asia, or the Indian Subcontinent, including, for example, Cambodia, China, India, Japan, Korea, Malaysia, Pakistan, the Philippine Islands, Thailand, and Vietnam, not reporting any other race or ethnicity.

*Hispanic* - A person of Cuban, Mexican, Puerto Rican, Central or South American, or other Spanish culture or origin, regardless of race.

*White, Non-Hispanic Only* - A person having origins in any of the original peoples of Europe, the Middle East, or North Africa, not reporting any other race or ethnicity.

*Race/Ethnicity Unknown* - This category is used ONLY if the student did not select a racial/ethnic designation, AND the postsecondary institution finds it impossible to place the student in one of the aforementioned racial/ethnic categories during established enrollment procedures or in any post-enrollment identification or verification process.

*Two or More Races* – Includes all non-Hispanic/non-Latino students who report more than one race.

*Native Hawaiian or Other Pacific Islander, Non-Hispanic Only* – A person having origins in any of the original peoples of Hawaii, Guam, Samoa, or other Pacific Islands, not reporting any other race or ethnicity.

**TABLE 3**

**RESIDENCY STATUS CODES**

<b><u>Code</u></b>	<b><u>Residency Status</u></b>
A	In-State
B	Out-of-State (With Tuition Reciprocity)
C	Out-of-State (Without Tuition Reciprocity)
D	Out-of-State (SREB Academic Common Market
E	Out-of-State (International Exchange Student) from a Foreign Country; Out-of-State (National Exchange Student) from another state.
F	Undetermined Residency (UK and UL only)

TABLE 4-A

FIPS STATE CODES

<u>Code</u>	<u>State</u>	<u>Code</u>	<u>State</u>
01	Alabama	30	Montana
02	Alaska	31	Nebraska
04	Arizona	32	Nevada
05	Arkansas	33	New Hampshire
06	California	34	New Jersey
08	Colorado	35	New Mexico
09	Connecticut	36	New York
10	Delaware	37	North Carolina
11	District of Columbia	38	North Dakota
12	Florida	39	Ohio
13	Georgia	40	Oklahoma
15	Hawaii	41	Oregon
16	Idaho	42	Pennsylvania
17	Illinois	44	Rhode Island
18	Indiana	45	South Carolina
19	Iowa	46	South Dakota
20	Kansas	47	Tennessee
21	Kentucky	48	Texas
22	Louisiana	49	Utah
23	Maine	50	Vermont
24	Maryland	51	Virginia
25	Massachusetts	53	Washington
26	Michigan	54	West Virginia
27	Minnesota	55	Wisconsin
28	Mississippi	56	Wyoming
29	Missouri	89	Armed Forces Overseas
		99	Multiple States

\*U.S. Territories are included in Table 4-B1

**TABLE 4-B1  
FOREIGN COUNTRIES AND U. S. TERRITORIES CODES  
ALPHABETICALLY BY COUNTRY**

<u>Foreign Country</u>	<u>Code</u>
<b>A</b>	
Afghanistan	AF
Akrotiri	AX
Albania	AL
Algeria	AG
American Samoa (U. S. Territory)	AQ
Andorra	AN
Angola	AO
Anguilla	AV
Antarctica	AY
Antigua and Barbuda	AC
Argentina	AR
Armenia	AM
Aruba	AA
Ashmore and Cartier Islands	AT
Australia	AS
Austria	AU
Azerbaijan	AJ
<b>B</b>	
Bahamas	BF
Bahrain	BA
Baker Island (U. S. Territory)	FQ
Bangladesh	BG
Barbados	BB
Bassas Da India	BS
Belarus*	BO
Belgium	BE
Belize (Changed from British Honduras)	BH
Benin	BN
Bermuda	BD
Bhutan	BT
Bolivia	BL
Bosnia and Herzegovina*	BK
Botswana	BC
Bouvet Island	BV
Brazil	BR

**\*Official change in spelling**

**\*\*Source: Federal Information Processing Standards (FIPS), U.S. Department of Commerce.**



**TABLE 4-B1 (Continued)**

<b><u>Foreign Country</u></b>	<b><u>Code</u></b>
<b>B</b>	
British Indian Ocean Territory	IO
British Virgin Islands	VI
Brunei	BX
Bulgaria	BU
Burkina Faso	UV
Burma (Myanmar)	BM
Burundi	BY
<b>C</b>	
Cambodia	CB
Cameroon	CM
Canada	CA
Cape Verde	CV
Cayman Islands	CJ
Central African Republic	CT
Chad	CD
Chile	CI
China	CH
Christmas Island (Indian Ocean)	KT
Clipperton Island	IP
Cocos (Keeling) Islands	CK
Colombia	CO
Comoros	CN
Congo (Brazzaville)	CF
Congo, Democratic Republic of the (Kinshasa) (formerly Zaire)	CG
Cook Islands	CW
Coral Sea Islands	CR
Costa Rica	CS
Croatia	HR
Cuba	CU
Curacao	UC
Cyprus	CY
Czech Republic	EZ

**\*Official change in spelling**

**\*\*Source: Federal Information Processing Standards (FIPS), U.S. Department of Commerce.**

TABLE 4-B1 (Continued)

<u>Foreign Country</u>	<u>Code</u>
<b>D</b>	
Denmark	DA
Dhekela	DX
Djibouti	DJ
Dominica	DO
Dominican Republic	DR
<b>E</b>	
East Timor	TT
Ecuador	EC
Egypt	EG
El Salvador	ES
Equatorial Guinea	EK
Eritrea	ER
Estonia	EN
Ethiopia	ET
Europa Island	EU
<b>F</b>	
Falkland Islands	FK
Faroe Islands	FO
Federated States of Micronesia	FM
Fiji	FJ
Finland	FI
France	FR
French Guiana	FG
French Polynesia	FP
French Southern and Antarctic Lands	FS
<b>G</b>	
Gabon	GB
Gambia, The	GA
Gaza Strip	GZ
Georgia	GG
Germany	GM
Ghana	GH
Gibraltar	GI

\*Official change in spelling

\*\*Source: Federal Information Processing Standards (FIPS), U.S. Department of Commerce.

**TABLE 4-B1 (Continued)**

<b><u>Foreign Country</u></b>	<b><u>Code</u></b>
<b>G</b>	
Glorioso Islands	GO
Greece	GR
Greenland	GL
Grenada	GJ
Guadeloupe	GP
Guam (U. S. Territory)	GQ
Guatemala	GT
Guernsey	GK
Guinea	GV
Guinea-Bissau	PU
Guyana	GY
<b>H</b>	
Haiti	HA
Heard and McDonald Islands	HM
Honduras	HO
Hong Kong	HK
Howland Island (U. S. Territory)	HQ
Hungary	HU
<b>I</b>	
Iceland	IC
India	IN
Indonesia	ID
Iran	IR
Iraq	IZ
Ireland	EI
Isle of Man	IM
Israel	IS
Israel-Syria Demilitarized Zones	IU
Italy	IT
Ivory Coast (Cote D'Ivoire)	IV
<b>J</b>	
Jamaica	JM
Jan Mayen	JN

**\*Official change in spelling**

**\*\*Source: Federal Information Processing Standards (FIPS), U.S. Department of Commerce.**

**TABLE 4-B1 (Continued)**

<b><u>Foreign Country</u></b>	<b><u>Code</u></b>
<b>J</b>	
Japan	JA
Jarvis Island (U. S. Territory)	DQ
Jersey	JE
Johnston Atoll (U. S. Territory)	JQ
Jordan	JO
Juan De Nova Island	JU
<b>K</b>	
Kazakhstan	KZ
Kenya	KE
Kingman's Reef	KQ
Kiribati (now includes Gilbert Islands)	KR
Korea, Democratic People's Republic	KN
Korea, Republic of	KS
Kosovo	KV
Kuwait	KU
Kyrgyzstan	KG
<b>L</b>	
Laos	LA
Latvia	LG
Lebanon	LE
Lesotho	LT
Liberia	LI
Libya	LY
Liechtenstein	LS
Lithuania	LH
Luxembourg	LU
<b>M</b>	
Macau	MC
Macedonia	MK
Madagascar	MA
Malawi	MI
Malaysia	MY
Maldives	MV
Mali	ML

**\*Official change in spelling**

**\*\*Source: Federal Information Processing Standards (FIPS), U.S. Department of Commerce.**

TABLE 4-B1 (Continued)

<u>Foreign Country</u>	<u>Code</u>
<b>M</b>	
Malta	MT
Marshall Islands	RM
Martinique	MB
Mauritania	MR
Mauritius	MP
Mayotte	MF
Mexico	MX
Midway Islands (U. S. Territory)	MQ
Moldova	MD
Monaco	MN
Mongolia	MG
Montenegro	MJ
Montserrat	MH
Morocco	MO
Mozambique	MZ
<b>N</b>	
Namibia	WA
Nauru	NR
Navassa Island (U. S. Territory)	BQ
Nepal	NP
Netherlands	NL
Netherlands Antilles	NT
New Caledonia	NC
New Zealand	NZ
Nicaragua	NU
Niger	NG
Nigeria	NI
Niue	NE
Norfolk Island	NF
Northern Mariana Islands (U. S. Territory)	CQ
Norway	NO
<b>O</b>	
Oman	MU

\*Official change in spelling

\*\*Source: Federal Information Processing Standards (FIPS), U.S. Department of Commerce.

**TABLE 4-B1 (Continued)**

<b><u>Foreign Country</u></b>	<b><u>Code</u></b>
<b>P</b>	
Pakistan	PK
Palau (formerly Trust Territory of the Pacific Islands)	PS
Palmyra Atoll (U. S. Territory)	LQ
Panama	PM
Papua New Guinea	PP
Paracel Islands	PF
Paraguay	PA
Peru	PE
Philippines	RP
Pitcairn Island	PC
Poland	PL
Portugal	PO
Puerto Rico (U. S. Territory)	RQ
<b>Q</b>	
Qatar	QA
<b>R</b>	
Reunion	RE
Romania	RO
Russia	RS
Rwanda	RW
<b>S</b>	
Samoa (formerly Western Samoa)	WS
San Marino	SM
Sao Tome and Principe	TP
Saudi Arabia	SA
Senegal	SG
Serbia	RI
Seychelles	SE
Sierra Leone	SL
Singapore	SN
Sint Maarten	NN
Slovakia	LO
Slovenia	SI
Solomon Islands	BP
Somalia	SO
South Africa	SF
South Georgia Islands and South Sandwich Islands	SX

**\*Official change in spelling**

**\*\*Source: Federal Information Processing Standards (FIPS), U.S. Department of Commerce.**

TABLE 4-B1 (Continued)

<u>Foreign Country</u>	<u>Code</u>
<b>S</b>	
South Sudan	OD
Spain	SP
Spratly Island	PG
Sri Lanka	CE
St. Barthelemy	TB
St. Christopher (KITTS) and Nevis	SC
St. Helena	SH
St. Lucia	ST
St. Martin	RN
St. Pierre and Miquelon	SB
St. Vincent and the Grenadines	VC
Sudan	SU
Suriname	NS
Svalbard	SV
Swaziland	WZ
Sweden	SW
Switzerland	SZ
Syria	SY
<b>T</b>	
Taiwan	TW
Tajikistan	TI
Tanzania	TZ
Thailand	TH
Togo	TO
Tokelau Islands	TL
Tonga	TN
Trinidad and Tobago	TD
Tromelin Island	TE
Tunisia	TS
Turkey	TU
Turkmenistan	TX
Turks and Caicos Islands	TK
Tuvalu	TV

\*Official change in spelling

\*\*Source: Federal Information Processing Standards (FIPS), U.S. Department of Commerce.

TABLE 4-B1 (Continued)

<u>Foreign Country</u>	<u>Code</u>
<b>U</b>	
Uganda	UG
Ukraine	UP
United Arab Emirates	AE
United Kingdom	UK
Uruguay	UY
Uzbekistan	UZ
<b>V</b>	
Vanuatu	NH
Vatican City	VT
Venezuela	VE
Vietnam	VM
Virgin Islands (U. S. Territory)	VQ
<b>W</b>	
Wake Island (U. S. Territory)	WQ
Wallis and Futuna	WF
West Bank	WE
Western Sahara	WI
<b>Y</b>	
Yemen	YM
Yugoslavia	YO
<b>Z</b>	
Zambia	ZA
Zimbabwe	ZI
Multiple Foreign Countries	ZZ
<b>OTHER</b>	XX

\*Official change in spelling

\*\*Source: Federal Information Processing Standards (FIPS), U.S. Department of Commerce.



**TABLE 4-B2**  
**FOREIGN COUNTRIES AND U. S. TERRITORIES CODES**  
**ALPHABETICALLY BY CODE**

<u>Code</u>	<u>Foreign Country</u>
<b>A</b>	
AA	Aruba
AC	Antigua and Barbuda
AE (formerly TC)	United Arab Emirates
AF	Afghanistan
AG	Algeria
AJ	Azerbaijan
AL	Albania
AM	Armenia
AN	Andorra
AO	Angola
AQ	American Samoa (U. S. Territory)
AR	Argentina
AS	Australia
AT	Ashmore and Cartier Islands
AU	Austria
AV	Anguilla
AX	Akrotiri
AY	Antarctica
<b>B</b>	
BA	Bahrain
BB	Barbados
BC	Botswana
BD	Bermuda
BE	Belgium
BF	Bahamas
BG	Bangladesh
BH	Belize (Changed from British Honduras)
BK	Bosnia and Herzegovina*
BL	Bolivia
BM	Burma
BN	Benin
BO	Belarus*
BP	Solomon Islands
BQ	Navassa Island (U. S. Territory)
BR	Brazil
BS	Bassas Da India
BT	Bhutan

\*Official change in spelling

\*\*Source: Federal Information Processing Standards (FIPS), U.S. Department of Commerce.

**TABLE 4-B2 (Continued)**

<b><u>Code</u></b>	<b><u>Foreign Country</u></b>
<b>B</b>	
BU	Bulgaria
BV	Bouvet Island
BX	Brunei
BY	Burundi
<b>C</b>	
CA	Canada
CB	Cambodia
CD	Chad
CE	Sri Lanka
CF	Congo (Brazzaville)
CG	Congo, Democratic Republic of the (Kinshasa) (formerly Zaire)
CH	China
CI	Chile
CJ	Cayman Islands
CK	Cocos (Keeling) Islands*
CM	Cameroon
CN	Comoros
CO	Colombia
CQ	Northern Mariana Islands (U.S. Territory)
CR	Coral Sea Islands
CS	Costa Rica
CT	Central African Republic
CU	Cuba
CV	Cape Verde
CW	Cook Islands
CY	Cyprus
<b>D</b>	
DA	Denmark
DJ	Djibouti
DO	Dominica
DQ	Jarvis Island (U. S. Territory)
DR	Dominican Republic
DX	Dhekelia

\*Official change in spelling

\*\*Source: Federal Information Processing Standards (FIPS), U.S. Department of Commerce.

**TABLE 4-B2 (Continued)**

<b><u>Code</u></b>	<b><u>Foreign Country</u></b>
<b>E</b>	
EC	Ecuador
EG	Egypt
EI	Ireland
EK	Equatorial Guinea
EN	Estonia
ER	Eritrea
ES	El Salvador
ET	Ethiopia
EU	Europa Island
EZ	Czech Republic
<b>F</b>	
FG	French Guiana
FI	Finland
FJ	Fiji
FK	Falkland Islands
FM	Federated States of Micronesia
FO	Faroe Islands*
FP	French Polynesia
FQ	Baker Island (U. S. Territory)
FR	France
FS	French Southern and Antarctic Lands
<b>G</b>	
GA	Gambia, The
GB	Gabon
GG	Georgia
GH	Ghana
GI	Gibraltar
GJ	Grenada
GK	Guernsey
GL	Greenland
GM	Germany
GO	Glorioso Islands
GP	Guadeloupe
GQ	Guam (U. S. Territory)
GR	Greece

**\*Official change in spelling**

**\*\*Source: Federal Information Processing Standards (FIPS), U.S. Department of Commerce.**

TABLE 4-B2 (Continued)

<u>Code</u>	<u>Foreign Country</u>
<b>G</b>	
GT	Guatemala
GV	Guinea
GY	Guyana
GZ	Gaza Strip
<b>H</b>	
HA	Haiti
HK	Hong Kong
HM	Heard and McDonald Islands
HO	Honduras
HQ	Howland Island (U.S. Territory)
HR	Croatia
HU	Hungary
<b>I</b>	
IC	Iceland
ID	Indonesia
IM	Isle of Man
IN	India
IO	British Indian Ocean Territory
IP	Clipperton Island
IR	Iran
IS	Israel
IT	Italy
IU	Israel-Syria Demilitarized Zones
IV	Ivory Coast (Cote D'Ivoire)
IZ	Iraq
<b>J</b>	
JA	Japan
JE	Jersey
JM	Jamaica
JN	Jan Mayen
JO	Jordan
JQ	Johnston Atoll (U.S. Territory)
JU	Juan De Nova Island

\*Official change in spelling

\*\*Source: Federal Information Processing Standards (FIPS), U.S. Department of Commerce.

**TABLE 4-B2 (Continued)**

<u>Code</u>	<u>Foreign Country</u>
<b>K</b>	
KE	Kenya
KG	Kyrgyzstan
KN	Korea, Democratic People's Republic
KQ	Kingman's Reef
KR	Kiribati (includes Gilbert Islands)
KS	Korea, Republic of
KT	Christmas Island (Indian Ocean)
KU	Kuwait
KV	Kosovo
KZ	Kazakhstan
<b>L</b>	
LA	Laos
LE	Lebanon
LG	Latvia
LH	Lithuania
LI	Liberia
LO	Slovakia
LQ	Palmyra Atoll (U. S. Territory)
LS	Liechtenstein
LT	Lesotho
LU	Luxembourg
LY	Libya
<b>M</b>	
MA	Madagascar
MB	Martinique
MC	Macau
MD	Moldova
MF	Mayotte
MG	Mongolia
MH	Montserrat
MI	Malawi
MJ	Montenegro
MK	Macedonia
ML	Mali
MN	Monaco
MO	Morocco
MP	Mauritius
MQ	Midway Islands (U.S. Territory)
MR	Mauritania

\*Official change in spelling

\*\*Source: Federal Information Processing Standards (FIPS), U.S. Department of Commerce.

**TABLE 4-B2 (Continued)**

<b><u>Code</u></b>	<b><u>Foreign Country</u></b>
<b>M</b>	
MT	Malta
MU	Oman
MV	Maldives
MX	Mexico
MY	Malaysia
MZ	Mozambique
<b>N</b>	
NC	New Caledonia
NE	Niue
NF	Norfolk Island
NG	Niger
NH	Vanuatu
NI	Nigeria
NL	Netherlands
NN	Sint Maarten
NO	Norway
NP	Nepal
NR	Nauru
NS	Suriname
NT	Netherlands Antilles
NU	Nicaragua
NZ	New Zealand
<b>O</b>	
OD	South Sudan
<b>P</b>	
PA	Paraguay
PC	Pitcairn Island
PE	Peru
PF	Paracel Islands
PG	Spratly Island
PK	Pakistan
PL	Poland
PM	Panama
PO	Portugal
PP	Papua New Guinea
PS	Palau
PU	Guinea-Bissau

**\*Official change in spelling**

**\*\*Source: Federal Information Processing Standards (FIPS), U.S. Department of Commerce.**

**TABLE 4-B2 (Continued)**

<b><u>Code</u></b>	<b><u>Foreign Country</u></b>
<b>Q</b>	
QA	Qatar
<b>R</b>	
RI	Serbia
RE	Reunion
RM	Marshall Islands
RN	St. Martin
RO	Romania
RP	Philippines
RQ	Puerto Rico (U. S. Territory)
RS	Russia
RW	Rwanda
<b>S</b>	
SA	Saudi Arabia
SB	St. Pierre and Miquelon
SC	St. Christopher (KITTS) and Nevis
SE	Seychelles
SF	South Africa
SG	Senegal
SH	St. Helena
SI	Slovenia
SL	Sierra Leone
SM	San Marino
SN	Singapore
SO	Somalia
SP	Spain
ST	St. Lucia
SU	Sudan
SV	Svalbard
SW	Sweden
SX	South Georgia Islands and South Sandwich Islands
SY	Syria
SZ	Switzerland

**\*Official change in spelling**

**\*\*Source: Federal Information Processing Standards (FIPS), U.S. Department of Commerce.**

**TABLE 4-B2 (Continued)**

<b><u>Code</u></b>	<b><u>Foreign Country</u></b>
<b>T</b>	
TB	St. Barthelemy
TD	Trinidad and Tobago
TE	Tromelin Island
TH	Thailand
TI	Tajikistan
TK	Turks and Caicos Islands
TL	Tokelau Islands
TN	Tonga
TO	Togo
TP	Sao Tome and Principe
TS	Tunisia
TT	East Timor
TU	Turkey
TV	Tuvalu
TW	Taiwan
TX	Turkmenistan
TZ	Tanzania
<b>U</b>	
UC	Curacao
UG	Uganda
UK	United Kingdom
UP	Ukraine
UV	Burkina Faso
UY	Uruguay
UZ	Uzbekistan
<b>V</b>	
VC	St. Vincent and the Grenadines
VE	Venezuela
VI	British Virgin Islands
VM	Vietnam
VQ	Virgin Islands (U. S. Territory)
VT	Vatican City

**\*Official change in spelling**

**\*\*Source: Federal Information Processing Standards (FIPS), U.S. Department of Commerce.**



**TABLE 4-B2 (Continued)**

<b><u>Code</u></b>	<b><u>Foreign Country</u></b>
<b>W</b>	
WA	Namibia
WE	West Bank
WF	Wallis and Futuna
WI	Western Sahara
WQ	Wake Island (U. S. Territory)
WS	Samoa
WZ	Swaziland
<b>X</b>	
XX	Other
<b>Y</b>	
YM	Yemen
YO	Yugoslavia
<b>Z</b>	
ZA	Zambia
ZI	Zimbabwe
ZZ	Multiple Foreign Countries

**\*Official change in spelling**

**\*\*Source: Federal Information Processing Standards (FIPS), U.S. Department of Commerce.**

**TABLE 5-A**  
**FIPS KENTUCKY COUNTY CODES**

<u>Code</u>	<u>County</u>	<u>Code</u>	<u>County</u>	<u>Code</u>	<u>County</u>
001	Adair	081	Grant	161	Mason
003	Allen	083	Graves	163	Meade
005	Anderson	085	Grayson	165	Menifee
007	Ballard	087	Green	167	Mercer
009	Barren	089	Greenup	169	Metcalfe
011	Bath	091	Hancock	171	Monroe
013	Bell	093	Hardin	173	Montgomery
015	Boone	095	Harlan	175	Morgan
017	Bourbon	097	Harrison	177	Muhlenberg
019	Boyd	099	Hart	179	Nelson
021	Boyle	101	Henderson	181	Nicholas
023	Bracken	103	Henry	183	Ohio
025	Breathitt	105	Hickman	185	Oldham
027	Breckinridge	107	Hopkins	187	Owen
029	Bullitt	109	Jackson	189	Owsley
031	Butler	111	Jefferson	191	Pendleton
033	Caldwell	113	Jessamine	193	Perry
035	Calloway	115	Johnson	195	Pike
037	Campbell	117	Kenton	197	Powell
039	Carlisle	119	Knott	199	Pulaski
041	Carroll	121	Knox	201	Robertson
043	Carter	123	Larue	203	Rockcastle
045	Casey	125	Laurel	205	Rowan
047	Christian	127	Lawrence	207	Russell
049	Clark	129	Lee	209	Scott
051	Clay	131	Leslie	211	Shelby
053	Clinton	133	Letcher	213	Simpson
055	Crittenden	135	Lewis	215	Spencer
057	Cumberland	137	Lincoln	217	Taylor
059	Daviess	139	Livingston	219	Todd
061	Edmonson	141	Logan	221	Trigg
063	Elliott	143	Lyon	223	Trimble
065	Estill	145	McCracken	225	Union
067	Fayette	147	McCreary	227	Warren
069	Fleming	149	McLean	229	Washington
071	Floyd	151	Madison	231	Wayne
073	Franklin	153	Magoffin	233	Webster
075	Fulton	155	Marion	235	Whitley
077	Gallatin	157	Marshall	237	Wolfe
079	Garrard	159	Martin	239	Woodford
				B21	Multiple Kentucky Counties

**TABLE 5-B  
OUT-OF-STATE COUNTY CODES FOR RECIPROCITY**

<u>Institution</u>	<u>State</u>	<u>County</u>	<u>County Code</u>	<u>Program Specifications</u>
Morehead State University	OH	ADAMS	001	Expires June 30, 2019.
		ATHENS	009	Excludes Master of Business
		BROWN	015	Administration program
		GALLIA	053	
		JACKSON	079	
		LAWRENCE	087	
		MEIGS	105	
		PIKE	131	
		SCIOTO	145	
VINTON	163			
Murray State University	TN	HENRY	079	Expires June 30, 2019.
		OBION	131	
		STEWART	161	
		WEAKLEY	183	
Northern Kentucky University	IN	DEARBORN	029	Expires June 30, 2019.
		FRANKLIN	047	
		JEFFERSON	077	
		OHIO	115	
		RIPLEY	137	
	SWITZERLAND	155		
	OH	ADAMS	001	Expires June 30, 2019.
		BROWN	015	Excludes majors in Early
		BUTLER	017	Childhood Education, Criminal
CLERMONT		025	Justice, Environmental	
CLINTON		027	Science, and Nursing.	
FAYETTE		047		
HAMILTON		061		
HIGHLAND		071		
WARREN	165			
University of Louisville	IN	CLARK	019	Expires June 30, 2019.
		CRAWFORD	025	
		FLOYD	043	
		HARRISON	061	
		PERRY	123	
		SCOTT	143	
		WASHINGTON	175	
Western Kentucky University	TN	MACON	111	Expires June 30, 2019.
		ROBERTSON	147	
		SUMNER	165	
WKU - Owensboro Campus (Junior level and above)	IN	DUBOIS	037	Expires June 30, 2019.
		GIBSON	051	
		PERRY	123	
		PIKE	125	
		POSEY	129	
		SPENCER	147	
		VANDEBURGH	163	
WARRICK	173			

**TABLE 5-B continued**  
**OUT-OF-STATE COUNTY CODES FOR RECIPROCITY**

<u>Institution</u>	<u>State</u>	<u>County</u>	<u>County Code</u>	<u>Program Specifications</u>	
Ashland Community and Technical College	WV	CABELL	011	Expires June 30, 2019.	
		MCDOWELL	047		
		MINGO	059		
		WAYNE	099		
	OH	ADAMS	001		Expires June 30, 2019.
		ATHENS	009		
		GALLIA	053		
		JACKSON	079		
		LAWRENCE	087		
		MEIGS	105		
		PIKE	131		
		SCIOTO	145		
	VINTON	163			
	Big Sandy Community and Technical College	WV	CABELL		011
MCDOWELL			047		
MINGO			059		
WAYNE			099		
Gateway Community and Technical College	IN	DEARBORN	029	Expires June 30, 2019.	
		FRANKLIN	047		
		JEFFERSON	077		
		OHIO	115		
		RIPLEY	137		
		SWITZERLAND	155		
	OH	ADAMS	001		Expires June 30, 2019.
		BROWN	015		
		BUTLER	017		
		CLERMONT	025		
		CLINTON	027		
		HAMILTON	061		
		HIGHLAND	071		
		WARREN	165		
Henderson Community College	IN	DUBOIS	037	Expires June 30, 2019.	
		GIBSON	051		
		PERRY	123		
		PIKE	125		
		POSEY	129		
		SPENCER	147		
		VANDEBURGH	163		
		WARRICK	173		

**TABLE 5-B continued**  
**OUT-OF-STATE COUNTY CODES FOR RECIPROCITY**

<u>Institution</u>	<u>State</u>	<u>County</u>	<u>County Code</u>	<u>Program Specifications</u>
Hopkinsville Community College	TN	MONTGOMERY	125	Expires June 30, 2019.
		ROBERTSON	147	
		STEWART	161	
Jefferson Community and Technical College	IN	CLARK	019	Expires June 30, 2019.
		CRAWFORD	025	
		DEARBORN	029	
		FLOYD	043	
		FRANKLIN	047	
		HARRISON	061	
		JEFFERSON	077	
		OHIO	115	
		RIPLEY	137	
		SCOTT	143	
		SWITZERLAND	155	
WASHINGTON	175			
Maysville Community and Technical College	OH	ADAMS	001	Expires June 30, 2019.
		BROWN	015	
		CLERMONT	025	
Owensboro Community and Technical College	IN	DUBOIS	037	Expires June 30, 2019.
		GIBSON	051	
		PERRY	123	
		PIKE	125	
		POSEY	129	
		SPENCER	147	
		VANDEBURGH	163	
		WARRICK	173	
Somerset Community College	TN	CLAY	027	Expires June 30, 2019.
		PICKETT	137	
		SCOTT	151	
Southcentral Kentucky Community and Technical College	TN	MACON	111	Expires June 30, 2019.
		ROBERTSON	147	
		SUMNER	165	
Southeast Kentucky Community and Technical College	TN	CAMPBELL	013	Expires June 30, 2019.
		CLAIBORNE	025	
<del>West Kentucky Community and Technical College</del>	IL	ALEXANDER	003	<del>Expires June 30, 2019.</del>
		MASSAC	127	
		PULASKI	153	

**TABLE 5-B**  
**OUT-OF-STATE COUNTY CODES FOR RECIPROCITY**

<u>Institution</u>	<u>State</u>	<u>County</u>	<u>County Code</u>	<u>Program Specifications</u>		
Morehead State University	OH	ADAMS	001	Expires June 30, 2019. Excludes Master of Business Administration program		
		ATHENS	009			
		BROWN	015			
		GALLIA	053			
		JACKSON	079			
		LAWRENCE	087			
		MEIGS	105			
		PIKE	131			
		SCIOTO	145			
		VINTON	163			
Murray State University	TN	HENRY	079	Expires June 30, 2019.		
		OBION	131			
		STEWART	161			
		WEAKLEY	183			
Northern Kentucky University	IN	DEARBORN	029	Expires June 30, 2019.		
		FRANKLIN	047			
		JEFFERSON	077			
		OHIO	115			
		RIPLEY	137			
			SWITZERLAND		155	
		OH	ADAMS		001	Expires June 30, 2019. Excludes majors in Early Childhood Education, Criminal Justice, Environmental Science, and Nursing.
	BROWN		015			
	BUTLER		017			
	CLERMONT		025			
CLINTON	027					
		FAYETTE	047			
		HAMILTON	061			
		HIGHLAND	071			
		WARREN	165			
University of Louisville	IN	CLARK	019	Expires June 30, 2019.		
		CRAWFORD	025			
		FLOYD	043			
		HARRISON	061			
		PERRY	123			
		SCOTT	143			
		WASHINGTON	175			
Western Kentucky University	TN	MACON	111	Expires June 30, 2019.		
		ROBERTSON	147			
		SUMNER	165			
WKU - Owensboro Campus (Junior level and above)	IN	DUBOIS	037	Expires June 30, 2019.		
		GIBSON	051			
		PERRY	123			
		PIKE	125			
		POSEY	129			
		SPENCER	147			
		VANDEBURGH	163			
WARRICK	173					

**TABLE 5-B continued**  
**OUT-OF-STATE COUNTY CODES FOR RECIPROCITY**

<u>Institution</u>	<u>State</u>	<u>County</u>	<u>County Code</u>	<u>Program Specifications</u>	
Ashland Community and Technical College	WV	CABELL	011	Expires June 30, 2019.	
		MCDOWELL	047		
		MINGO	059		
		WAYNE	099		
	OH	ADAMS	001		Expires June 30, 2019.
		ATHENS	009		
		GALLIA	053		
		JACKSON	079		
		LAWRENCE	087		
		MEIGS	105		
		PIKE	131		
		SCIOTO	145		
	VINTON	163			
	Big Sandy Community and Technical College	WV	CABELL		011
MCDOWELL			047		
MINGO			059		
WAYNE			099		
Gateway Community and Technical College	IN	DEARBORN	029	Expires June 30, 2019.	
		FRANKLIN	047		
		JEFFERSON	077		
		OHIO	115		
		RIPLEY	137		
		SWITZERLAND	155		
	OH	ADAMS	001		Expires June 30, 2019.
		BROWN	015		
		BUTLER	017		
		CLERMONT	025		
		CLINTON	027		
		HAMILTON	061		
		HIGHLAND	071		
		WARREN	165		
Henderson Community College	IN	DUBOIS	037	Expires June 30, 2019.	
		GIBSON	051		
		PERRY	123		
		PIKE	125		
		POSEY	129		
		SPENCER	147		
		VANDEBURGH	163		
		WARRICK	173		

**TABLE 5-B continued**  
**OUT-OF-STATE COUNTY CODES FOR RECIPROCITY**

<u>Institution</u>	<u>State</u>	<u>County</u>	<u>County Code</u>	<u>Program Specifications</u>
Hopkinsville Community College	TN	MONTGOMERY	125	Expires June 30, 2019.
		ROBERTSON	147	
		STEWART	161	
Jefferson Community and Technical College	IN	CLARK	019	Expires June 30, 2019.
		CRAWFORD	025	
		DEARBORN	029	
		FLOYD	043	
		FRANKLIN	047	
		HARRISON	061	
		JEFFERSON	077	
		OHIO	115	
		RIPLEY	137	
		SCOTT	143	
		SWITZERLAND	155	
WASHINGTON	175			
Maysville Community and Technical College	OH	ADAMS	001	Expires June 30, 2019.
		BROWN	015	
		CLERMONT	025	
Owensboro Community and Technical College	IN	DUBOIS	037	Expires June 30, 2019.
		GIBSON	051	
		PERRY	123	
		PIKE	125	
		POSEY	129	
		SPENCER	147	
		VANDEBURGH	163	
		WARRICK	173	
Somerset Community College	TN	CLAY	027	Expires June 30, 2019.
		PICKETT	137	
		SCOTT	151	
Southcentral Kentucky Community and Technical College	TN	MACON	111	Expires June 30, 2019.
		ROBERTSON	147	
		SUMNER	165	
Southeast Kentucky Community and Technical College	TN	CAMPBELL	013	Expires June 30, 2019.
		CLAIBORNE	025	
<del>West Kentucky Community and Technical College</del>	IL	ALEXANDER	003	<del>Expires June 30, 2019.</del>
		MASSAC	127	
		PULASKI	153	



**TABLE 6**  
**PRIMARY DISTANCE LEARNING MODE OF DELIVERY**

<u>Code</u>	<u>Description</u>
B	Internet/World Wide Web
C	Site-to-Site, 2 Way, Audio/Video
D	Open Broadcast/Community Cable Television
E	Print-Based, Audiotaped, Videotaped, Telephone, or CD ROM Study (includes traditional correspondence study)
G	Satellite and Microwave Telecourse
H	Multiple modes

TABLE 7

CLASSIFICATION CODES

Research Universities

<u>Code</u>	<u>Classification</u>
01	Freshman
02	Sophomore
03	Junior
04	Senior
05	Undergraduate - Nondegree
06	Master's
07	Specialist's
08	Doctor's Degree Research/Scholarship (Coursework)
09	Doctor's Degree Research/Scholarship (Dissertation)
10	Post-Doctoral
11	House Staff
12	Doctor's Degree Professional Practice
13	Auditor
14	Fifth-Year (UK only)
16	Graduate Nondegree
20	High School
25	Doctor's Degree Professional Practice Nondegree
30	Post-Baccalaureate Undergraduate Degree-seeking
31	Post-Baccalaureate Certificate
32	Post-Master's Certificate
34	Post-Doctor's Degree Professional Practice Certificate
35	Doctor's Degree Other (Coursework)
36	Doctor's Degree Other (Dissertation)

**Degree levels to which classifications are assigned:**

Undergraduate: 1, 2, 3, 4, 5, 13, 14, 19, 20, 30  
 Graduate: 6, 7, 8, 9, 12, 16, 18, 25, 31, 32, 34, 35, 36  
 Post-Doctoral: 10  
 House Staff: 11

Comprehensive Universities

<u>Code</u>	<u>Classification</u>
01	Freshman
02	Sophomore
03	Junior
04	Senior
05	Undergraduate - Nondegree
06	Master's
07	Specialist's
12	Doctor's Degree Professional Practice
13	Auditor
16	Graduate Nondegree
18	Doctoral (enrollment only)
19	Gatton/Craft Academy
20	High School
25	Doctor's Degree Professional Practice Nondegree
30	Post-Baccalaureate Undergraduate Degree-seeking
31	Post-Baccalaureate Certificate
32	Post-Master's Certificate
34	Post-Doctor's Degree Professional Practice Certificate
35	Doctor's Degree Other (Coursework)
36	Doctor's Degree Other (Dissertation)

KCTCS

01	Freshman
02	Sophomore
05	Undergraduate - Nondegree
13	Auditor
20	High School
30	Post-Baccalaureate Undergraduate Degree-seeking

**TABLE 8  
CAMPUS CODES**

<u>FICE</u>	<u>Campus Code</u>	<u>Institution</u>
00196300	00	Eastern Kentucky University Main Campus
	02	Off Campus
00196800	00	Kentucky State University Main Campus
	01	Farm
	02	Off-Campus
00197600	00	Morehead State University Main Campus
	02	Off Campus
00197700	01	Murray State University Main Campus
	02	West Farms
	03	North Farms
	04	Biological Station
	05	Vet - Diagnostic Lab
	06	Murphy Pond
	07	Savage Cave
	08	Wickliffe Mounds Research Center
	09	Paducah
	<u>10</u>	<u>Garret Farm</u>
00927500	01	Northern Kentucky University Highland Heights - Main Campus
	02	University College - Covington
	03	University Foundation
	06	Off Campus
	00198900	00
	52	Robinson Forest
	53	Lake Cumberland 4-H
	56	Woodford Acres
	58	Cold Stream Farm
	60	Eden Shale Farm
	68	Feltner 4-H
	70	Main Chance Farm
	74	North Central 4-H
	76	Poultry Farm
	80	Robinson Forest Sub. Station
	82	South Farm
	84	Spindle Top
	86	West Kentucky 4-H
	88	West Kentucky Sub. Station
	90	Forestry, Wood Tech. School
	98	Leased Property
	99	Space Provided at no Cost

**TABLE 8 (Continued)**

<u>FICE</u>	<u>Campus Code</u>	<u>Institution</u>
00199900		University of Louisville
	01	Belknap
	02	Health Sciences
	03	Shelby
	05	Other
	06	Fort Knox
	07	Distance Education
00200200		Western Kentucky University
	00	Main Campus
	02	Off Campus
KENTUCKY COMMUNITY AND TECHNICAL COLLEGE SYSTEM		
00199000		Ashland Community and Technical College
	01	College Drive (Main)
	02	Roberts Drive
	03	Technology Drive
00199100		Elizabethtown Community and Technical College
	01	Elizabethtown (Main)
	02	Fort Knox
	03	Springfield
	04	Leitchfield
00199300		Henderson Community College
	01	Main
	02	Union County/Herron Center
00199400		Hopkinsville Community College
	01	Hopkinsville (Main)
	02	Fort Campbell
00696100		Jefferson Community and Technical College
	01	Downtown (Main)
	02	Southwest
	03	Jefferson Technical
	05	Shelby County
	06	Carrollton
	07	Carrollton

0069600		Maysville Community and Technical College
	01	Maysville (Main Campus)
	02	Southwest
	03	Jefferson Technical
	05	Shelby County
	06	Carrollton
	07	Buillit
00199600		Big Sandy Community and Technical College
	01	Building J / Diesel Technical College
	02	Betsy Lane Mine
	03	Hager Hill
	05	Pikeville
00527100	00	Southcentral Kentucky Community and Technical College
	01	Glasgow Campus (Branch)
	02	Kentucky Advanced Technology Institute
	03	Glasgow
	04	Transpark
	05	Franklin- Simpson Center
00524400		Bluegrass Community and Technical College
	01	Anderson Campus (Branch)
	02	Danville Campus (Branch)
	03	Lawrenceburg
	04	Danville
	05	Winchester – Clark County
	06	Georgetown – Scott County
	07	North American Racing Academy (NARA)
	08	Cooper
00199800		Southeast Kentucky Community and Technical College
	01	Cumberland Technical College
	02	Southeast Community College
	03	Harlan Campus
	04	Southeast Campus
	05	OPineville

**TABLE 8 (Continued)**

<u>FICE</u>	<u>Campus Code</u>	<u>Institution</u>	
00696200		Hazard Community and Technical College	
	01	Hazard Technical College	
	02	Hazard Community College	
	03	Hindman Campus	
	04	Lees Campus	
	05	Kentucky School of Craft	
0090100		Madisonville Community College	
	01	Madisonville Technical College	
	02	Madisonville Community College	
	03	Health Campus	
	04	Muhlenburg County Center	
00527300	00	Gateway Community and Technical College	
	01	Edgewood Campus (Branch)	
	02	Highland Heights Campus (Branch)	
03034500	00	Owensboro Community and Technical College	
	01	Daviess County Extension	
	02	Owensboro Community College	
	03	Owensboro Technical College	
00199700	00	Somerset Community College	
	01	Laurel Technical College	
	04	Laurel Center	
		02	Somerset Technical College
		05	McCreary Center
		06	Clinton Center
00197900	00	West Kentucky Community and Technical College	
	01	Purchase Training Extension	

## Table 9 Institution and State FICE Codes

### Public Universities

00196300	Eastern Kentucky University
00196800	Kentucky State University
00197600	Morehead State University
00197700	Murray State University
00927500	Northern Kentucky University
00198900	University of Kentucky
00199900	University of Louisville
00200200	Western Kentucky University

### Kentucky Community and Technical College System (KCTCS)

00199000	Ashland Community & Technical College
00199600	Big Sandy Community & Technical College
00524400	Bluegrass Community & Technical College
00199100	Elizabethtown Community & Technical College
00527300	Gateway Community & Technical College
00696200	Hazard Community & Technical College
00199300	Henderson Community College
00199400	Hopkinsville Community College
00696100	Jefferson Community & Technical College
00901000	Madisonville Community College
00696000	Maysville Community & Technical College
03034500	Owensboro Community & Technical College
00199700	Somerset Community College
00527100	Southcentral Ky Community and Technical College
00199800	Southeast Ky Community & Technical College
00197900	West Ky Community & Technical College

**Table 9 (continued)**  
**Institution and State FICE Codes**

**Association of Independent Kentucky Colleges and Universities (AIKCU)**

00195100	Alice Lloyd College
00195200	Asbury University
00195400	Bellarmine University
00195500	Berea College
00195800	Brescia University
00195900	Campbellsville University
00196100	Centre College
00196400	Georgetown College
00196500	Kentucky Christian University
00196900	Kentucky Wesleyan College
00197200	Lindsey Wilson College
00197500	Midway University
00196000	Spalding University
00200100	Thomas More College
00198700	Transylvania University
00198800	Union College
00196200	University of Cumberlands
00198000	University of Pikeville



**Table 9 (continued)**  
**Institution and State FICE Codes**

**Other Independent Institutions**

77770950	Abundance of Rain Ministries
00195300	Asbury Theological Seminary
77770100	Baptist Seminary of Kentucky
03611300	Brighton Center's Center for Employment Training
15641700	Clear Creek Baptist Bible College
15643500	College of the Scriptures
77770700	Commonwealth Baptist College
77770200	Commonwealth Christian College
00842500	Daymar Learning of Paducah, Inc. d/b/a Daymar College
03885300	Employment Solutions Inc., d/b/a College for Technical Education
77770800	Frontier Christian University
15672700	Frontier Nursing University
77770300	Hopkinsville College of the Bible
15754400	Kentuckianna Bible College
15703000	Kentucky Mountain Bible College
00197100	Lexington Theological Seminary
15723400	Louisville Bible College
00197400	Louisville Presbyterian Theological Seminary
77770900	Metropolitan Christian University
01048905	National College of Kentucky, Inc.
15768700	Simmons College of Kentucky
00198200	Southern Baptist Theological Seminary
00461800	Spencerian College
00461901	Sullivan College of Technology & Design
00461900	Sullivan University
77770600	The Pastors College

**Table 9 (continued)**  
**Institution and State FICE Codes**

**Out-of-State Institutions Operating in Kentucky**

00372600	American National University - Online
00188100	Ashford University - Online
02491100	Beckfield College - Florence
02491101	Beckfield College - Online
00239700	Belhaven University - Online
00370300	Bluefield College - Online
00161600	Boise State University - Online
02108202	Brown Mackie College - Ft. Mitchell
02108201	Brown Mackie College – Louisville – Fern Valley
03267300	Capella University - Online
00638500	Chamberlain College of Nursing - Online
01034500	Cincinnati State Technical and Community College – Erlanger
00303301	College of Mount St. Joseph - Covington
00303300	College of Mount St. Joseph - Hebron
04121500	Columbia Southern University - Online
00473100	Daniel Webster College - Online
00167201	DeVry University - Louisville
00167202	DeVry University - Online
00931304	Draughons Junior College d/b/a Daymar College- Clinton
00931303	Draughons Junior College d/b/a Daymar College - Bowling Green
00147902	Embry-Riddle Aeronautical University - Hebron
00147901	Embry-Riddle Aeronautical University - Louisville
00147900	Embry-Riddle Aeronautical University - Online
02295000	Everest College Phoenix - Online
00153400	Everest University Tampa - Online
00149901	Everest University South Orlando - Online
00304600	Franklin University - Online
03083700	Galen College of Nursing - Louisville
00144400	George Washington University - Online
00144500	Georgetown University - Online
00157900	Georgia Regents University – Online
00107400	Grand Canyon University - Online
04122300	Grantham University - Online
20158400	Harrison College-Online
04074300	Hondros College - Online
00367409	Independence University - Online
00180502	Indiana Institute of Technology - Ft. Wright
00180501	Indiana Institute of Technology - Louisville
00180500	Indiana Institute of Technology - Online
00180700	Indiana State University - Online
00182226	Indiana Wesleyan - Christian Academy of Louisville (CAL)
00182202	Indiana Wesleyan - Elizabethtown - Holiday Inn Express

**Table 9 (continued)**  
**Institution and State FICE Codes**

00182201	Indiana Wesleyan - Elizabethtown- Hampton Inn
00182203	Indiana Wesleyan - Florence - Florence Education Center
00182205	Indiana Wesleyan - Lexington - Lexington Education Center
00182206	Indiana Wesleyan - Louisville - Louisville Education Center
00182208	Indiana Wesleyan - Online
00182227	Indiana Wesleyan University - Radcliff
00991701	Ivy Tech Community College of Indiana
00991700	Ivy Tech Community College of Indiana - Online
03534300	Jones International University - Online
00458600	Kaplan University - Online
02053000	Liberty University - Online
00350201	Lincoln Memorial University - Corbin
00350202	Lincoln Memorial University - Middlesboro
00201600	Loyola University - Louisville
00248200	Maryville University - Online
00172208	McKendree University - Elizabethtown
00172231	McKendree University - Frankfort
00172247	McKendree University - Glasgow
00172212	McKendree University - Louisville
00172204	McKendree University - Paducah
00172202	McKendree University - Radcliff
00172269	McKendree University - Shepherdsville
00172244	McKendree University - University Hospital Louisville
00172206	McKendree University- Online
00229000	Michigan State University - Online
00405700	National American University - Online
00372600	National College - Online
01146000	National University - Online
00407204	Northwood University - Chamberlain
00407203	Northwood University - Fern Valley
00407201	Northwood University - Georgetown
00407202	Northwood University - Lou Ctr
00407205	Northwood University - Online
00182401	Oakland City University - Dixon
00332900	Pennsylvania State University - Online
00136300	Regis University - Online
00205100	Saint Joseph's College of Maine - Online
00220800	Simmons College - Online
00311901	Sinclair Community College
00311900	Sinclair Community College - Online
01303900	South University - Online
00175800	Southern Illinois University - Carbondale
00145902	Strayer University - Lexington

**Table 9 (continued)**  
**Institution and State FICE Codes**

00145903	Strayer University - Louisville
00145901	Strayer University - Florence
00145904	Strayer University - Online
03752400	SUM Bible College and Theological Seminary - Online
00104700	Troy University - Online
01092300	Union Institute & University - Online
00312500	University of Cincinnati - Online
01164400	University of Maryland University College - Online
00251600	University of Missouri - Online
00297400	University of North Carolina at Chapel Hill - Online
02098802	University of Phoenix - Florence
02098801	University of Phoenix - Louisville
02098803	University of Phoenix - Online
00105700	University of South Alabama - Online
00132800	University of Southern California - Online
00353500	Vanderbilt University
00353501	Vanderbilt University - Online
02504200	Walden University - Online
00252101	Webster University - Louisville
00252103	Webster University - Online
00252102	Webster University - Radcliff
01124500	West Virginia School of Osteopathic Medicine
00314401	Xavier University - Ft. Mitchell
00314400	Xavier University - Park Hills
77770400	Midwest Center for Theological Studies

**Table 9 (continued)**  
**Institution and State FICE Codes**

**Closed or Inactive Institutions**

00260318	Brannon - closed 1992
00197000	Lees College
00198600	Sue Bennett College
00000003	American Justice School of Law
00000004	Bethel College
44624200	College for Technical Education
00000005	Cornell University - Louisville
00157155	Lexington Baptist College
01048903	National College - Danville
01048904	National College - Florence
01048906	National College - Louisville
01048901	National College - Pikeville
01048902	National College - Richmond
77770500	Saint Joseph Hospital
00000006	Southern Christian Bible
00182212	Indiana Wesleyan - Bardstown- Hampton Inn
00182213	Indiana Wesleyan - Elizabethtown - Fairfield Inn & Suites
00182214	Indiana Wesleyan - Florence - Courtyard
00182215	Indiana Wesleyan - Florence - Hotel Ivy
00182216	Indiana Wesleyan - Florence - La Quinta Inn & Suites
00182217	Indiana Wesleyan - Florence - Microtel Inn & Suites
00182218	Indiana Wesleyan - Lexington - Courtyard
00182219	Indiana Wesleyan - Louisville - Bell South
00182210	Indiana Wesleyan - Louisville - Country Inn & Suites
00182220	Indiana Wesleyan - Louisville - Hill Street Baptist Church
00182204	Indiana Wesleyan - Louisville - Hilton Garden Inn - CLOSED
00182211	Indiana Wesleyan - Louisville - Hilton Garden Inn Airport
00182221	Indiana Wesleyan - Louisville - Jamieson Inn South - Airport
00182222	Indiana Wesleyan - Louisville - Marriott East
00182223	Indiana Wesleyan - Louisville - NorthEast Family YMCA
00182224	Indiana Wesleyan - Louisville - Springhill Suites
00182207	Indiana Wesleyan - Shepherdsville - Paroquet Springs Conference Center CLOSED
00182225	Indiana Wesleyan - TARC
00350203	Lincoln Memorial - Cumberland
00242300	Mississippi State - Cumberland
00182403	Oakland City University - Beaver Dam
00182402	Oakland City University - Sebree
00321600	Portland State University
02576200	MidContinent University
00198300	St. Catharine College
00350000	Lee University - Louisville Extension
00931305	Draughons Junior College d/b/a Daymar College - Russellville
00931300	Daymar Learning, Inc. d/b/a Daymar College
00732701	ITT - Lexington
00732702	ITT - Louisville
00732703	ITT - Online

**Table 9 (continued)**  
**Institution and State FICE Codes**

<b>State</b>	
99999901	Alabama
99999902	Alaska
99999904	Arizona
99999905	Arkansas
99999906	California
99999908	Colorado
99999909	Connecticut
99999910	Delaware
99999911	District of Columbia
99999912	Florida
99999913	Georgia
99999915	Hawaii
99999916	Idaho
99999917	Illinois
99999918	Indiana
99999919	Iowa
99999920	Kansas
99999921	Kentucky
99999922	Louisiana
99999923	Maine
99999924	Maryland
99999925	Massachusetts
99999926	Michigan
99999927	Minnesota
99999928	Mississippi
99999929	Missouri
99999930	Montana
99999931	Nebraska
99999932	Nevada
99999933	New Hampshire
99999934	New Jersey
99999935	New Mexico
99999936	New York
99999937	North Carolina
99999938	North Dakota
99999939	Ohio
99999940	Oklahoma
99999941	Oregon
99999942	Pennsylvania

**Table 9 (continued)**  
**Institution and State FICE Codes**

99999944	Rhode Island
99999945	South Carolina
99999946	South Dakota
99999947	Tennessee
99999948	Texas
99999949	Utah
99999950	Vermont
99999951	Virginia
99999953	Washington
99999954	West Virginia
99999955	Wisconsin
99999956	Wyoming
99999988	U. S. Territory
99999989	Transfers from all foreign institutions
99999990	Transfers from the military
99999991	Online - not licensed in Kentucky
99999992	Multiple states
99999999	Unknown KCTCS Institution

**TABLE 10**

**COURSE LEVEL CODES**

<b><u>Code</u></b>	<b><u>Level</u></b>
01	Lower Division
02	Upper Division
07	Graduate
08	Technical

**TABLE 11**

**CLASS DURATION CODES**

<b><u>Code</u></b>	<b><u>Duration</u></b>
A	Full Semester
B	15 Weeks
C	14 Weeks
D	13 Weeks
E	12 Weeks
F	11 Weeks
G	10 Weeks
H	9 Weeks
I	8 Weeks
J	7 Weeks
K	6 Weeks
L	5 Weeks
M	4 Weeks
N	3 Weeks
O	2 Weeks
P	1 Week
Q	Other



**TABLE 13-A  
HIGH SCHOOL CODES**

Report using the last four digits of the six-digit high school code published by ACT., Inc.:  
<http://www.act.org/content/act/en/products-and-services/the-act/taking-the-test/high-school-codes-lookup.html> If a high school is not found on the list, report using the codes below.

<b><u>Other High Schools</u></b>	<b><u>Code</u></b>
OTHER ADAIR COUNTY HIGH SCHOOL	A001
OTHER ALLEN COUNTY HIGH SCHOOL	A003
OTHER ANDERSON COUNTY HIGH SCHOOL	A005
OTHER BALLARD COUNTY HIGH SCHOOL	A007
OTHER BARREN COUNTY HIGH SCHOOL	A009
OTHER BATH COUNTY HIGH SCHOOL	A011
OTHER BELL COUNTY HIGH SCHOOL	A013
OTHER BOONE COUNTY HIGH SCHOOL	A015
OTHER BOURBON COUNTY HIGH SCHOOL	A017
OTHER BOYD COUNTY HIGH SCHOOL	A019
OTHER BOYLE COUNTY HIGH SCHOOL	A021
OTHER BRACKEN COUNTY HIGH SCHOOL	A023
OTHER BREATHITT COUNTY HIGH SCHOOL	A025
OTHER BRECKINRIDGE COUNTY HIGH SCHOOL	A027
OTHER BULLITT COUNTY HIGH SCHOOL	A029
OTHER BUTLER COUNTY HIGH SCHOOL	A031
OTHER CALDWELL COUNTY HIGH SCHOOL	A033
OTHER CALLOWAY COUNTY HIGH SCHOOL	A035
OTHER CAMPBELL COUNTY HIGH SCHOOL	A037
OTHER CARLISLE COUNTY HIGH SCHOOL	A039
OTHER CARROLL COUNTY HIGH SCHOOL	A041
OTHER CARTER COUNTY HIGH SCHOOL	A043
OTHER CASEY COUNTY HIGH SCHOOL	A045
OTHER CHRISTIAN COUNTY HIGH SCHOOL	A047
OTHER CLARK COUNTY HIGH SCHOOL	A049
OTHER CLAY COUNTY HIGH SCHOOL	A051
OTHER CLINTON COUNTY HIGH SCHOOL	A053
OTHER CRITTENDEN COUNTY HIGH SCHOOL	A055
OTHER CUMBERLAND COUNTY HIGH SCHOOL	A057
OTHER DAVIESS COUNTY HIGH SCHOOL	A059
OTHER EDMONSON COUNTY HIGH SCHOOL	A061
OTHER ELLIOTT COUNTY HIGH SCHOOL	A063
OTHER ESTILL COUNTY HIGH SCHOOL	A065
OTHER FAYETTE COUNTY HIGH SCHOOL	A067
OTHER FLEMING COUNTY HIGH SCHOOL	A069
OTHER FLOYD COUNTY HIGH SCHOOL	A071
OTHER FRANKLIN COUNTY HIGH SCHOOL	A073
OTHER FULTON COUNTY HIGH SCHOOL	A075
OTHER GALLATIN COUNTY HIGH SCHOOL	A077
OTHER GARRARD COUNTY HIGH SCHOOL	A079
OTHER GRANT COUNTY HIGH SCHOOL	A081

**TABLE 13-A**  
**HIGH SCHOOL CODES (continued)**

<u>Other High Schools</u>	<u>Code</u>
OTHER GRAVES COUNTY HIGH SCHOOL	A083
OTHER GRAYSON COUNTY HIGH SCHOOL	A085
OTHER GREEN COUNTY HIGH SCHOOL	A087
OTHER GREENUP COUNTY HIGH SCHOOL	A089
OTHER HANCOCK COUNTY HIGH SCHOOL	A091
OTHER HARDIN COUNTY HIGH SCHOOL	A093
OTHER HARLAN COUNTY HIGH SCHOOL	A095
OTHER HARRISON COUNTY HIGH SCHOOL	A097
OTHER HART COUNTY HIGH SCHOOL	A099
OTHER HENDERSON COUNTY HIGH SCHOOL	A101
OTHER HENRY COUNTY HIGH SCHOOL	A103
OTHER HICKMAN COUNTY HIGH SCHOOL	A105
OTHER HOPKINS COUNTY HIGH SCHOOL	A107
OTHER JACKSON COUNTY HIGH SCHOOL	A109
OTHER JEFFERSON COUNTY HIGH SCHOOL	A111
OTHER JESSAMINE COUNTY HIGH SCHOOL	A113
OTHER JOHNSON COUNTY HIGH SCHOOL	A115
OTHER KENTON COUNTY HIGH SCHOOL	A117
OTHER KNOTT COUNTY HIGH SCHOOL	A119
OTHER KNOX COUNTY HIGH SCHOOL	A121
OTHER LARUE COUNTY HIGH SCHOOL	A123
OTHER LAUREL COUNTY HIGH SCHOOL	A125
OTHER LAWRENCE COUNTY HIGH SCHOOL	A127
OTHER LEE COUNTY HIGH SCHOOL	A129
OTHER LESLIE COUNTY HIGH SCHOOL	A131
OTHER LETCHER COUNTY HIGH SCHOOL	A133
OTHER LEWIS COUNTY HIGH SCHOOL	A135
OTHER LINCOLN COUNTY HIGH SCHOOL	A137
OTHER LIVINGSTON COUNTY HIGH SCHOOL	A139
OTHER LOGAN COUNTY HIGH SCHOOL	A141
OTHER LYON COUNTY HIGH SCHOOL	A143
OTHER MCCRACKEN COUNTY HIGH SCHOOL	A145
OTHER MCCREARY COUNTY HIGH SCHOOL	A147
OTHER MCLEAN COUNTY HIGH SCHOOL	A149
OTHER MADISON COUNTY HIGH SCHOOL	A151
OTHER MAGOFFIN COUNTY HIGH SCHOOL	A153
OTHER MARION COUNTY HIGH SCHOOL	A155
OTHER MARSHALL COUNTY HIGH SCHOOL	A157
OTHER MARTIN COUNTY HIGH SCHOOL	A159
OTHER MASON COUNTY HIGH SCHOOL	A161
OTHER MEADE COUNTY HIGH SCHOOL	A163
OTHER MENIFEE COUNTY HIGH SCHOOL	A165
OTHER MERCER COUNTY HIGH SCHOOL	A167
OTHER METCALFE COUNTY HIGH SCHOOL	A169
OTHER MONROE COUNTY HIGH SCHOOL	A171
OTHER MONTGOMERY COUNTY HIGH SCHOOL	A173
OTHER MORGAN COUNTY HIGH SCHOOL	A175
OTHER MUHLENBERG COUNTY HIGH SCHOOL	A177

**TABLE 13-A**  
**HIGH SCHOOL CODES (continued)**

<b><u>Other High Schools</u></b>	<b><u>Code</u></b>
OTHER NELSON COUNTY HIGH SCHOOL	A179
OTHER NICHOLAS COUNTY HIGH SCHOOL	A181
OTHER OHIO COUNTY HIGH SCHOOL	A183
OTHER OLDHAM COUNTY HIGH SCHOOL	A185
OTHER OWEN COUNTY HIGH SCHOOL	A187
OTHER OWSLEY COUNTY HIGH SCHOOL	A189
OTHER PENDLETON COUNTY HIGH SCHOOL	A191
OTHER PERRY COUNTY HIGH SCHOOL	A193
OTHER PIKE COUNTY HIGH SCHOOL	A195
OTHER POWELL COUNTY HIGH SCHOOL	A197
OTHER PULASKI COUNTY HIGH SCHOOL	A199
OTHER ROBERTSON COUNTY HIGH SCHOOL	A201
OTHER ROCKCASTLE COUNTY HIGH SCHOOL	A203
OTHER ROWAN COUNTY HIGH SCHOOL	A205
OTHER RUSSELL COUNTY HIGH SCHOOL	A207
OTHER SCOTT COUNTY HIGH SCHOOL	A209
OTHER SHELBY COUNTY HIGH SCHOOL	A211
OTHER SIMPSON COUNTY HIGH SCHOOL	A213
OTHER SPENCER COUNTY HIGH SCHOOL	A215
OTHER TAYLOR COUNTY HIGH SCHOOL	A217
OTHER TODD COUNTY HIGH SCHOOL	A219
OTHER TRIGG COUNTY HIGH SCHOOL	A221
OTHER TRIMBLE COUNTY HIGH SCHOOL	A223
OTHER UNION COUNTY HIGH SCHOOL	A225
OTHER WARREN COUNTY HIGH SCHOOL	A227
OTHER WASHINGTON COUNTY HIGH SCHOOL	A229
OTHER WAYNE COUNTY HIGH SCHOOL	A231
OTHER WEBSTER COUNTY HIGH SCHOOL	A233
OTHER WHITLEY COUNTY HIGH SCHOOL	A235
OTHER WOLFE COUNTY HIGH SCHOOL	A237
OTHER WOODFORD COUNTY HIGH SCHOOL	A239
GED CERTIFICATE	B121
NON-HIGH SCHOOL GRADUATE OR NON-GED	B122
HOME SCHOOLED	B123
OUT-OF-STATE HIGH SCHOOL	B200

**TABLE 13-C  
CLOSED HIGH SCHOOL CODES – ALPHABETICAL ORDER**

<b><u>High School Name</u></b>	<b><u>Code</u></b>
AHRENS NIGHT SCHOOL	1625
AHRENS TRADE SCHOOL	1630
ALL SAINTS HIGH SCHOOL (London)	0502
ALL SAINTS PREP ACADEMY	1506
ALLIANCE CHRISTIAN ACADEMY	1507
ALVATON HIGH SCHOOL	0030
ANGELA MERICI HIGH SCHOOL	1508
ANNVILLE INSTITUTE	0040
AUBURN HIGH SCHOOL	0073
BEREAN CHRISTIAN ACADEMY	2034
BETTER WAY CHRISTIAN ACADEMY	2307
BLUEGRASS CHRISTIAN SCHOOL	1518
BREMEN HIGH SCHOOL	0280
BURNSIDE HIGH SCHOOL	0335
CALVARY CHRISTIAN ACADEMY (Letcher)	1402
CALVARY HOLINESS CHRISTIAN ACADEMY (Brooks)	0299
CALVARY TEMPLE CHRISTIAN SCHOOL (Lovely)	1639
CAMARGO HIGH SCHOOL	1890
CANEYVILLE HIGH SCHOOL	0395
CARR CREEK HIGH SCHOOL	0415
CARTER HIGH SCHOOL	0425
CENTRAL CHRISTIAN SCHOOL	0146
CENTRAL CITY HIGH SCHOOL (NOW MUHLENBERG NORTH H.S.)	0455
CENTRAL KENTUCKY TREATMENT CENTER	1522
CHANDLERS HIGH SCHOOL	0075
CHAPEL PRAISE CHRISTIAN ACADEMY (Falmouth)	0792
CHILDREN'S TREATMENT SERV SCHOOL	1524
CHRISTIAN LIFE ACADEMY	1206
CLARKSON HIGH SCHOOL	0465
COMMUNITY CHRISTIAN SCHOOL	2296
CORNERSTONE CHRISTIAN ACADEMY	0274
CREATIVE EDUCATION CENTER	0121
CUBA HIGH SCHOOL	1725
CUMBERLAND HIGH SCHOOL	0610
DORTON HIGH SCHOOL (now SHELBY VALLEY HIGH SCHOOL)	0675
DOVE CHRISTIAN ACADEMY (Radcliff)	2268
DRAKESBORO CONSOLIDATED HIGH SCHOOL	0685
DURRETT HIGH SCHOOL	1527
EARLINGTON HIGH SCHOOL	0705
EASTWOOD TRADE SCHOOL	
NOW: ACADEMY FOR INDIVIDUAL EXCELLENCE	0724
ELKHORN CITY HIGH SCHOOL	0745
EMERSON HIGH SCHOOL	1521
EMMANUEL HARVESTER SCHOOL	1531
EUBANK HIGH SCHOOL	0775
EVARTS HIGH SCHOOL	0780
EZEL HIGH SCHOOL	0785

**TABLE 13-C**  
**CLOSED HIGH SCHOOL CODES – ALPHABETICAL ORDER**  
**(continued)**

<u>High School Name</u>	<u>Code</u>
FAIRVIEW CHRISTIAN ACADEMY	2711
FAITH ACADEMY CHRISTIAN SCHOOL (Maysville)	1753
FAITH CHRISTIAN ACADEMY (Cox's Creek)	0127
FAITH TEMPLE CHRISTIAN HIGH SCHOOL	1536
FAMILIES FOR CHRIST CHRISTIAN ACADEMY (Louisville)	1634
FANCY FARM HIGH SCHOOL	0795
FARMDALE CHRISTIAN SCHOOL	1526
FARMINGTON HIGH SCHOOL	0800
FAYETTE COUNTY HIGH SCHOOL	1422
FEDERAL CORRECTIONAL INSTITUTE	0064
FEDS CREEK HIGH SCHOOL	0805
FERGUSON HIGH SCHOOL	0810
FIRST AMERICAN CHRISTIAN ACADEMY	1529
FIRST CHURCH OF GOD ACADEMY	1208
FLEMING-NEON HIGH SCHOOL	0825
FORDSVILLE HIGH SCHOOL	0840
FOUNDATION CHRISTIAN LIVING SCHOOL (Louisville)	0787
FREDONIA HIGH SCHOOL	0925
FREEDOM BAPTIST ACADEMY (Pikeville)	2165
FREEDOM CHRISTIAN ACADEMY (Mt. Sterling)	2071
GAMALIEL CONSOLIDATED HIGH SCHOOL	0950
GEORGETOWN HIGH SCHOOL	0970
GETHSEMANE CHRISTIAN HIGH SCHOOL	1532
GLEN LILY CHRISTIAN ACADEMY (Munfordville)	0400
GRACE CHRISTIAN ACADEMY (Irvine)	1267
GRACE FELLOWSHIP CHRISTIAN ACADEMY (Lexington)	1423
GRAHAM HIGH SCHOOL	1000
GREENVILLE HIGH SCHOOL(MIDDLE SCHOOL-1990)	1030
GREENWOOD HIGH SCHOOL	0292
HARRODSBURG HIGH SCHOOL	1075
HARVEST CHRISTIAN ACADEMY (Lexington)	1424
HAZEL GREEN ACADEMY	1125
HENDERSON CITY HIGH SCHOOL	1145
HENDERSON SETTLEMENT HIGH SCHOOL	0875
HERITAGE ADVANCED TRAINING INSTITUTE	1538
HERITAGE CHRISTIAN ACADEMY	2549
HIGH STREET HIGH SCHOOL	0260
HIGHLANDS PREPARATORY SCHOOL	2264
HOLY FAMILY HIGH SCHOOL	0065
HOPKINS COUNTY CENTRAL HIGH SCHOOL	1673
HUGHES KIRK HIGH SCHOOL	0170
IMMACULATE CONCEPTION HIGH SCHOOL	1100
IMMANUEL LUTHERAN HIGH SCHOOL	1542
IRVINE HIGH SCHOOL	1270
JAMES A. CAWOOD HIGH SCHOOL	1067
JEWISH COMMUNITY CENTER	1544
JOHNS CREEK HIGH SCHOOL NOW: PIKE COUNTY CENTRAL HIGH SCHOOL	2170

**TABLE 13-C**  
**CLOSED HIGH SCHOOL CODES – ALPHABETICAL ORDER**  
**(continued)**

<u>High School Name</u>	<u>Code</u>
JOHNSON BRECKINRIDGE HIGH SCHOOL	1539
KENTON CENTRAL ALTERNATIVE	2140
KENTUCKY CHILDREN'S HOME RESIDENCE	1552
KENTUCKY YOUTH ACADEMY HIGH SCHOOL (Ashcamp)	0068
KINGDOM COME SETTLEMENT HIGH SCHOOL	1470
KNOTT COUNTY HIGH SCHOOL	2210
LA SALLETTE ACADEMY	0560
LAKELAND CHRISTIAN ACADEMY	0353
LAUREL HILL CHRISTIAN ACADEMY	0722
LEATHERWOOD HIGH SCHOOL	1360
LETCHER HIGH SCHOOL	1403
LEWISBURG HIGH SCHOOL	1405
LIBERTY HIGH SCHOOL	1450
LIFE CHRISTIAN ACADEMY (Madisonville)	1671
LIGHTHOUSE CHRISTIAN ACADEMY (Dayton)	0668
LINCOLN GRANT HIGH SCHOOL	0565
LONE JACK HIGH SCHOOL	0870
LONGVIEW CHRISTIAN ACADEMY	0158
LOUISVILLE COVENANT SCHOOL	1571
LOUISVILLE URBAN VOCATIONAL CENTER (now RICE AUDUBON)	1551
LOWES HIGH SCHOOL	1638
LYNCH CHRISTIAN ACADEMY	1654
LYNCH HIGH SCHOOL	1655
LYNN GROVE HIGH SCHOOL	1665
LYNWOOD HIGH SCHOOL	1582
MADISON HIGH SCHOOL	2279
MADISONVILLE CHRISTIAN SCHOOL	1672
MAGOFFIN BAPTIST INSTITUTE	1880
MAJESTY CHRISTIAN SCHOOL (Owensboro) (was GOOD SHEPHERD)	2042
MARGARET HALL SCHOOL	2595
MARION CHURCH OF GOD CHRISTIAN SCHOOL	1702
MARTIN HIGH SCHOOL	1715
MAYKING CHRISTIAN SCHOOL	1742
MAYSVILLE AREA VOCATIONAL EDUCATION	1747
MAYSVILLE HIGH SCHOOL	1750
MAYTOWN HIGH SCHOOL	1345
MCDOWELL CONSOLIDATED HIGH SCHOOL	
NOW: SOUTH FLOYD HIGH SCHOOL	1770
MCVEIGH CHRISTIAN SCHOOL	1790
MILLARD HIGH SCHOOL	1130
MILLCREEK TECHNICAL CENTER	1583
MILLERSBURG MILITARY ACADEMY	1830
MINERVA HIGH SCHOOL	1835
MOUNTAIN CHRISTIAN ACADEMY	1717
MT ST JOSEPH ACADEMY	1695
MT STERLING HIGH SCHOOL	1905

**TABLE 13-C**  
**CLOSED HIGH SCHOOL CODES – ALPHABETICAL ORDER**  
**(continued)**

<u>High School Name</u>	<u>Code</u>
MULLINS HIGH SCHOOL	2173
NANCY HIGH SCHOOL	1940
NEW BEGINNINGS CHRISTIAN ACADEMY (Morehead)	1852
NEW COVENANT ACADEMY	1436
NEW LIFE CHRISTIAN SCHOOL (Carrollton)	0422
NEWPORT CHRISTIAN ACADEMY	1974
NINTH & O CHRISTIAN SCHOOL	1588
NORTON ACADEMY	1458
NORWOOD CHRISTIAN ACADEMY (Somerset)	2454
OLMSTEAD HIGH SCHOOL	2025
ORCHARD STREET CHRISTIAN SCHOOL	0756
ORMSBY VILLAGE SCHOOL	0035
OUR LADY HIGHLANDS HIGH SCHOOL	0860
OUR LADY PROVIDENCE ACADEMY	1970
OWENSBORO CHRISTIAN ACADEMY	2046
PADUCAH CHRISTIAN ACADEMY	0236
PHELPS CHRISTIAN ACADEMY	2159
PINE KNOTT HIGH SCHOOL	2190
PIONEER CHRISTIAN ACADEMY (Sidney)	2418
POTTER ORPHAN HOME/SCHOOL	0261
RALPH BUNCHE HIGH SCHOOL	0985
REVELATION BAPTIST ACADEMY	1442
RICE AUDUBON SCHOOL	1551
RIVERVIEW HIGH SCHOOL	1165
ROSENWALD HIGH SCHOOL	1680
SAINT CAMILLUS ACADEMY	0515
SAINT JOHN EVANGELIST HIGH SCHOOL	2100
SAINT MARY’S COLLEGE HIGH SCHOOL	2345
SAINT ROMUALD HIGH SCHOOL	1055
SAINT THOMAS HIGH SCHOOL	0865
SCIENCE HILL CHRISTIAN ACADEMY	2371
SCOTTSVILLE HIGH SCHOOL	2385
SEDALIA HIGH SCHOOL	2395
SHELBYVILLE HIGH SCHOOL	2405
SHIVELY CHRISTIAN SCHOOL	1616
SHOPVILLE HIGH SCHOOL	2415
SOUTH HOPKINS HIGH SCHOOL	2000
SOUTH LOUISVILLE CHRISTIAN	1619
SOUTHLAND CHRISTIAN SCHOOL	2097
SOUTHWESTERN CHRISTIAN SCHOOL	1621
STUART HIGH SCHOOL	2578
SYMSONIA HIGH SCHOOL	2530
TABERNACLE CHRISTIAN HIGH SCHOOL	
NOW: NEW HOPE CHRISTIAN ACADEMY (Midway)	1826
THOMAS JEFFERSON HIGH SCHOOL	1633
TOLLESBORO HIGH SCHOOL	2540

**TABLE 13-C**  
**CLOSED HIGH SCHOOL CODES – ALPHABETICAL ORDER**  
**(continued)**

<u>High School Name</u>	<u>Code</u>
TRAINING SCHOOL – WKU	0250
TRINITY CHRISTIAN ACADEMY (Auburn)	0078
TURKEY CREEK CHRISTIAN ACADEMY	2550
UNITED CHRISTIAN ACADEMY (LaGrange)	0320
UNITED PENTECOSTAL CHURCH ACADEMY	1445
UNIVERSITY BRECKINRIDGE SCHOOL	1850
VICTORY BAPTIST SCHOOL (Florence)	0839
VIRGIE HIGH SCHOOL (MIDDLE SCHOOL 1990)	2615
WAYLAND HIGH SCHOOL	2655
WEST HARDIN HIGH SCHOOL (MIDDLE SCHOOL-1990)	2508
WESTERN ANDERSON HIGH SCHOOL	2430
WESTPORT ROAD HIGH SCHOOL	1637
WHEELWRIGHT HIGH SCHOOL	2680
WHITESBURG HIGH SCHOOL	2695
WILLISBURG HIGH SCHOOL	2730
WINCHESTER CHRISTIAN ACADEMY	2754
WINGO HIGH SCHOOL	2760
WOERMER METROPOLITAN SCHOOL	1557
WOODBRIAGE ACADEMY	1413
WOODLAND HILLS CHRISTIAN SCHOOL	1072



**TABLE 15**  
**LEVEL OF DEGREE**  
**AND**  
**DECLARED MAJOR AND PROGRAM PREFIX CODES**

<u>Code</u>	<u>Declared Major or Program Prefix</u>
A	Associate
B	Baccalaureate
I	Diploma < 1 year
J	Diploma 1-2 years
K	Diploma 2-4 years
O	Doctor's Degree – Other
P	Doctor's Degree – Professional Practice
D	Doctor's Degree – Research/Scholarship
H	House Staff
M	Master's
N	Nondegree
U	Not Designated, Undecided, Undeclared
T	Post-Baccalaureate Certificate
V	Post-Master's Certificate
W	Post-Doctor's Degree Professional Practice Certificate
S	Specialist
F	Training (enrollment only)
C	Undergraduate Certificate < 1 year
E	Undergraduate Certificate 1-2 years
G	Undergraduate Certificate 2-4 years

**TABLE 16-A**  
**CLASSIFICATION OF INSTRUCTIONAL PROGRAMS (CIP) CODES**

- (To be used in reporting Course Inventory)
01. Agriculture, Agriculture Operations, and Related Sciences
  03. Natural Resources and Conservation
  04. Architecture and Related Services
  05. Area, Ethnic, Cultural and Gender Studies
  09. Communications, Journalism, and Related Programs
  10. Communications Technologies/Technicians and Support Services
  11. Computer and Information Sciences and Support Services
  12. Personal and Culinary Services
  13. Education
  14. Engineering
  15. Engineering- Technologies/Technicians
  16. Foreign Languages, Literatures, and Linguistics
  19. Family and Consumer Sciences/Human Sciences
  22. Legal Professions and Studies
  23. English Language and Literature/Letters
  24. Liberal Arts and Sciences, General Studies, and Humanities
  25. Library Science
  26. Biological and Biomedical Sciences
  27. Mathematics and Statistics
  29. Military Technologies
  30. Multi/Interdisciplinary Studies
  31. Parks, Recreation, Leisure, and Fitness Studies
  32. Basic Skills
  33. Citizenship Activities
  34. Health-Related Knowledge and Skills
  35. Interpersonal and Social Skills
  36. Leisure and Recreational Activities
  37. Personal Awareness and Self-Improvement
  38. Philosophy and Religious Studies
  39. Theology and Religious Vocations
  40. Physical Sciences
  41. Science Technologies/Technicians
  42. Psychology
  43. Security and Protective Services
  44. Public Administration and Social Service Professions
  45. Social Sciences
  46. Construction Trades
  47. Mechanics and Repair Technologies/Technicians
  48. Precision Production
  49. Transportation and Materials Moving
  50. Visual and Performing Arts
  51. Health Professions and Related Clinical Sciences
  52. Business, Management, Marketing, and Related Support Services
  54. History
  60. Dental, Medical, and Veterinary Residency Programs

**TABLE 16-B  
UNDECLARED AND NONDEGREE CODES**

<b><u>Code</u></b>	<b><u>Program Description</u></b>
00.0000	Not Designated/Undecided/Undeclared
90.0000	Nondegree

## **TABLE 17**

### **PROGRAMS**

The Registry of Degree Programs is housed at the Kentucky Council on Postsecondary Education (CPE) and is updated when a new program is approved by the Council or the status of a current program changes. This allows for a comprehensive public view of all programs offered by postsecondary institutions in the state. With the Program Modification System, institutions may request certain changes be made to the inventory, which are then reviewed by Council staff. The Program Modification System can be found in KPEDS. When logged into KPEDS, select “Program Management”; then select “Program Inventory” then select your institution from the CIP drop down box for a complete list of your institution’s programs which can be exported to an Excel spreadsheet or a word document.

<https://kpeds.ky.gov/login.aspx>

### **Steps to Resolve Degree Program Discrepancies**

1. KPEDS – Next Generation will provide the list of program inventory errors during the Type 1 edit process. A critical error occurs if the program is categorized as suspended/inactive or it is not in the CPE Program Inventory. (From this point on, CPE Program Inventory will be referred to as the inventory.)
2. The IR/AA staff at the institution will determine the source of the error using institutional records and the Program Modification System to access the complete inventory.
  - a) If the program is a teach-out (i.e., it is suspended or inactive but there are still students at the institution completing the program), add comment to error in KPEDSNG to this effect.
  - b) If the program appears as inactive in the inventory but has been continuously active and in every catalog for the institution for more than five years, contact Kathy Garret (Kathy.Garret@ky.gov) with the CPE Program ID, which is part of the record in Program Modification System, and CPE will update the inventory.
  - c) If the program appears as active in the inventory, but is listed at the wrong degree level, contact Kathy Garret (Kathy.Garret@ky.gov) with the CPE Program ID and the correct degree level.

- i. If the program is listed as an Institutionally-Defined Certificate, but needs to be changed to a certificate that requires program approval, e-mail the approval documentation to [Kathy.Garret@ky.gov](mailto:Kathy.Garret@ky.gov). Upon verification, CPE will change the degree level.
  - ii. If the program is listed as a certificate other than an Institutionally Defined Certificate, but should be institutionally defined (i.e., it is an undergraduate certificate of less than 1 year or a graduate certificate with less than 18 credit hours), e-mail [Kathy.Garret@ky.gov](mailto:Kathy.Garret@ky.gov) the CPE Program ID and CPE will make the change.
  - iii. If the program requires CPE approval, but has not gone through the approval process, it should undergo the official program approval process as outlined at [http://cpe.ky.gov/NR/rdonlyres/280181DD-385C-4371-89D2-36EF9124B014/0/10\\_Program\\_Approval\\_New\\_Programs.pdf](http://cpe.ky.gov/NR/rdonlyres/280181DD-385C-4371-89D2-36EF9124B014/0/10_Program_Approval_New_Programs.pdf)
  - d) If the program is active in the inventory, but is listed with an incorrect CIP Code, submit a CIP Code change through the Program Modification and notify ([Kathy.Garret@ky.gov](mailto:Kathy.Garret@ky.gov)) that the request is pending.
  - e) If the program is not in the inventory in any form (active, inactive, or suspended), provide the program approval documentation to [Kathy.Garret@ky.gov](mailto:Kathy.Garret@ky.gov). Upon verification, CPE will add the program to the inventory. If the program requires approval, but has not gone through the approval process, it should undergo the official program approval process
3. If program inventory discrepancies are unresolved when enrollment reports are produced, discrepant records will be noted as ‘discrepant’ or excluded from calculations of metrics. For example, the routine report on enrollment by major may include an asterisk to indicate enrollment is under review (i.e ‘*discrepancies under review*’). However, if performance metrics involve enrollment numbers, the discrepant records will be excluded from the calculations.

**TABLE 18**  
**BUILDING OWNERSHIP CODES**

<b>Code</b>	<b>Description</b>
1	Owned in fee simple
2	Title vested in the institution and being paid for on an amortization schedule (regardless of whether the building is shared with another institution or organization).
3	Title vested in a holding company or building corporation to which payments are being made by the institution; title will ultimately pass to the institution. (Includes lease-purchase arrangements.)
4	Not owned by the institution, but leased or rented to the institution at a typical local rate.
5	Not owned by the institution, but made available to the institution either at no cost or at a nominal rate.
6	Not owned by the institution, but shared with an educational organization that is not a postsecondary institution.
7	Not owned by the institution, but shared with another postsecondary educational institution.
8	Other – Owner may or may not be university affiliated and non-affiliated, but building is used exclusively for institutional services (e.g., housing, bookstore, food service, warehouse). Facility is located on institutional property.
9	Title vested in an affiliated corporation, but made available to the institution either at no cost, a typical local rate, or at a nominal rate.

**Note:** Leases are to be reported under Codes 4-9.

**TABLE 20**  
**OUTLINE OF ROOM USE CODES**

<b>100 Classroom Facilities</b>	110 Classroom 115 Classroom Service	<b>500 Special Use Facilities (Continued)</b>	540 Clinic 545 Clinic Service
<b>200 Laboratory Facilities</b>	210 Class Laboratory 215 Class Laboratory Service  220 Open Laboratory 225 Open Laboratory Service 250 Research/Nonclass Laboratory 255 Research/Nonclass Lab Service		550 Demonstration 555 Demonstration Service  560 Field Building (Agriculture)  570 Animal Quarters (Res/Instr) 575 Animal Quarters Service  580 Greenhouse 585 Greenhouse Service
<b>300 Office Facilities</b>	310 Office 315 Office Service  350 Conference Room 355 Conference Room Service  390 Office Space - Dormitory	<b>600 General Use Facilities</b>	590 Other (All Purpose)  610 Assembly 615 Assembly Service  620 Exhibition 625 Exhibition Service  630 Food Facility 635 Food Facility Service  640 Day Care 645 Day Care Service  650 Lounge 655 Lounge Service  660 Merchandising 665 Merchandising Service
<b>400 Study Facilities</b>	410 Study Room  420 Stack  430 Open-Stack Study Room  440 Processing Room  455 Study Service  490 Dormitory Study Space		670 Recreation 675 Recreation Service  680 Meeting Room 685 Meeting Room Service  690 Lactation Room
<b>500 Special Use Facilities</b>	510 Armory (Military Support) 515 Armory Service 520 Athletic or Physical Education 523 Athletic Facilities Spectator Seating 525 Athletic or Physical Educ. Service  530 Media Production 535 Media Production Service		

**TABLE 20 (Continued)**

**700 Support Facilities**

710	Central Computer or Telecommunications
715	Central Computer or Telecommunications Service
720	Shop
725	Shop Service
730	Central Storage
735	Central Storage Service
740	Vehicle Storage
745	Vehicle Storage Service
750	Central Service
755	Central Service Support
760	Hazardous Materials Storage (for future use)
765	Hazardous Materials Service
770	Hazardous Waste Storage (treatment/disposal)
775	Hazardous Waste Service
780	Unit Storage (assigned to department)

**800 Health Care Facilities**

810	Patient Bedroom
815	Patient Bedroom Service
820	Patient Bath
830	Nurse Station
835	Nurse Station Service
840	Surgery
845	Surgery Service
850	Treatment/Examination
855	Treatment/Examination Service
860	Diagnostic Service Laboratory
865	Diagnostic Service Laboratory Support Service

870	Central Supplies
880	Public Waiting
890	Staff On-Call Facility
895	Staff On-Call Facility Service

**900 Residential Facilities**

910	Sleep/Study without Toilet or Bath
919	Toilet or Bath
920	Sleep/Study with Toilet or Bath
935	Sleep/Study Service
950	Apartment
955	Apartment Service
970	House

**000 Unclassified Facilities**

050	Inactive Area
060	Alteration or Conversion Area
070	Unfinished Area

**Nonassignable Area**

PPP	President's Residence
VVV	Toilet - Facilities other than Dormitories
WWW	Circulation Area
XXX	Building Service
YYY	Mechanical Area

**Structural Area**

ZZZ	Structural Area
-----	-----------------



**TABLE 21**

**LAND HOLDINGS OWNERSHIP CODES**

<b><u>Code</u></b>	<b><u>Description</u></b>
1	Land owned by university or an affiliated corporation.
2	Land leased by university or an affiliated corporation.
3	Land not owned by the institution, but made available to the institution either at no cost or at a nominal cost.

**Table 25**  
**AFFILIATED AND NONAFFILIATED CORPORATIONS, FOUNDATIONS, AND FIDUCIARIES**

<u>Institution</u>	<u>Affiliated Corporations or Foundations</u>	<u>Nonaffiliated Corporations or Foundations or Any Other Fiduciary</u>
Eastern Kentucky University		Eastern Kentucky University Foundation
Kentucky Community and Technical College System	None	KCTCS Foundation, Inc
Kentucky State University	None	Kentucky State University Foundation, Inc.
Morehead State University	The Kentucky Folk Art Center, Inc.	Morehead State University Foundation, Inc.
Murray State University	None	Murray State University Foundation Murray State University Athletic Foundation, Inc.
Northern Kentucky University	Northern Kentucky University Research Foundation, Inc.	Northern Kentucky University Foundation, Inc. Chase College Foundation, Inc.
University of Kentucky	University of Kentucky Center on Aging Foundation, Inc. University of Kentucky Gluck Equine Research Foundation, Inc. University of Kentucky Humanities Foundation, Inc. The Fund for the Advancement of Education and Research in the UK Medical Center University of Kentucky Mining Engineering Foundaion, Inc. University of Kentucky Research Foundation Central Kentucky Management Services, Inc. Beyond Blue Kentucky Healthcare Enterprises	Kentucky Medical Services Foundation
University of Louisville	University of Louisville Research Foundation, Inc. University of Louisville Athletic Association, Inc. University of Louisville Medical School Fund, Inc.	University of Louisville Foundation, Inc. ULH, Inc. University Holdings, Inc.
Western Kentucky University	None	The College Heights Foundation Western Kentucky University Research Foundation Student Life Foundation Western Kentucky University Foundation

TABLE 26

SUBJECT CODES FOR DEVELOPMENTAL, SUPPLEMENTAL, AND ENRICHMENT COURSES

<u>Code</u>	<u>Course</u>
0	Developmental/Supplemental/Remedial, Learning Skills/Other – Remedial courses not included in remedial categories 1, 2, 3, or 4.
1	Developmental/Supplemental/Remedial – English/Writing: Course to prepare students for college-level study in English/Writing.
2	Developmental/Supplemental/Remedial – Mathematics: Course to prepare students for college-level study in mathematics.
3	Developmental/Supplemental/Remedial – Science: Course to prepare students for college-level study in science.
4	Developmental/Supplemental/Remedial – Reading: Course to prepare students for college-level study.
5	Enrichment/Non-Remedial - Reading/Learning/Study Skills: Course to improve college-level reading, learning, or study skills.
6	Enrichment -- English for Foreign Students: Fundamentals of written and/or spoken English for foreign students.
7	Enrichment – First-Year Seminar: Courses that support the transition to college via orientation to the institution and support of academic and social development.
8	Enrichment -- Professional/Career: General course on career counseling or career choice.
9	Enrichment/Non-remedial, Other – Non-remedial basic skills courses not covered by categories 5, 6, 7, or 8.

**TABLE 28**

**REGIONAL POSTSECONDARY EDUCATION CENTERS**

<b><u>Code</u></b>	<b><u>Center</u></b>
21	South East Regional Postsecondary Education Center London, Corbin, and Somerset
22	Southern Regional Postsecondary Education Center Glasgow
23	Central Regional Postsecondary Education Center Elizabethtown
24	North East Regional Postsecondary Education Center Prestonsburg
25	West Regional Postsecondary Education Center Hopkinsville
26	South Central Regional Postsecondary Education Center Albany
27	University Center of the Mountains

**TABLE 29**  
**KENTUCKY COMMUNITY AND TECHNICAL COLLEGE SYSTEM**

<b>Ashland Community and Technical College</b>		
<u>Code</u>	<u>Site</u>	<u>County</u>
100	Ashland Fire Dept.	Boyd
101	Ashland Tennis	Boyd
102	Greenup County ATC	Greenup
103	Greenup County HS	Greenup
104	Kings Daughter Nursing & Rehab	Boyd
105	Lawrence County HS	Lawrence
106	King's Daughters Medical Center	Boyd
107	Paul Blazer High School	Boyd
108	Raceland High School	Greenup
109	Russell ATC	Greenup
110	Russell High School	Greenup
111	West Carter High School	Carter
112	East Carter HS	Carter
113	Elliott Count HS	Elliott
114	Ramey-Estep Home	Boyd
115	Carter County ATC	Carter
116	Boyd Co. Career & Tech Center	Boyd
117	Boyd Co. Nursing & Rehab	Boyd
118	Boyd County High School	Boyd
119	Carter Co. Nursing & Rehab	Carter
120	Century 21	Scioto
121	Eastern Kentucky Education Ctr	Morgan
122	Fairview HS	Boyd
123	FCI	Boyd
124	Grandview Manor	Boyd
125	Harrison County ATC	Harrison
126	Helping Hands Child Dev. Cntr	Lawrence
127	Keystone Ridge	Greenup
128	Kingsbrook Nursing Home	Boyd
129	LCMS	Lawrence
130	Mason County ATC	Mason
131	Oakmont Manor	Greenup
132	Paradise Lanes	Boyd
133	Pendleton Art Center	Boyd
134	Rose Hill Christian School	Boyd
135	Scope Towers	Boyd

**TABLE 29 (Continued)**

<u>Code</u>	<u>Site</u>	<u>County</u>
		Boyd
136	Sun Downer Golf	
137	Unity Square	Boyd
138	Woodland Oaks Nursing Home	Boyd
139	Young Men's Christian Assoc	Boyd
140	Boyd County Heritage Building	Boyd
141	Carter Christian Academy	Carter
142	Maysville CTC Rowan Campus	Mercer

**Big Sandy Community and Technical College**

<u>Code</u>	<u>Site</u>	<u>County</u>
100	Belfry ATC	Pike
101	Belfry High School	Pike
102	Betsy Layne High School	Floyd
103	Allen Central High School	Floyd
104	Excel Mining	Martin
105	Jenny Wiley State Park	Floyd
106	East Ridge High School	Pike
107	Floyd County ATC	Floyd
108	Johnson Central HS	Johnson
109	Magoffin County High School	Magoffin
110	Martin County ATC	Martin
111	Millard ATC	Pike
112	Paintsville Independent HS	Johnson
113	Phelps ATC	Pike
114	Phelps High School	Pike
115	Pike County Central HS	Pike
116	Pikeville High School	Pike
117	Prestonsburg High School	Floyd
118	Shelby Valley High School	Pike
119	South Floyd High School	Floyd
120	Piarist School	Floyd
121	Lee Correction Center	Lee
122	Magoffin County ATC	Magoffin
123	Martin County Works	Martin

**TABLE 29 (Continued)****Big Sandy Community and Technical College (Cont.)**

<u>Code</u>	<u>Site</u>	<u>County</u>
124	Otter Creek Correction Center	Floyd
125	Perry County Central HS	Perry
126	Pike Central High School	Pike
127	Roy Collier Comm. Center	Martin
128	Russell High School	Greenup
129	Sheldon Clark High School	Martin
130	USP Big Sandy	Martin
131	VLI - GEN 100	Floyd

**Bluegrass Community and Technical College**

<u>Code</u>	<u>Site</u>	<u>County</u>
100	Georgetown Advanced Manufacturing Center	Scott
101	Anderson County High School	Anderson
102	Bell County Education Center	Bell
103	Eastside ATC	Fayette
104	Garrard County ATC	Garrard
105	Harrodsburg ATC	Mercer
106	Jessamine Career & Tech Center	Jessamine
107	Kentucky Horse Park	Fayette
108	Lancaster Higher Education Cnt	Garrard
109	Blackburn Education Center	Fayette
110	Royal Spring Middle School	Scott
111	Clark County ATC	Clark
112	Lockmaster Security Institute	Jessamine
113	Madison County ATC	Madison
114	Marion County ATC	Marion
115	South Side ATC	Fayette
116	Franklin County ATC	Franklin
117	Lincoln County ATC	Lincoln
118	Boyle County High School	Boyle
119	Bryan Station High School	Fayette
120	C.E. McCormick ATC	Campbell
121	Cardome	Scott
122	Cntr for Trng & Employ	Fayette
123	Danville High School	Boyle
124	Danville/Boyle County Adult Ed	Boyle

**TABLE 29 (Continued)**

<u>Code</u>	<u>Site</u>	<u>County</u>
125	Downtown Adult Education Center	Fayette
126	Elkhorn Crossing	Scott
127	Emergency Medical Services Bld	Scott
128	Frankfort Career Educ. Center	Franklin
129	Garrard County High School	Garrard
130	George Rogers Clark HS	Clark
131	Harrison County ATC	Harrison
132	Henry Clay High School	Fayette
133	J.D. Patton ATC	Kenton
134	Lafayette High School	Fayette
135	Lee County ATC	Lee
136	Locust Trace AgriScience Farm	Fayette
137	Marion Adjustment Center	Marion
138	Mercer County High School	Mercer
139	Montgomery County ATC	Montgomery
140	Newtown Campus	Fayette
141	Northpoint Education Center	
142	Owen County Elementary	Owen
143	Paul Laurence Dunbar HS	Fayette
144	Scott County ATC	Scott
145	Scott County Middle School	Scott
146	Scott County Ninth Grade	Scott
147	Tates Creek High School	Fayette
148	Thoroughbred Training Center	Fayette
149	UK Whitehall Classroom Bldg	Fayette
150	West Jessamine High School	Jessamine
151	Western Hills High School	Franklin
152	Woodford County High School	Woodford
153	VLI-Indstrl Maint Tech 01	Fayette
160	Lexington Christian Academy HS	Fayette
161	Family Care Center	Fayette
162	Montessori High School	Fayette
163	Madison Southern High School	Berea
164	Versailles Fire Department	Versailles
165	STEAM Academy	Fayette
166	BLC Georgetown Campus	Scott



**TABLE 29 (Continued)** **Elizabethtown Community and Technical College**

<b><u>Code</u></b>	<b><u>Site</u></b>	<b><u>County</u></b>
100	Breckenridge Co. High School	Breckinridge
101	Grayson County Adult Annex	Grayson
102	Grayson County High School	Grayson
103	Green County ATC	Green
104	Hardin County Challenger Cntr	Hardin
105	Meade County High School	Meade
106	Nelson County High School	Nelson
107	My Old Ky Home Middle School	Nelson
108	Nelson County ATC	Nelson
109	Bardstown Adult Education Cntr	Nelson
110	Bluegrass Challenge Academy	Hardin
111	Bullitt East High School	Bullitt
112	Central Hardin High School	Hardin
113	Elizabethtown High School	Hardin
114	Fort Knox High School	Hardin
115	Grayson County Middle School	Grayson
116	Hardin Memorial Hospital	Hardin
117	Hart County Adult Ed. Center	Hart
118	John Hardin High School	Hardin
119	Kelly Center	Grayson
120	Larue County High School	LaRue
121	Marion County ATC	Marion
122	North Hardin High School	Hardin
123	Parent Child Center	Hardin
124	Radcliff Reg Ed & Dev Office	Hardin
125	Springfield Products	Washington
126	Washington County High School	Washington
127	VLI-BUS ADMIN	Hardin
128	Amazon.com Fulfillment Center SDF1	Taylor
129	Hardin County Schools, EC3	Elizabethtown
130	Marion County High School	Marion
131	Bardstown High School	Nelson

 **Gateway Community and Technical College**

<b><u>Code</u></b>	<b><u>Site</u></b>	<b><u>County</u></b>
100	Boone County ATC	Boone
101	Carroll County ATC	Carroll
102	Chapman ATC	Kenton

**TABLE 29 (Continued)**

**Gateway Community and Technical College**

<u>Code</u>	<u>Site</u>	<u>County</u>
103	Falmouth School Center	Pendleton
104	Grant County Career & Tech	Grant
105	Highlands High School	Campbell
106	Holmes High School	Kenton
107	Innovative Pathways Bldg	Kenton
108	J.D. Patton ATC	Kenton
109	Kenton County Public Library	Kenton
110	Mazak	Boone
111	C.E. McCormick ATC	Campbell
112	Michael's Coll Hair Design	Boone
113	N Ky University Campbell Hall	Campbell
114	Pendleton County High School	Pendleton
115	Senior Services of N KY	Boone
116	Thomson Learning Center	Kenton
117	Center for Tech, Inn, and Ent	Kenton
118	Two Rivers Building	Kenton
119	Professional Services Center	Covington
120	Gateway-Transportation	Kenton

**Hazard Community and Technical College**

<u>Code</u>	<u>Site</u>	<u>County</u>
100	Breathitt Co. High School	Breathitt
101	Buckhorn High School	Perry
102	ARH Regional Medical Cente	Perry
103	Knott Co. Central High Sch	Knott
104	Lee Adjustment Center	Lee
105	Lee County High School	Lee
106	Letcher County ATC	Letcher
107	Owsley County HS	Owsley
108	Perry County Central HS	Perry
109	Wolfe County HS	Wolfe
110	Breathitt County ATC	Breathitt
111	Cadet Leadership & Ed Prg	Breathitt
112	Diamond May Coal	Perry
113	Frenchburg Job Corps	Menifee
114	Hazard High School	Perry
115	Hazard Pavillion	Perry
116	Jackson City High School	Breathitt
117	Knott County ATC	Knott

**TABLE 29 (Continued)****Hazard Community and Technical College**

<u>Code</u>	<u>Site</u>	<u>County</u>
118	Lee County ATC	Lee
119	Lee County PEP Coalition	Lee
120	Leslie County ATC	Leslie
121	Leslie County HS	Leslie
122	Manchester Fed Corr Ins	Clay
123	Owsley County CenterNet	Owsley
124	Powell County High School	Powell
125	Robinson Forest	Breathitt
126	US Forest Service	Clay
127	VLI-INFO TECH	Perry
128	VLI - Nursing	Perry
129	VLI - GEN100	Perry
128	VLI - Nursing	Perry
129	VLI - GEN100	Perry

**Henderson Community College**

<u>Code</u>	<u>Site</u>	<u>County</u>
100	Echo Lanes	Henderson
101	Alcan Ingot	Henderson
102	Henderson County High School	Henderson
103	Young Men's Christian Assoc	Henderson
104	Henderson Fire Station	Henderson
105	Industrial & Eng Tech Bldg	Henderson
106	Union County High School	Union
107	Union Co. Senior Ctz Cntr	Union
108	Union Cty YMCA	Union
109	Webster County Senior Citizen Center	Webster
110	Herron Technology Center	Union
111	Atlantis Plastics	Henderson
112	Bend Gate ES	Henderson
113	Dana Corp	Henderson
114	ECC Job Corps	Union
115	Gathering Pic	Henderson
116	Gibbs Die Cast	Henderson
117	Henderson Chamber of Commerce	Henderson
118	Henderson County ATC	Henderson
119	Henderson Housing Authority	Henderson
120	Henderson Police Station	Henderson

**TABLE 29 (Continued)****Henderson Community College**

<u>Code</u>	<u>Site</u>	<u>County</u>
121	Mag Plant	Henderson
122	Methodist Hosp	Henderson
123	Morganfield Elementary School	Union
124	Union Cty MS	Union
125	Webster County High School	Webster
126	West Kentucky Energy	Henderson

**Hopkinsville Community College**

<u>Code</u>	<u>Site</u>	<u>County</u>
100	Christian County HS	Christian
101	Hopkinsville High School	Christian
102	In-Motion Rehab & Sports Medcn	Christian
103	Pennyroyal Museum	Christian
104	Princeton	Caldwell
105	Todd Cty HS	Todd
106	Trigg Cty HS	Trigg
107	University Heights Academy	Christian
108	BACH Fort Campbell	Christian
109	Trigg County Career Center	Trigg
110	Bowling Green Technical College	Warren
111	Caldwell County High School	Caldwell
112	Caldwell County ATC	Caldwell
113	Christian County Library	Christian
114	Christian Health Center	Christian
115	Gateway Health System	Montgomery
116	Grace Health Care	Montgomery
117	Grennview Medical Center	Warren
118	Hearthstone Place Nursing Home	Todd
119	Jennie Stuart Medical Center	Christian
120	Logan Co Memorial Hospital	Logan
121	Shady Lawn Nursing Home	Trigg
122	Western State Hospital	Christian
123	VLI - Science	Christian
124	VLI-Nurse Aid	Christian
125	VLI - GE 101	Christian
126	Heritage Christian Academy HS	Christian
127	Todd County Career Pathway	Todd

**TABLE 29 (Continued)****Jefferson Community and Technical College**

<u>Code</u>	<u>Site</u>	<u>County</u>
100	Bullitt Co Adult & Comm Ed Cnt	Bullitt
101	Bullitt Area Technology Center	Bullitt
102	Butler High School	Jefferson
103	Carroll County ATC	Carroll
104	Central High School	Jefferson
105	Crestwood Community Arts Cntr	Oldham
106	Doss High School	Jefferson
107	Eastern High School	Jefferson
108	Fairdale High School	Jefferson
109	Gallatin High School	Gallatin
110	Henry County High School	Henry
111	Iroquois High School	Jefferson
112	620 Building	Jefferson
113	AFL-CIO	Jefferson
114	Ahrens Vocational School	Jefferson
115	Amerimex Training Center	Montgomery
116	Jeffersontown High School	Jefferson
117	KY Corr. Instit Women	Oldham
118	Kentucky State Reformatory	Oldham
119	Luther Lockett Education Ctr	Oldham
120	Male High School	Jefferson
121	Moore High School	Jefferson
122	Norton Pavilion	Jefferson
123	Oldham County ATC	Oldham
124	Oldham County High School	Oldham
125	Owen Cnty High School	Owen
126	Pewee Valley Education Center	Oldham
127	Pleasure Ridge Park High Schoo	Jefferson
128	Roederer Correctional Complex	Oldham
129	Seneca High School	Jefferson
130	Shawnee High School	Jefferson
131	South Oldham High School	Oldham
132	Southern High School	Jefferson
133	United Parcel Service	Jefferson
134	Western Hill School	Jefferson
135	Young Men's Christian Assoc	Jefferson
136	Carroll County High School	Carroll

**TABLE 29 (Continued)****Jefferson Community and Technical College (cont.)**

<u>Code</u>	<u>Site</u>	<u>County</u>
137	LaGrange Educational Center	Oldham
138	Trimble County High School	Trimble
139	Anchorage Fire Department	Jefferson
140	Apprentice Training Center	Jefferson
141	Atherton High School	Jefferson
142	Bagdad Fire Department	Shelby
143	Ballard High School	Jefferson
144	Ballardsville Fire Department	Oldham
145	Bedford Fire Department	Trimble
146	Black Mudd Fire Department	Jefferson
147	Borden Chemical Company	Jefferson
148	Brown Building	Jefferson
149	Buchel Fire Department	Jefferson
150	Bullitt Central High School	Bullitt
151	Bullitt County ATC	Bullitt
152	Bullitt County EOC	Bullitt
153	Bullitt East High School	Bullitt
154	Camp Taylor Fire Dept.	Jefferson
155	Campbellsburg Fire and Rescue	Henry
156	Central Government Center	Jefferson
157	Dawson Orman Education Cntr	Jefferson
158	Dixie Suburban Fire Department	Jefferson
159	Eastwood Fire Department	Jefferson
160	Electricians JAC Local 369	Jefferson
161	Eminence High School	Henry
162	Fairdale Fire Department	Jefferson
163	Fern Creek Fire Department	Jefferson
164	Fern Creek High School	Jefferson
165	Ford KTP	Jefferson
166	Ford-LAP	Jefferson
167	Galt House Hotel	Jefferson
168	Green River Correctional Cmplx	Muhlenberg
169	Harrods Creek Fire Dept	Oldham
170	Highview Fire Department	Jefferson
171	Horticulture Farm	Jefferson
172	Jeffersontown Fire Dept	Jefferson
173	Lebanon Junction Fire Dept	Bullitt

**TABLE 29 (Continued)****Jefferson Community and Technical College (continued)**

<u>Code</u>	<u>Site</u>	<u>County</u>
174	Louisville Fire Academy	Jefferson
175	Louisville Fire Department	Jefferson
176	Louisville PD Training Unit	Jefferson
177	Lyndon Fire Department	Jefferson
178	Marion Adjustment Center	Marion
179	McMann Fire House	Jefferson
180	Middletown Fire Department	Jefferson
181	Milton Elementary School	Trimble
182	Milton Fire Department	Trimble
183	Minority Teacher Recruitment P	Jefferson
184	Mt. Eden Fire Department	Spencer
185	Mt. Washington Fire Dept.	Bullitt
186	New Castle Fire Department	Henry
187	Nichols Fire Department	Bullitt
188	North Bullitt High School	Bullitt
189	North Oldham High School	Oldham
190	Ohio Valley Education Coop	Shelby
191	Okolona Fire Department	Jefferson
192	Payne St Pottery&Gallery	Jefferson
193	Pewee Valley Fire Department	Oldham
194	Pleasure Ridge Park FD	Jefferson
195	Point Pleasure Fire Dept.	Kenton
196	R.E.A.C.H.	Jefferson
197	Shelby Co Emergency Management	Shelby
198	Shelby County High School	Shelby
199	Shelby County ATC	Shelby
200	Shelby County Fire Dept	Shelby
201	Shelbyville Fire Department	Shelby
202	Simmons College of Kentucky	Jefferson
203	Simpsonville FD	Shelby
204	South Oldham Fire Department	Oldham
205	Southeast Bullitt FD	Bullitt
206	Spencer Co. High School	Spencer
207	St. Matthews Fire Dept	Jefferson
208	St. Xavier High School	Jefferson
209	Stewart Middle School	Jefferson
210	Trinity High School	Jefferson
211	U of L Dental School	Jefferson
212	UL Shelby Campus	Jefferson

**TABLE 29 (Continued)****Jefferson Community and Technical College (continued)**

<u>Code</u>	<u>Site</u>	<u>County</u>
213	University of Louisville	Jefferson
214	Valley High School	Jefferson
215	Veterans Hospital	Jefferson
216	Waggener High School	Jefferson
217	Western Ky. Correctional Complex	Caldwell
218	Wiggins Fam Invest Cntr	Jefferson
219	Worthington Fire Depart.	Jefferson
220	Zoneton Fire Department	Bullitt
221	Eddyville Education Center	Lyon
222	Virtual	Jefferson
223	VLI-CompLit/Math	Jefferson
224	VLI-Mathematics	Jefferson
225	VLI/Assoc Nursing	Jefferson
226	Assumption High School	Jefferson

**Madisonville Community College**

<u>Code</u>	<u>Site</u>	<u>County</u>
100	Curves for Women	Hopkins
101	Curves for Women Muhlenberg	Muhlenberg
102	Green River Correctional Cmplx	Muhlenberg
103	Melody Lanes	Hopkins
104	Wall's Gym & Fitness Center	Muhlenberg
105	Webster County High School	Webster
106	Young Men's Christian Assoc	Hopkins
107	Area 2 Fire Rescue Princeton	Caldwell
108	Caldwell County ATC	Caldwell
109	Caldwell County High School	Caldwell
110	Muhlenberg County ATC	Muhlenberg
111	Career Advancement Center	Muhlenberg
112	Central City Housing Authority	Muhlenberg
113	Christian County ATC	Christian
114	Marion/Crittenden County Ed Tech Training Center	Crittenden
115	Crittenden County High School	Crittenden
116	Dawson Springs High School	Hopkins
117	Dixon Elementary School	Webster



**TABLE 29 (Continued)****Madisonville Community College (continued)**

<b><u>Code</u></b>	<b><u>Site</u></b>	<b><u>County</u></b>
118	Franklin-Simpson High School	Simpson
119	Henderson County ATC	Henderson
120	Hopkins County Central HS	Hopkins
121	Hopkinsville Campus	Christian
122	Hopkinsville Fire Department	Christian
123	Jennie Stuart Medical Center	Christian
124	Lantrips Karate Studio	Hopkins
125	Madisonville City Park	Hopkins
126	Madisonville Country Club	Hopkins
127	Madisonville Fire Department	Hopkins
128	Madisonville Hopkins Co Cham	Hopkins
129	Madisonville North Hopkins HS	Hopkins
130	McLean County High School	McLean
131	Muhlenberg Career Dev. Center	Muhlenberg
132	Muhlenberg Community Hospital	Muhlenberg
133	Muhlenberg County High School	Muhlenberg
134	Muhlenberg North High School	Muhlenberg
135	Muhlenberg North Middle School	Muhlenberg
136	Muhlenberg South High School	Muhlenberg
137	Muhlenberg South Middle School	Muhlenberg
138	Pennyrile Gymnastics & Dance	Hopkins
139	Providence High School	Caldwell
140	Providence Housing Authority	Caldwell
141	Regional Medical Center	Hopkins
142	Rosenwald/Smith Multi-Cultural	Hopkins
143	Webster County ATC	Webster
144	Early College and Career Ctr	Elizabethtown
145	Hopkins County Career & Tech Center	Hopkins

**Maysville Community and Technical College**

<b><u>Code</u></b>	<b><u>Site</u></b>	<b><u>County</u></b>
100	Bracken County High School	Bracken
101	Fleming County High School	Fleming
102	Foster Meade ATC	Lewis
103	Graves County High School	Graves
104	Harrison County ATC	Harrison
105	Allied health Annex	Harrison

**TABLE 29 (Continued)****Maysville Community and Technical College (continued)**

<u>Code</u>	<u>Site</u>	<u>County</u>
106	Limestone Family YMCA	Mason
107	Mason County ATC	Mason
108	Amo Peters Comm. Center	Mason
109	Annunciation Church Parish HI	Bourbon
110	Licking Valley Paris Ext.	Bourbon
111	Rowan Campus Mt. Strlng Ext	Montgomery
112	Menifee Co. High School	Menifee
113	Montgomery County HS	Montgomery
114	Morgan County ATC	Morgan
115	Paris High School	Bourbon
116	Paris-Bourbon County YMCA	Bourbon
117	St. Patrick's High School	Mason
118	The Rock Fitness Center	Harrison
119	Rowan Co. Senior High School	Rowan
120	Greenup County ATC	Greenup
121	Bourbon County High School	Bourbon
122	Mason County High School	Mason
123	Bath County High School	Bath
124	Montgomery County ATC	Montgomery
125	Ohio Valley Career & Tech Cntr	Adams
126	Hoffman Enclosures Inc.	Montgomery
127	Ripley Union Lewis Huntington	Brown
128	Regional Enterprise Cntr	Morgan
129	Carlisle Armory	Nicholas
130	Carter County ATC	Carter
131	Community Education Center	Harrison
132	Cox Building	Mason
133	Culinary Arts Institute	Mason
134	Cynthiana 3-M	Harrison
135	Cynthiana Christian Church	Harrison
136	Deming High School	Robertson
137	Downtown Machine Shop	Mason
138	E KY Correctional	Morgan
139	Eastside Elementary School	Mason
140	Knott County ATC	Knott
141	Lewis Co. Adult Ed. Lrng Cntr	Lewis
142	Lewis County High School	Lewis
143	Licking Valley Carlisle	Nicholas
144	Life's U Martial Arts Aca	Mason

**TABLE 29 (Continued)****Maysville Community and Technical College (continued)**

<u>Code</u>	<u>Site</u>	<u>County</u>
145	Machine Shop	Mason
146	Mason Co. Detention Center	Mason
147	McFarland Building	Mason
148	Morgan County High School	Morgan
149	Nicholas Co. High School	Nicholas
150	Pendleton County High School	Pendleton
151	Powell County High School	Powell
152	Reg Entrepreneur Cnt	Mason
153	Vanceburg Housing Authorit	Lewis
157	BURN Personal Training	Mason
158	Grant County ATC	Grant
159	MYC Rowan Campus Downtown Ext	Rowan
160	Grayson County High School	Grayson
161	Morehead State University Derrickson Agriculture	Rowan

**Owensboro Community and Technical College**

<u>Code</u>	<u>Site</u>	<u>County</u>
100	Cloverport High School	Breckinridge
101	Daviess Co. Sheriff's Dept	Daviess
102	Hancock County High School	Hancock
103	McLean County High School	McLean
104	Ohio County High School	Ohio
105	Ohio County ATC	Ohio
106	Trinity High School	Daviess
107	Apollo High School	Daviess
108	Ashby's Yoga & Martial Arts	Daviess
109	Barren County High School	Barren
110	Beacon Central High School	Daviess
111	Bluegrass Interiors	Daviess
112	Breckinridge Co. High School	Breckinridge
113	Breckinridge County ATC	Breckinridge
114	Butler County High School	Butler
115	Commonwealth Aluminum	Hancock
116	Daviess County High School	Daviess
117	Elizabeth Munday Center	Daviess
118	Go Figure Salon & Dayspa	Daviess
119	Henderson County High School	Henderson
120	Kimberly Clark Company	Daviess
121	Muhlenberg County ATC	Muhlenberg

**TABLE 29 (Continued)**

**Owensboro Community and Technical College (cont.)**

<u>Code</u>	<u>Site</u>	<u>County</u>
122	Owensbor Mercy Health Care Sys	Daviess
123	Owensboro Career Center	Daviess
124	Owensboro Catholic HS	Daviess
125	Owensboro Drill Tower	Daviess
126	Owensboro High School	Daviess
127	The River Park Center	Daviess
128	The Summit Club Pro Shop	Daviess
129	Union County High School	Union
130	WKU-Owensboro	Daviess
131	VLI - Biology	Daviess
132	VLI - Practical Nursing	Daviess
133	Owensboro Innovation Academy	Owensboro

**Somerset Community College**

<u>Code</u>	<u>Site</u>	<u>County</u>
100	Casey County ATC	Casey
101	Casey County High School	Casey
102	Clay County ATC	Clay
103	Clinton County ATC	Clinton
104	Federal Correctional Inst	Clay
105	Corbin ATC	Whitley
106	Greenwood High School	Warren
107	Jackson County ATC	Jackson
108	Lake Cumberland ATC	Russell
109	Lincoln County ATC	Lincoln
110	Clinton Co Adult Education	Clinton
111	Monticello High School	Wayne
112	Rockcastle County ATC	Rockcastle
113	Rockcastle County High School	Rockcastle
114	Clinton County High School	Clinton
115	Wayne County ATC	Wayne
116	Wayne County High School	Wayne
117	Casey County Public Library	Casey
118	Clinton County Hosp Clinton Co	Clinton
119	Cumberland Co Adult Ed & Ltrcy	Cumberland
120	Eastside ATC	Fayette
121	CAP Adult Learning Center	Rockcastle
122	C.E. McCormick ATC	Campbell

**TABLE 29 (Continued)****Somerset Community College (cont.)**

<u>Code</u>	<u>Site</u>	<u>County</u>
123	Fenton's Leap Learning Center	Pulaski
124	Fire & Rescue Training Area 13	Laurel
125	Fire Rescue Trng Area 14	Taylor
126	Franklin-Simpson Career &Tech	Simpson
127	Green County ATC	Green
128	Knox County ATC	Knox
129	Lake Cumberland Regional Hosp	Pulaski
130	Leslie County ATC	Leslie
131	Lincoln County High School	Lincoln
132	Madison Southern High School	Madison
133	McCreary Central HS	Pulaski
134	McCreary County ATC	Mccreary
135	Monroe County ATC	Monroe
136	Pulaski County ATC	Pulaski
137	Pulaski County High School	Pulaski
138	Rockcastle Co. Courthouse	Rockcastle
139	Rockcastle Co. Middle School	Rockcastle
140	Rockcastle Hosp Rockcastle Co.	Rockcastle
141	Rural Economic Dev Center	Pulaski
142	Russell County High School	Russell
143	Somerset Family Fitness Center	Pulaski
144	Somerset High School	Pulaski
145	Somerset Technical College	Pulaski
146	South Side ATC	Fayette
147	Southwestern High School	Pulaski
148	St. Josephs Hospital London	Laurel
149	Thomas Hood Veterans Center	Jessamine
150	Wayne Co Adult Ed & Fmly Ltcry	Wayne
151	Wayne County Hospital Wayne Co	Wayne
152	Westlake Regional Hosp - Adair	Adair
153	VLI-Oral Comm/Writing	Pulaski
161	Cumberland County High School	Cumberland
162	Somerset Christian School	Pulaski
163	Taylor County High School	Taylor
164	Lineman Training Center	Pulaski

**TABLE 29 (Continued)****Southcentral Kentucky Community and Technical College**

<u>Code</u>	<u>Site</u>	<u>County</u>
100	Adairville VFD	Logan
101	Austin Tracy Fire Dept.	Barren
102	Bear Creek Fire Department	Edmonson
103	Bowling Green Fire Department	Warren
105	Cave City Fire Department	Barren
106	Cedar Springs Fire Dept.	Allen
107	Chalybeate Fire Department	Edmonson
108	Flippin Volunteer FD	Monroe
109	Glasgow Fire Department	Barren
110	Hardyville Volunteer FD	Hart
111	Haywood VFD	Barren Logan
112	Lewisburg Fire Department	
113	Linwood VFD	Hart
114	Munfordville Fire Dept.	Hart
115	Olmstead Fire Department	Logan
116	Richardsville Fire Dept.	Warren
117	Russellville City FD	Logan
118	Second District Fire Dept.	Butler
119	South Allen FD	Allen
120	South Barren VFD	Barren
121	Temple Hill FD	Barren
122	Tompkinsville VFD	Monroe
123	Gamaliel Fire Department	Monroe
124	Auburn Fire Department	Logan
125	Fifth District Fire Dept.	Butler
126	Fountain Run Fire Dept.	Monroe
127	Lincoln Fire Department	Edmonson
128	Monroe Co. Fire and Rescue	Monroe
129	Plano Fire Department	Warren
130	Woodburn Fire Department	Warren
131	Horse Cave Fire Department	Hart
132	Rockyhill Fire Department	Edmonson
133	AEP Industries Inc.	Warren
134	Fourth District Fire Dept.	Butler
135	Edmonton/Metcalfe F&R	Metcalfe
136	Morgantown Fire Department	Butler
137	Scottsville Rescue	Allen
138	Bonnieville Fire Dept.	Hart

**TABLE 29 (Continued)****Southcentral Kentucky Community and Technical College (continued)**

<u>Code</u>	<u>Site</u>	<u>County</u>
139	Mudlick Fire Department	Monroe
140	Park City Fire Department	Barren
141	Priceville Fire Department	Hart
142	Summer Shade Fire Dept	Metcalfe
143	Halifax Fire Department	Allen
144	Trammel Fire Department	Allen
145	JM Smuckers	Allen
146	Russellville Rural FD	Logan
147	North Metcalfe VFD	Metcalfe
148	Hart County Rescue Squad	Hart
149	Akebono Corporation	Barren
150	Allen County ATC	Allen
151	Alvaton Fire Department	Warren
152	Bando Manufacturing of America	Warren
153	Barren County ATC	Barren
154	Barren County High School	Barren
155	Barren River Fire Dept.	Warren
156	Barren River State Park	Barren
157	Belden CDT	Monroe
158	Bowling Green High School	Warren
159	Browning Volunteer Fire Dept.	Warren
160	Brownsville Volunteer FD	Edmonson
161	Butler County ATC	Butler
162	Butler County High School	Butler
163	Butler County Rescue Squad	Butler
164	CEA, Inc.	Barren
165	Cmpbsville/Taylor Co. Res.	Taylor
166	Colonial Inn	Logan
167	Cub Run VFD	Hart
168	Donnelley RR & Sons	Barren
169	East Allen VFD	Allen
170	East Barren Fire Dept.	Barren
171	Edmonson Co. High School	Edmonson
172	Felker Brothers	Barren
173	Franklin Fire Department	Simpson
174	Fruit of the Loom	Warren
175	General Products	Logan
176	GM Corvette Plant	Warren
177	GOTT Fire Department	Warren

**TABLE 29 (Continued)****Southcentral Kentucky Community and Technical College (continued)**

<u>Code</u>	<u>Site</u>	<u>County</u>
178	Green County ATC	Green
179	Greenwood High School	Warren
180	Halton Corporation	Allen
181	Hills Pet Food	Warren
182	Hiseville Volunteer FD	Barren
183	J.L. French	Barren
184	Jerry's Restaurant	Warren
185	Kingsford Charcoal	Metcalfe
186	Kountry Kitchen	Butler
187	Kyrock Volunteer Fire Dept	Edmonson
188	Lighthouse Academy	Warren
189	Logan Aluminum, Inc.	Logan
190	Logan County High School	Logan
191	Meade County VFD	Meade
192	Metcalfe Co. High School	Metcalfe
193	Monroe County ATC	Monroe
194	Monroe County High School	Monroe
195	Nasco	Warren
196	New Mather Metals	Simpson
197	Ohio County Park	Ohio
198	Pan Osten	Warren
199	Princeton Fire Department	Caldwell
200	Public Service Trng Center	Warren
201	Richardsville Comm. Center	Warren
202	Richpond Market	Madison
203	Russellville ATC	Logan
204	Sensus Precision Die Cast	Logan
205	Siegel-Roberts, Inc.	Warren
206	Simpson Co. Fire & Rescue	Simpson
207	Smith Grove VFD	Edmonson
208	South Warren High School	Warren
209	Span Tech	Barren
210	Stoney Point Fire Dept.	Simpson
211	Sumitomo Electrical Wiring Sys	Metcalfe
212	Sun Products	Warren
213	The KY Depot Restaurant	Lincoln
214	Toyo Tires	Simpson
215	Trace Die cast	Warren
216	TWN Fastener	Warren



**TABLE 29 (Continued)**

**Southcentral Kentucky Community and Technical College (continued)**

<u>Code</u>	<u>Site</u>	<u>County</u>
217	Unipress	Sumner
218	Warren ATC	Warren
219	Warren Central High School	Warren
220	Warren Co Com Emrgcy Resp Team	Warren
221	Warren Co Extension Office	Warren
222	Warren East High School	Warren
223	WKU Farm & Ag Expo Center	Warren
229	Gamaliel VFD	Monroe
230	Glasgow High School	Barren
231	Franklin-Simpson High School	Simpson
233	Bowling Green Christian Academy	Warren
234	Russellville High School	Russell

**Southeast Kentucky Community and Technical College**

<u>Code</u>	<u>Site</u>	<u>County</u>
100	Rockcastle County ATC	Rockcastle
101	VLI - Transitional Math	Harlan

**West Kentucky Community and Technical College**

<u>Code</u>	<u>Site</u>	<u>County</u>
100	Ballard Memorial High School	Ballard
101	Carlisle County High School	Carlisle
102	Community Christian Academy	McCracken
103	Graves County High School	Graves
104	Hickman County High School	Hickman
105	Livingston Central High School	Livingston
106	Lone Oak High School	McCracken
107	Marshall County High School	Marshall
108	Murray High School	Calloway
109	Paducah Tilghman High School	McCracken
110	Saint Mary High School	McCracken
111	Ballard County ATC	Ballard
112	Boys & Girls Club of Paducah	McCracken
113	BrokenStone Press	McCracken
114	Caldwell County ATC	Caldwell
115	Calloway County ATC	Calloway

**TABLE 29 (Continued)****West Kentucky Community and Technical College (cont)**

<u>Code</u>	<u>Site</u>	<u>County</u>
116	Calvert City Hall	Marshall
117	Clark Family Resource Center	McCracken
118	Crittenden County High School	Crittenden
119	Dawson Springs High School	Hopkins
120	Deckhand Training Center	McCracken
121	Eddyville Education Center	Lyon
122	Fulton City High School	Fulton
123	Fulton County ATC	Fulton
124	Fulton County High School	Fulton
125	Gaither Suites	McCracken
126	Gold's Gym	McCracken
127	Health Education Center	McCracken
128	Heath High School	McCracken
129	Hopkins County Central HS	Hopkins
130	Hwang's Martial Arts Academy	McCracken
131	Industry Training Center	McCracken
132	Information Age Park	McCracken
133	Juvenile Detention Center	McCracken
134	Lourdes Hospital	McCracken
135	Lyon County High School	Lyon
136	Madisonville North Hopkins HS	Hopkins
137	Marshall County ATC	Marshall
138	Mayfield High School	Graves
139	Mayfield-Graves County ATC	Graves
140	McCracken Co. Brd of Education	McCracken
141	McCracken Co. Public Library	McCracken
142	Paducah ATC	McCracken
143	Paducah Housing Authority	McCracken
144	Paducah School of Art	McCracken
145	Philosophy Gallery	McCracken
146	Pierce Lackey Courts	McCracken
147	Providence High School	Caldwell
148	Reidland High School	McCracken
149	Roush	McCracken
150	Safety Training Center	Marshall
151	Saint Jerome	Graves
152	Training Cntr for Comm & Ec Dv	McCracken
153	Union Planters Bank	Graves
154	Weeks Center	Calloway

**TABLE 29 (Continued)**

**West Kentucky Community and Technical College (cont.)**

<u>Code</u>	<u>Site</u>	<u>County</u>
155	West Kentucky Technology Park	Ballard
156	Western Ky. Correctional Complex	Caldwell
157	Westvaco	Ballard
158	VLI-Humanities/Language	McCracken
159	VLI/Social Interaction	McCracken
163	McCracken County High School	McCracken
164	Northside Baptist Christian School	Graves

**TABLE 29**  
**OFF-CAMPUS COURSE SITES**  
**EASTERN KENTUCKY UNIVERSITY**

<u>Code</u>	<u>Site</u>	<u>County</u>
001	Beattyville	Lee
002	Bowling Green	Warren
003	Booneville	Owsley
004	Corbin	Whitley
005	Cynthiana	Harrison
006	Danville	Boyle
007	Frankfort	Franklin
008	Fort Knox	Hardin
009	Hazard	Perry
010	Jackson	Breathitt
011	Lexington	Fayette
012	Liberty	Casey
013	London	Laurel
014	Louisville	Jefferson
015	Manchester	Clay
016	McKee	Jackson
017	Monticello	Wayne
018	Mt. Vernon	Rockcastle
019	Paint Lick	Garrard
020	Pineville	Bell
021	Somerset	Pulaski
022	Stanford	Lincoln
023	Stanton	Powell
025	Beaver Dam	Ohio
026	Ashland	Boyd
027	Bardstown	Nelson
028	Barbourville	Knox
029	Fort Mitchell	Kenton
030	Berea	Madison
031	Beverly	Bell
032	Broadhead	Rockcastle
033	Campbellsville	Taylor
034	Campton	Wolfe
035	Carrollton	Carroll
036	Oneida	Clay
037	Columbia	Adair
038	Covington	Kenton
039	Clay City	Powell
040	Cumberland	Harlan
041	Dry Ridge	Grant
042	Durrett High School	Jefferson
043	Eddyville	Lyon
044	Elizabethtown	Hardin
045	Falmouth	Pendleton
046	Fern Creek	Jefferson
047	Florence	Boone
048	Fulton	Fulton

**TABLE 29 (Continued)****EASTERN KENTUCKY UNIVERSITY (Continued)**

<u>Code</u>	<u>Site</u>	<u>County</u>
051	Grayson	Carter
052	Glasgow	Barren
053	Georgetown	Scott
054	Gray Hawk	Jackson
055	Harlan	Harlan
056	Harrodsburg	Mercer
057	Horse Creek	Clay
058	Harrison County	Harrison
059	Henderson	Henderson
060	Highland Heights	Campbell
061	Hopkinsville	Christian
062	Hyden	Leslie
063	Irvine	Estill
064	Jenkins	Letcher
065	Jeffersontown	Jefferson
066	Golden Pond	Trigg
067	LaGrange	Oldham
068	Lancaster	Garrard
069	Lebanon	Marion
070	Leitchfield	Grayson
071	Lyndon	Jefferson
072	Madisonville	Hopkins
073	Mayfield	Graves
074	Middlesboro	Bell
075	Morehead	Rowan
076	Mt. Sterling	Montgomery
077	Murray	Calloway
078	Maysville	Mason
079	Nazareth	Nelson
080	Neon	Letcher
081	Nicholasville	Jessamine
082	Newport	Campbell
083	Olive Hill	Carter
084	Owensboro	Daviess
085	Paducah	McCracken
086	Paris	Bourbon
087	Prestonsburg	Floyd
088	Pikeville	Pike
089	Pippa Passes	Knott
090	Paintsville	Johnson
091	Providence	Webster
092	Pleasure Ridge Park	Jefferson

**TABLE 29 (Continued)****EASTERN KENTUCKY UNIVERSITY (Continued)**

<u>Code</u>	<u>Site</u>	<u>County</u>
093	Salvisa	Mercer
094	Sand Gap	Jackson
095	Shepherdsville	Bullitt
096	Springfield	Washington
097	St. Matthews	Jefferson
098	Shelbyville	Shelby
099	Thelma	Johnson
100	Williamsburg	Whitley
101	Whitley City	McCreary
102	Whitesburg	Letcher
103	Winchester	Clark
104	Versailles	Woodford
105	KTLN	Bath
106	Bracken	
107	KTLN	Anderson
108	KTLN	Owen
109	Buckhorn	Perry
110	Madison Central High School	Madison
111		Gallatin
112		Russell
113		Lee

**KENTUCKY STATE UNIVERSITY**

001	Eminence	Henry
002	Georgetown	Scott
003	Lawrenceburg	Anderson
004	Lexington	Fayette
005	Louisville	Jefferson
006	Owenton	Owen
007	Shelbyville	Shelby

**MOREHEAD STATE UNIVERSITY**

001	Ashland	Boyd
002	Belfry	Pike
003	Inez	Martin
004	Jackson	Breathitt
005	Maysville	Mason
006	Mt. Sterling	Montgomery
007	Paintsville	Johnson
008	Pikeville	Pike
009	Prestonsburg	Floyd
010	West Liberty	Morgan
011	Whitesburg	Letcher

**TABLE 29 (Continued)**

**MOREHEAD STATE UNIVERSITY (Continued)**

<u>Code</u>	<u>Site</u>	<u>County</u>
012	Eastern Ky Correc Fac - West Liberty	Morgan
013	Pippa Passes	Knott
014	Lexington	Fayette
015	West Carter High School	Carter
016	Perry County High School	Perry
017	Avon Army Depot	Clark
018	Magoffin County High School	Magoffin
019	Hihat	Floyd
020	Raceland	Greenup
021	Bath County High School	Bath
022	Flemingsburg High School	Fleming
023	Louisa	Lawrence
024	Vanceburg	Lewis
025	Winchester	Clark
026	Hindman	Knott
027	Portsmouth	Ohio
028	Rowan Technical College	Rowan
029	Ashland Technical College	Boyd
030	Mayo Technical College	Johnson
031	Menifee County High School	Menifee
032	Wolfe County High School	Wolfe
033	Hazard	Perry
034	Somerset	Pulaski
035	Rowan County High School	Rowan
036	Elliott County High School	Elliott
037	East Carter County High School	Carter
038	Russell Independent High School	Greenup
039	Salyersville	Magoffin
040		
041		
042		
043	Phelps High School	Pike
044	Powell County High School	Powell
045	Morgan County High School	Morgan
046	Pike Central High School	Pike
047		
048		
049		
050		
051		
052		
053		
054	Henry Clay High School	Fayette
055	Lawrence County High School	Lawrence

**TABLE 29 (Continued)****MOREHEAD STATE UNIVERSITY (Continued)**

<u>Code</u>	<u>Site</u>	<u>County</u>
056	Lewis County High School	Lewis
057	Montgomery County High School	Montgomery
058	Pikeville High School	Pike
059	Shelby Valley High School	
060	Sheldon Clark High School	
061	Lakeside Christian Academy	
062	Estill County High School	Estill
063	East Jessamine High School	Jessamine
064	West Jessamine High School	Jessamine
065	Jackson Independent High School	
066	Betsy Lane High School	
067	Boyd County High School	Boyd
068	Allen Central High School	
069	South Floyd High School	
070	Breathitt County High School	Breathitt
071	Johnson Central High School	
072	Knott County High School	Knott
073	Prestonsburg High School	
074	Lexington/UK	
075	Jessamine County Area Technology	
076	Lee County High School	
077	St. Patrick's High School	
078	Floyd County Board of Education	
079	Deming High School	
080	Greenup County	
081	Paul G. Blazer High School	
082	Central High School	
083	Mason County High School	
084	East Ridge High School	
085		
086	Owsley County High School	
087	Frankfort High School	
088	Carter County Board of Education	
089	Martha Layne Collins High School	
090	South Oldham High School	
091	Henry County High School	
092	Grant County High School	
093	Nicholas County High School	
094	Paintsville High School	
095	Locust Trace Agriscience Farm	
096	Eastern High School	
097	Mercer County Senior High School	
098	Ballard High School	



**TABLE 29 (Continued)**

**MOREHEAD STATE UNIVERSITY (Continued)**

<u>Code</u>	<u>Site</u>	<u>County</u>
099	Little Sandy Correctional	
100	Lexington Catholic	
101	North Bullitt High School	
102	Bullitt Central High School	
103	Bryan Station High School	
104	Grayson County	
105	Rockcastle County	
106	Taylor County High School	
107	Conner High School	
108	The Academy at Shawnee	
109	Clay County High School	
110	Montessori High School of Ky	
111	Metcalf County High School	
112	Lexington Catholic High School	
113	Steam Academy	
114	Carter G. Woodson Academy	
115	Knox County	
116	Woodford County High School	
117	Somerset High School	
118	Rose Hill Christian HS	Boyd
119	Multiple Sites	
120	Multiple Sites	
121	Lexington Christian Academy	Fayette
122	Eminence High School	Henry
123	North Oldham High School	Oldham
124	Floyd Central High School	
125	George Rogers Clark High School	Clark

**MURRAY STATE UNIVERSITY**

<u>Code</u>	<u>Site</u>	<u>County</u>
001	Ft. Campbell	Christian
002	Henderson	Henderson
003	Hopkinsville	Christian
004	Madisonville	Hopkins
005	Morganfield	Union
006	Paducah	McCracken
007	Eddyville	Lyon
009	Fulton	Fulton
010	Owensboro	Daviess
011	Earl Clements Job Corp	Union
012	Job Corp Satellite	Muhlenberg
013	Princeton	Caldwell
014	Germany	--
015	Bregenz, Austria	--

**TABLE 29 (Continued)**

**MURRAY STATE UNIVERSITY (Continued)**

<u>Code</u>	<u>Site</u>	<u>County</u>
016	Reidland High School	McCracken
017	Marshall Co. High School	Marshall
018	Ballard Co. Vocational School	Ballard
019	Union Co. High School	Union
020	Carlisle County High School	Carlisle
021	University of Louisville	Jefferson
022	Crittenden County High School	Crittenden
023	Hickman County High School	Hickman
024	Trover Clinic	Hopkins
025	Spain	--
026	Cambridge	United Kingdom
027	Ecuador	--
028	Fulton City High School	Fulton
029	Fulton County High School	Fulton
030	Hong Kong	--
031	Mexico	--
032	Heath High School	McCracken
033	Breathitt Veterinarian Center	Christian
034	Britain	United Kingdom
035	Caldwell County High School	Caldwell
036	Lexington	Fayette
037	Dawson Springs High School	Hopkins
038	China	BCH
039	Oxford	BUK
040	Munich	Germany
041	Mayfield	Graves
042	France	
043	Paris	Tennessee
044	Wickliffe Mounds	Ballard
045	Italy	
046	Outwood	Hopkins
047	Costa Rica	
048	Regensburg	Germany
049	Salzburg	Austria
050	LBL	Trigg
051	Marion	Crittenden
052	Trigg County High School	Trigg
053	Australia	
054	New Zealand	
055	Ireland	
056	Bowling Green	Warren
057	Scotland	
058	Washington, D.C.	
059	Rome	Italy
060	Florence	Italy
061	Brazil	

**TABLE 29 (Continued)**

**MURRAY STATE UNIVERSITY (Continued)**

<u>Code</u>	<u>Site</u>	<u>County</u>
062	Japan	
063	Greece	
064	Puerto Rico	
065	Lyon County High School	Lyon
066	Denmark	
067	Jackson Purchase Medical Center	Graves
068	South Korea	BKS
069	Muhlenberg South High School	Muhlenberg
070	Lone Oak High School	McCracken
071	Somerset	Pulaski
072	Graves County High School	Graves
073	Shelbyville	Shelby
074	Georgetown	Scott
075	Covington	Kenton
076	Paintsville	Johnson
077	Four Rivers Center	McCracken
078	Turkey	BTU
079	Thailand	BTH
080	Cameroon	BCM
081	Hazard	Perry
082	Elizabethtown	Hardin
083	Maysville	Mason
084	Newport	Campbell
085	Cyprus	
086	Belize	
087	Richmond	Madison
088	West Ky. Correctional Facility	Caldwell
089	Livingston County High School	Livingston
090	McCracken Board of Education	McCracken
091	Paducah Tilghman High School	McCracken
092	St. Clair Med Center	Rowan
093	Jamaica	BJM
094	Chile	BCI
095	Kansas City	Missouri B29
096	Czech Republic	BEZ
097	Argentina	BAR
098	Ukraine	BUP
099	Poland	BPL
100	Vienna, Austria	BAU
101	Florence	Boone
102	Salyersville	Magoffin
103	Jackson Purchase Gun Club	Calloway
104	Morocco	BMO
105	Calloway County High School	Calloway
106	Murray High School	Calloway
107	London	BUK

**TABLE 29 (Continued)****MURRAY STATE UNIVERSITY (Continued)**

<u>Code</u>	<u>Site</u>	<u>County</u>
108	Erlanger	Kenton
109	Hancock Biological Station	Calloway
110	Frankfort	Franklin
111	Allen County High School	Allen
112	Anderson County High School	Anderson
113	Butler County High School	Butler
114	Christian County High School	Christian
115	Franklin County High School	Franklin
116	George Rogers Clark High School	Clark
117	Green County High School	Green
118	Hopkins County High School	Hopkins
119	Hungary	BHU
120	John Hardin High School	Hardin
121	Lincoln County High School	Lincoln
122	North Hardin High School	Hardin
123	Portageville, MO	B29
124	Scott County High School	Scott
125	Shelby County High School	Shelby
126	Spencer County High School	Spencer
127	Todd Central High School	Todd
128	Walton-Verona High School	Boone
129	Webster County High School	Webster
130	Collins High School	Shelby
131	Western Hills High School	Franklin
132	RA Gallatin County	Gallatin
133	Owensboro Catholic	Daviess
134	Panama	
135	South Africa	
136	Pikeville	Pike
137		
138		
139	Larue County High School	Larue
140	Owen County High School	Owen
141	Bullitt Central High School	Bullitt
142	Campbell County High School	Campbell
143	Taylor County High School	Taylor
144	Ohio County High School	Ohio
145	Henderson County High School	Henderson
146	Logan County High School	Logan
147	Murray/Calloway County Hospital	Calloway
148	Mayfield	Graves
149	Jessamine County High School	Jessamine
150	Barren County High School	Barren
151	Madison Southern High School	Madison
152	Woodford County High School	Woodford
153	Baptist Health Madisonville	Hopkins

**TABLE 29 (Continued)****MURRAY STATE UNIVERSITY (Continued)**

<b><u>Code</u></b>	<b><u>Site</u></b>	<b><u>County</u></b>
154	Baptist Health Paducah	McCracken
155	Hopkinsville High School	Christian
156	Mayfield/Graves Area Tech Ctr	Graves
157	Adair County High School	Adair
158	Boyle County High School	Boyle
159	Connor High School	Boone
160	Franklin-Simpson High School	Simpson
161	Garrard County High School	Garrard
162	Harrison County High School	Harrison
163	Henry County High School	TN B47
164	Lee County High School	Lee
165	Louisville	Jefferson
166	McCracken County High School	McCracken
167	Martin County Area Tech	Martin
168	Meade County High School	Meade
169	Morgan County High School	Morgan
170	Nelson County High School	Nelson
171	Owensboro – Apollo High School	Daviess
172	Randall Cooper High School	Boone
173	Russell County High School	Russell
174	Thomas Nelson High School	Nelson
175	Williamstown Independent HS	Grant
176	Bourbon County High School	Bourbon
177	Locust Trace	Fayette
178	Grant County High School	Grant
179	Mercer County High School	Mercer
180	Monroe County High School	Monroe
181	Owsley County High School	Owsley
182	South Warren High School	Warren
183	Warren East High School	Warren
184	Greenwood High School	Warren
185	Evansville North High School	IN, Vanderburgh

**NORTHERN KENTUCKY UNIVERSITY**

<b><u>Code</u></b>	<b><u>Site</u></b>	<b><u>County</u></b>
001	Alexandria – Campbell Co. H.S.	Campbell
002	Burlington – Boone Co. H.S.	Boone
003	Carrollton – Carroll Co. H.S.	Carroll
004	Cincinnati – Jewish Hospital	Hamilton, Ohio
005	Holmes High School/Covington	Kenton
006	Crescent Springs	Kenton
007	Crestview Hills – Square D Co.	Kenton
008	Dry Ridge – Grant Co. H.S.	Grant

**TABLE 29 (Continued)****NORTHERN KENTUCKY UNIVERSITY**

<b>Code</b>	<b>Site</b>	<b>County</b>
009	Elizabethtown	Hardin
010	Falmouth – Pendleton Co. H.S.	Pendleton
011	Fort Thomas – St. Luke Hosp. East	Campbell
012	Florence – St. Luke Hosp. West	Boone
013	Glencoe	Gallatin
014	Hebron	Boone
015	Park Hills	Kenton
016	Walton	Boone
017	Batavia – Clermont Co. Hospital	Clermont, Ohio
018	Edgewood – St. Elizabeth Hosp. So.	Kenton
019	Anderson Township – Mercy Hosp.	Clermont, Ohio
020	Ninth District Elem./Covington	Kenton
021	Dixie Heights H.S./Erlanger	Kenton
022	Highland Heights – Voc/Tech School	Campbell
023	Woodland Middle School	Kenton
024	Mazak (Florence)	Boone
025	Internal Revenue Service	Kenton
026	Augusta High School	Bracken
027	Christ Hospital	OH
028	Redwood Rehab Center	Kenton
029	Southgate Public School	Campbell
030	Williamstown High School	Grant
031	Covington City Building	Kenton
032	United Kingdom	BUK
033	HG1-St. Eliz., Christ, Good Sam., Univ., St. Luke, Mercy, Deaconess	B99
034	HG2-St. Eliz., Christ, Good Sam., Univ., St. Luke, Mercy, Deaconess, Francisc.	B99
035	HG3-St. Eliz, Christ, Good Sam., Univ., St. Luke, Mercy	B99
036	HG4-Children’s, Univ., Shriners, Jewish, Christ, Rothert Homecare	B99
037	HG5-St. Eliz., Good Sam., Univ., Children’s	B99
038	St. Elizabeth Hospital – North	Kenton
039	Grant Co. Foun. for Higher Ed.	Grant
040	St. Luke-West/St. Eliz.-North	B21
041	St. Eliz.-North/Jewish	B99
042	Urban Learning Center	Kenton
043	R A Jones, Crescent Springs	Kenton
044	Rockwell International	Boone
045	Gene O. Swing Elementary	Kenton
046	Sixth District Elementary School	Kenton
047	Metropolitan Educ. & Training Serv.	Kenton

**TABLE 29 (Continued)****NORTHERN KENTUCKY UNIVERSITY (Continued)**

<u>Code</u>	<u>Site</u>	<u>County</u>
048	Christ and Good Samaritan Hospitals	B39
049	Deaconess, Mercy Anderson, St. Elizabeth So. Hospitals	B99
050	Maysville Community College	Mason
051	N. Ky. Tech. Coll. – Covington	Kenton
052	N. Ky. Tech. Coll. – Edgewood	Kenton
053	DHL Worldwide Express – Erlanger	Kenton
054	Australia	BAS
055	Austria	BAU
056	Canada	BCA
057	China	BCI
058	Ecuador	BEC
059	France	BFR
060	Germany	BGM
061	Greece	BGR
062	Ireland	BEI
063	Italy	BIT
064	Mexico	BMX
065	New Zealand	BNZ
066	Spain	BSP
067	Bath County High School	Bath
068	Northern Elementary School	Scott
069	River Ridge Elem. School	Kenton
070	Newport Middle School	Campbell
071	Barbados	BBB
072	Northern Ky. Head Start	Campbell
073	N. Ky./Cincinnati Intl. Airport	Boone
074	METS/River Center	Kenton
075	Comair Training Facility	Kenton
076	Xavier University	B39
077	Kenya – International Program	BKE
078	Urban Learning Center/Dayton H.S.	Campbell
079	Ryle High School	Boone
080	Thomas More College	Kenton
081	Walton-Verona High School	Boone
082	University Hospital	B39
083	Mercy Franciscan	B39
084	Beechwood Elementary School	Kenton
085	Denmark	BDA
086	Dearborn Co. Hospital	B18
087	Veteran’s Admin. Hospital	B39
088	Japan	BJA
089	Bethesda North Hospital	B39
090	Good Samaritan Hospital	B39
091	St Luke E, St Luke W Hospitals	B21
092	St Luke E and Jewish Hospitals	B99

**TABLE 29 (Continued)**

**NORTHERN KENTUCKY UNIVERSITY (Continued)**

<u>Code</u>	<u>Site</u>	<u>County</u>
093	St Luke E, Mercy Hospital Clermont	B99
094	Dearborn Co Hosp, St Luke W Hosp	B99
095	Jewish Hosp, Mercy Hosp Clermont	B39
096	Mercy Hosp Anderson, St Luke E	B99
097	St Elizabeth S, St Luke W	B21
098	Dearborn Co Hosp, St Luke E	B99
099	St Luke W, Jewish Hospital	B99
100	Cincinnati Art Museum	B39
101	Shriner's Hospital, Cincinnati	B39
102	METS Center, Hebron	Boone
103	Children's Hosp/Medical Ctr	B39
104	Deaconess Hospital	B39
105	Belize	BBH
106	Jamaica	BJM
107	Summit Behavioral Healthcare	B39
108	NKU Grant County Center	Grant
109	Ghana	BGH
110	Bracken County High School	Bracken
111	Urban Learning Center	Kenton
112	Citigroup	Boone
113	Saint Bernard High School	B39
114	Ludlow High School	Kenton
115	Connor High School	Boone
116	Bellevue High School	Campbell
117	North Key Community Care	Kenton
118	Health South-Northern Ky Rehab Hsp	Kenton
119	Newport Middle School	Campbell
120	Scott High School	Kenton
121	India	BIN
122	Simon Kenton High School	Kenton
123	Fidelity Investments, Covington	Kenton
124	Israel	BIS
125	Peru	BPE
126	Kenton County Board of Educ.	Kenton
127	Costa Rica	BCS
128	Lloyd Memorial High School	Kenton
129	Academic Center for Educ. Services	Campbell
130	Campbell Ridge Elementary School	Campbell
131	United Arab Emirates	BAE
132	Cameroon	BCM
133	National Underground Freedom Center	B39
134	Centro De Amistad	Kenton
135	Cooper High School	Boone
136	Tri-Health	B39
137	Multiple Schools	BMS
138	Multiple Sites	BMS



**TABLE 29 (Continued)**

**NORTHERN KENTUCKY UNIVERSITY (Continued)**

<u>Code</u>	<u>Site</u>	<u>County</u>
139	Egypt	BEG
140	Bangladesh	BBG
141	Korea	BKS
142	Ludlow Elementary	Kenton
143	Mercy Anderson/Mercy Clermont	
144	St. Elizabeth/Dearborn Co. Hospital	
145	Villa Madonna Academy	
146	Perfect North Slopes	
147	Jewish Hospital/St. E	
148	Christ/Drake/St. E – Edgewood	
149	UC Hospital/St. E – Florence/St. E – Ft. Thomas	
150	Mercy Anderson/Good Sam./Jewish Hosp.	
151	Pendleton Country Club	
152	Bethesda North/Good Sam/Jewish Hosp/Mercy/Meadowview/ St. E – Edgewood/UC Hospital	
153	Christ/Children’s Hospital/Good Sam/Shriner’s/St. E – Edgewood/ St. E – Florence/St. E – Ft. Thomas	
154	Children’s Hospital/Shriner’s/Christ/UC Hospital/Good Sam/ St. E – Edgewood/St. E – Florence	
155	Good Sam/Mercy/Meadowview	
156	Bethesda N/Jewish/Christ/Good Sam/St. E – Edgewood/UC/Children’s	
157	Bethesda N/Jewish/Christ/Good Sam/St. E – Edgewood/UC/Drake/ Mercy-W/Mercy-Anderson	
158	Cincinnati Police Department	
159	<b>RSP 386-001</b> Bethesda North Hospital The Christ Hospital Mercy Hospital, Anderson St. Elizabeth Healthcare, Ft. Thomas St. Elizabeth Healthcare, Florence Good Samaritan Hospital Mercy Hospital, Jewish Mercy Hospital, West University of Cincinnati Hospital	
160	<b>KIN 496-001</b> Triple Crown Cross Fit St. Elizabeth Healthcare—Cardiac Rehab The Parkinson’s Disease Rehabilitation Institute Tri-Health Cardiac Rehab NKU Campus Recreation	

**TABLE 29 (Continued)**

**NORTHERN KENTUCKY UNIVERSITY (Continued)**

<u>Code</u>	<u>Site</u>	<u>County</u>
161	<b>RSP 386-002</b> Bethesda North Hospital Mercy Hospital-Anderson St. Elizabeth- Ft. Thomas St. Elizabeth- Florence Good Samaritan Hospital	

**UNIVERSITY OF KENTUCKY**

<b>Code</b>	<b>Site</b>	<b>County</b>
001	Cumberland	Harlan
002	Elizabethtown	Hardin
003	Highland Heights	Campbell
004	Lebanon	Marion
005	London	Laurel
006	Louisville	Jefferson
007	Madisonville	Hopkins
008	Morehead	Rowan
009	Nicholasville	Jessamine
010	Versailles	Woodford
011	Winchester	Clark
012	Hazard	Perry
013	Owensboro	Daviess
014	Paducah	McCracken
015	Somerset	Pulaski
016	Walton	Boone
017	Bowling Green	Warren
018	Covington	Kenton
020	Princeton	Caldwell
021	Shakertown	Mercer
022	Frankfort	Franklin
023	Ashland	Boyd
024	Berea	Madison
025	Prestonsburg	Floyd
026	Hindman	Knott
027	Henderson	Henderson
028	Bardstown	Nelson
029	Ken State Park	Marshall
030	Maysville	Mason
031	Corbin	Knox
032	Louisa	Lawrence
033	Sharpsburg	Bath
034	Rough River St Park	Breckinridge
035	Robinson Forest	Breathitt
036	Falmouth	Pendleton

**TABLE 29 (Continued)****UNIVERSITY OF KENTUCKY (Continued)**

<b><u>Code</u></b>	<b><u>Site</u></b>	<b><u>County</u></b>
037	Hopkinsville	Christian
038	Monticello	Wayne
039	Glasgow	Barren
040	Grand Rivers	Livingston
041	Salvisa	Mercer
042	West Liberty	Morgan
043	Jabez	Russell
044	Middlesboro	Bell
045	Georgetown	Scott
046	Richmond	Madison
047	Liberty	Casey
048	Danville	Boyle
049	Whitesburg	Letcher
050	Pikeville	Pike
051	Murray	Calloway
052	Thelma	Johnson
053	Harrodsburg	Mercer
054	Franklin	Simpson
055	Frenchburg	Menifee
056	Owenton	Owen
057	Clearfield	Rowan
058	Shelbyville	Shelby
059	Carrollton	Carroll
060	Willisburg	Washington
061	Hyden	Leslie
062	Fort Knox	Hardin
063	Hartford	Ohio
064	Paris	Bourbon
065	Erlanger	Kenton
066	Booneville	Hart
067	Cynthiana	Harrison
068	Barbourville	Knox
069	Paintsville	Johnson
070	Russell	Greenup
071	Shepherdsville	Bullitt
072	Tompkinsville	Monroe
073	Crestwood	Oldham
074	Robinson Forest	
099	Multiple KY Sites	
101	Ashland Community and Technical College	
102	Camden Station Elementary	
103	Kentucky Medical Examiner's Office	
104	Center for Excellence in Rural Health (CERH-H)	
105	Kentucky Valley Education Cooperative	
106	Athens-Chilesburg Elementary	
107	Cardinal Hill Rehabilitation Hospital	

**TABLE 29 (Continued)****UNIVERSITY OF KENTUCKY (Continued)**

<b><u>Code</u></b>	<b><u>Site</u></b>	<b><u>County</u></b>
108	Carnegie Center	
109	Lexington Herald-Leader	
110	Kentucky Utilities Building	
111	Shriner's Hospital	
112	Southern Middle School	
113	Winburn Middle School	
114	Cochran Elementary School	
115	Morehead State University	
116	St. Claire HomeCare, Hospice and Palliative Care	
117	St. Claire Regional Medical Center	
118	E. Calloway Elementary School	
119	Murray State University	
120	WKCTC	
121	Cane Ridge Elementary	
122	Rural Health Center-Prestonsburg	
123	EKU Campus-Stratton Building	
124	Mayfield Elementary School	
125	Russell Primary School	
126	St. Claire Regional Medical Center	
127	Shepherdsville Elementary	
128	Tompkinsville Elementary School	
129	Carl D Perkins Vocational Training Centr	
130	EKU Campus - University Building	
131	Heuser Hearing Inst-Hearing & Lang	
132	Pikeville University	
133	Southeast KY CTC-Whitesburg Campus	
134	Center for Rural Development	
135	WKU-Mass Media & Tech Hall	
138	Marshall University – Prichard Hall, Huntington WVa	
201	Alabama	
202	Alaska	
203	Arizona	
204	Arkansas	
205	California	
206	Colorado	
207	Connecticut	
208	Delaware	
209	District of Columbia	
210	Florida	
211	Georgia	
212	Hawaii	
213	Idaho	
214	Illinois	
215	Indiana	
216	Iowa	
217	Kansas	

**TABLE 29 (Continued)****UNIVERSITY OF KENTUCKY (Continued)**

<b><u>Code</u></b>	<b><u>Site</u></b>	<b><u>County</u></b>
218	Kentucky	
219	Louisiana	
220	Maine	
221	Maryland	
222	Massachusetts	
223	Michigan	
224	Minnesota	
225	Mississippi	
226	Missouri	
227	Montana	
228	Nebraska	
229	Nevada	
230	New Hampshire	
231	New Jersey	
232	New Mexico	
233	New York	
234	North Carolina	
235	North Dakota	
236	Ohio	
237	Oklahoma	
238	Oregon	
239	Pennsylvania	
240	Rhode Island	
241	South Carolina	
242	South Dakota	
243	Tennessee	
244	Texas	
245	Utah	
246	Vermont	
247	Virginia	
248	Washington	
249	West Virginia	
250	Wisconsin	
251	Wyoming	
252	Multi-State	
253	Argentina	
254	Australia	
255	Austria	
256	Bahamas	
257	Belize	
258	Brazil	
259	Cameroon	
260	Canada	
261	Chile	
262	China	
263	Costa Rica	

---

**TABLE 29 (Continued)**

**UNIVERSITY OF KENTUCKY (Continued)**

<u>Code</u>	<u>Site</u>	<u>County</u>
264	Cuba	
265	Czech Republic	
266	Ecuador	
267	Finland	
268	France	
269	Gambia	
270	Georgia	
271	Germany	
272	Ghana	
273	Greece	
274	Guam	
275	Guatemala	
276	Hong Kong	
277	Hungary	
278	India	
279	Ireland	
280	Italy	
281	Japan	
282	Kazakhstan	
283	Latvia	
284	Lebanon	
285	Mexico	
286	Nepal	
287	Netherlands	
288	Norway	
289	Poland	
290	Portugal	
291	Puerto Rico	
292	Russia	
293	South Africa	
294	South Korea	
295	Spain	
296	Switzerland	
297	Thailand	
298	Uganda	
299	United Arab Emirates	
300	United Kingdom of Great Britain	
301	Vietnam	
302	Virgin Islands	
303	Multi-Countries	
304	Sweden	
305	Taiwan	
307	Indonesia	
308	Turkey	
309	Beaumont Middle School	Fayette
310	Central Elementary	Knox

**TABLE 29 (Continued)****UNIVERSITY OF KENTUCKY (Continued)**

<b><u>Code</u></b>	<b><u>Site</u></b>	<b><u>County</u></b>
311	Peaks Mill Elementary	Franklin
314	Jordan	JO
315	Dominican Republic	DR
316	Zimbabwe	ZI
317	Peru	PE
318	Leestown Middle School	Fayette
320	Rutherford Elementary School	Jefferson
321	New Zealand	NZ
323	Jefferson-Louisville	Jefferson
324	Daviess-Owensboro	Daviess
325	Greenville Elementary	Muhlenberg
326	North Washington Elementary School	Washington
327	Cane Run Elementary School	Jefferson
328	Blackburn Correctional Complex	Fayette
329	Blake Elementary	Jefferson
330	Westridge Elementary	Franklin
331	Bourbon Central Elementary	Paris
332	Nicaragua	NU
333	Kenya	
334	The Plantory	
335	Fayette-Lexington	
336	South Farm	
337	EKU Campus-Perkins Building	
338	Rural Health Center	
339	Jamaica	
340	Honduras	
341	PIMSER	
342	William Wells Brown Elementary	
343	Kentucky School For the Blind	
344	Clear Creek Elemenatry	
345	Garden Springs Elemenatry	
346	KCTCS Central Office	
347	KCTCS Central Office	
348	BCTC Newtown Campus	
349	STEAM Academy	
350	Isreal	
351	Denmark	
352	Scott County High School	
353	Elkhorn Crossing High School	
354	The Anchor Building	
355	Millcreek Elementary	

**TABLE 29 (Continued)****UNIVERSITY OF LOUISVILLE**

<b>Code</b>	<b>Site</b>	<b>County</b>
001	Bardstown	Nelson
002	Fort Knox	Hardin
003	Frankfort	Franklin
004	Henderson	Henderson
005	LaGrange	Oldham
006	Whitesburg	Letcher
007	Bowling Green	Warren
008	Athens	Greece
009	Cairo	Egypt
010	San Salvador	El Salvador
011	Singapore	Singapore
012	Panama City	Panama
013	Sicily	Italy
014	Hong Kong	China
015	GE	Jefferson
016	UPS	Jefferson
017	Local high school	Jefferson
018	Owensboro/Brescia College	Daviess
019	KCVU	
020	Lisbon	Portugal
021	St. Stephen Lifestyle Campus	Jefferson
022	Blackacre State Nature Preserve	Jefferson
023	Belize	Belize
024	Frankfort, KY	Franklin

**WESTERN KENTUCKY UNIVERSITY**

<b>Code</b>	<b>Site</b>	<b>County</b>
001	Albany	Clinton
002	Beechmont	Muhlenberg
003	Brandenburg	Meade
004	Brownsville	Edmonson
005	Campbellsville	Taylor
006	Edmonton	Metcalfe
007	Fort Knox	Hardin
008	CPREC	Hardin
009	Franklin	Simpson
010	SPREC	Barren
011	Harned	Breckinridge
012	Hartford	Ohio
013	Morgantown	Butler
014	Owensboro CTC	Daviess
015	Powderly	Muhlenberg
016	Russell Springs	Russell



**TABLE 29 (Continued)**

**WESTERN KENTUCKY UNIVERSITY (Continued)**

<u>Code</u>	<u>Site</u>	<u>County</u>
017	Russellville	Logan
018	Columbia	Adair
019	Hardinsburg	Breckinridge
020	Central City	Muhlenberg
021	Nashville	Davidson, Tennessee
022	Bonnieville	Hart
023	Greensburg	Green
024	Hodgenville	LaRue
025	Legrande	Hart
026	Leitchfield	Grayson
027	Magnolia	LaRue
028	Munfordville	Hart
029	Burkesville	Cumberland
030	Scottsville	Allen
031	Tompkinsville	Monroe
032	Calhoun	McLean
033	Greenville	Muhlenberg
034	Hawesville	Hancock
035	Horse Branch	Ohio
036	Elkton	Todd
037	Louisville	Jefferson
038	Hopkinsville	Christian
039	Terre Haute	Vigo, Indiana
040	Mammoth Cave	Edmonson
041	LBL	Trigg
042	Bahamas	BBF
043	Shepherdsville	Bullitt
044	Russell County High	Russell
045	Bowling Green High	Warren
046	Ohio County High	Ohio
047	Warren East High	Warren
048	Warren Central High	Warren
049	Barren County High	Barren
050	Edmonson County High	Edmonson
051	Adair County High	Adair
052	Metcalf County High	Metcalf
053	Greenwood High	Warren
054	Butler County High	Butler
055	Bowling Green Police Dept.	Warren
056	Mexico	BMX
057	England	BUK
059	Taylor County High School	Taylor
060	TJ Sampson Hospital	Barren
061	Henderson County High School	Henderson
062	Bowling Green Technical College	Warren
063	Central Hardin High School	Hardin

**TABLE 29 (Continued)****WESTERN KENTUCKY UNIVERSITY (Continued)**

<b><u>Code</u></b>	<b><u>Site</u></b>	<b><u>County</u></b>
064	Meade County High School	Meade
065	Paducah	McCracken
066	North Hardin High School	Hardin
067	Logan County High School	Logan
068	Butler County High School	Butler
069	Highlands High School	Campbell
070	Hopkinsville	Christian
071	Princeton	Caldwell
072	Mayfield	Graves
073	Ohio Valley High School	Ohio
074	Muhlenberg North High School	Muhlenberg
075	Webster County High School	Webster
076	Wildlife Preserve	Hart
077	Barren County Jail	Barren
078	Cookeville	B47
079	Bardstown	Nelson
080	Radcliffe Center	Hardin
081	Franklin Simpson High School	Simpson
082	Kenya	BKE
083	Belize	BBH
084	Costa Rica	BCS
085	India	BIN
086	Germany	BGM
087	Malaysia	BMY
088	Ecuador	BEC
089	South Africa	BSF
090	Netherlands	BNL
091	Netherlands	BNL
092	Russellville Area Technology Center	Logan
093	Caverna High School	Hart
094	Owensboro Police Department	Daviess
095	Australia	BAS
096	Ireland	BEI
097	Mohave Desert, California	B06
098	Oak Ridge, Tennessee	B47
099	France	BFR
100	Richmond	Madison
101	Turkey	BTU
102	Spain	BSP
103	Switzerland	BSZ
104	Italy	BIT
105	China	BCH
106	Czech Republic	BEZ
107	Summer Shade	Metcalfe
108	Egypt	BEG
109	Missouri	B29

**TABLE 29 (Continued)****WESTERN KENTUCKY UNIVERSITY (Continued)**

<b><u>Code</u></b>	<b><u>Site</u></b>	<b><u>County</u></b>
110	Argentina	BAR
111	Austria	BAU
112	Denmark	BDA
113	Greece	BGR
114	Japan	BJA
115	Korea	BKS
116	Morocco	BMO
117	Poland	BPL
118	Ukraine	BUP
119	Ghana	BGH
120	Monroe County High School	Monroe
121	South Warren High School	Warren
122	Glasgow High School	Barren
123	Murray	Calloway
124	Study Away, Nevada	B32
125	Washington, D.C.	B11
126	Study Away, California	B06
127	Frankfort	Franklin
128	Tanzania	BTZ
129	Canada	BCA
130	Study Away, New York	B36
131	Study Away, Puerto Rico	BRQ
132	Boyle County High School	Boyle
133	Larue County High School	Larue
134	Frankfort	Franklin
135	Garrard County High School	Garrard
136	Myanmar, South Asia	BMM
137	South Korea	BKS
138	Sweden	BSW
139	Arizona	B04
140	Frederick Fraise HS, Cloverport	027
141	Trimble County High School	223
142	Belgium	BBE
143	Illinois	B17
144	Breckinridge County	
145	Peru	
146	Cuba	
147	Louisiana	
148	Multiple Foreign Countries	BZZ
149	Montana	B30
150	Chile	BCI
151	McLean County High School	McLean
152	Spencer County High School	Spencer
153	Washington County High School	Washington
154	Assumption High School	Jefferson
155	Holy Cross High School	Kenton

**TABLE 29 (Continued)****WESTERN KENTUCKY UNIVERSITY (Continued)**

<u>Code</u>	<u>Site</u>	<u>County</u>
156	Ohio Area Technology Center	Ohio
157	Apollo High School	Daviess
158	Deberry Prison, Tennessee	B47
159	Fern Creek High School	Jefferson
160	Beaver Dam	Ohio
161	Trinidad	BTD
162	Utah	B49
163	Hawaii	B15
164	Ohio	
165	Texas	
166	Barren River State Park	Allen
167	Bourbon County High School	Bourbon
168	Grayson County High School	Grayson
169	Florida	
170	Iceland	
171	Indiana	
172	Martha Layne Collins High School	
173	Monroe Co Area Technology Ctr.	
174	Nelson County High School	
175	Trinity High School	
176	Norton Hospital Louisville	
177	Health Agency in Glasgow	
178	Elizabethtown High School	
179	Multiple States	
180	New Zealand	
181	Taiwan	
182	North Carolina	
183	Kentucky	
184	GEO International High School	Warren
185	Southwestern High School	Pulaski
186	Hancock County High School	Hancock
187	Green County Schools	Green
188	Bowling Green Country Club	Pulaski
189	Hopkinsville High School	Christian
190	North Oldham High School	Oldham
191	Valley High School	Jefferson
192	Thomas Nelson High School	Nelson

TABLE 30

BUILDING CONDITION CODES (NCHEMS)

<u>Code</u>	<u>Description</u>
1	<u>Satisfactory</u> : Suitable for continued use with normal maintenance. Any single item of major maintenance or capital renewal is not greater than \$40,000. (Catastrophic failures accepted.)
2	<u>Remodeling - A</u> : Requires restoration and/or replacement of some building system components in order to meet acceptable standards without major room use changes, alterations, or modernizations. The approximate cost of "Remodeling A" is not greater than 25 percent of the estimated replacement cost of the building.
3	<u>Remodeling - B</u> : Requires major updating and/or modernization of the building. The approximate cost of "Remodeling B" is greater than 25 percent, but not greater than 50 percent of the estimated replacement cost of the building.
4	<u>Remodeling - C</u> : Requires major remodeling and total replacement of the major building system components. The approximate cost of "Remodeling C" is greater than 50% of the replacement cost of the building.
5	<u>Demolition</u> : Should be demolished or abandoned because the building is unsafe or structurally unsound, irrespective of the need for the space or the availability of funds for replacement. This category takes precedence over categories 1, 2, 3, and 4. If a building is scheduled for demolition, its condition is recorded as "demolition," regardless of its condition.
6	<u>Termination</u> : Planned termination or relinquishment of occupancy of the building for reasons other than unsafeness or structural unsoundness, such as abandonment of temporary units or vacation of leased space. This category takes precedence over categories 1, 2, 3, and 4. If a building is scheduled for termination, its condition is recorded as "termination," regardless of its condition.

**TABLE 35**  
**GENERAL EDUCATION COURSES**

	<u>Code</u>	<u>Discipline</u>
<b>Communications</b>	OC	Oral Communications (Courses that met the learning outcomes associate with the general education categories of Oral Communications or Written Communications according to the General Education Transfer Policy and Implementation Guidelines.)
	WC	Written Communications
<b>General Education</b>	GE	General Education Courses which do not fit in an established category
<b>Arts and Humanities</b>	AH	Arts and Humanities (e.g., fine arts, excluding studio art and music performance courses; philosophy; literature; history; foreign language) Courses that meet the SLOs associated with the general education Arts and Humanities category, according to the General Education Transfer Policy and Implementation Guidelines.
<b>Quantitative Reasoning</b>	QR	Mathematics (college algebra or higher) Courses that meet the SLOs associated with the general education Quantitative Reasoning category, according to the General Education Transfer Policy and Implementation Guidelines.
<b>Natural Sciences</b>	NS	Natural Science (e.g., biology, chemistry, physics, astronomy, geology, physical science)
	SL	Natural Science with laboratory Natural Science with laboratory. Courses that meet the SLOs associated with the general education Natural Sciences category, according to the General Education Transfer Policy and Implementation Guidelines.
<b>Social and Behavioral Sciences</b>	SB	Social/Behavioral Sciences (e.g., psychology, sociology, economics, history, anthropology, geography, political science) Courses that meet the SLOs associated with the general education Social and Behavioral Sciences category, according to the General Education Transfer Policy and Implementation Guidelines.

**TABLE 36**

**GENERAL EDUCATION CERTIFICATIONS**

**Code**

A	General Education – Fully Certified  Minimum of 30 unduplicated credit hours which includes the core component and all additional institution-specific general education courses as certified by the sending college or university.
B	General Education – Core Certified  Minimum of 30 unduplicated credit hours in all five general education categories as certified by sending college or university.
C	General Education – Category Certified  One or more of the five general education categories as certified by the sending college or university.
X	No General Education Certification.

**TABLE 38**  
**Space Assignment Categories**  
**Reported in the Room File**

This reporting of space is intended to present a functional classification pattern of space use.

- 01 **Instruction** – Activities carried out for the express purpose of eliciting some measure of educational change in a learner or group of learners. For example, space utilized for general academic instruction, vocational/technical instruction, special session instruction, community education, and preparatory/remedial/developmental instruction activities may be included.
- 02 **Research** – Activities intended to produce one or more research outcomes – including the creation of knowledge, the organization of knowledge, and the application of knowledge – is included within this category. Any space used in support of research activity that may be conducted with institutional funds or under the terms of agreement with an agency external to the institution may be included.
- 03 **Public Service** – Activities established to make available to the public the various resources and capabilities of the institution for the specific purpose of responding to a community need or solving a community problem (activities established primarily to provide non-instructional services beneficial to individuals outside the institution).
- 04 **Academic Support** – Activities established to provide support services for the institution’s primary missions – instruction, research, and public service. This category includes areas such as libraries, museums and galleries, audio-visual services, academic computing support, ancillary support, academic administration, academic personnel development, and course and curriculum development.
- 05 **Student Services** – Those activities that contribute to the emotional and physical well-being of students, as well as to their intellectual, cultural, and social development outside of the context of the institution’s formal instruction program. For example, student services administration, admissions, registrar, social and cultural development, counseling and career guidance, financial aid, and student health services may be included in this category.
- 06 **Institutional Support** – Central executive-level activities carried out in direct support of one or more of the instruction, research, and public service programs. For example, activities related to the central executive-level management, long-range planning and operation of the entire institution, planning activities related to fiscal operations space management, human resources, administrative data processing, campus security and support services to faculty and staff not operated as an auxiliary enterprise may be included.
- 07 **Operation and Maintenance of Plant** – Activities that support physical plant administration, building maintenance, custodial service, utilities, landscape and grounds maintenance, and major repairs and renovations.
- 08 **Auxiliary Enterprises** – Activities associated with the operation of auxiliary enterprises. An auxiliary enterprise is an entity that exists to furnish goods or services to faculty, staff, or students and that charges a fee directly related to, though not necessarily equal to, the cost of the goods or services.



**TABLE 38 continued**

- 09 **Hospitals** – Activities associated with the patient-care operations of a university-operated hospital. This category includes direct patient care, health care supportive services, administration of hospitals, and physical plant operations for hospitals.
- 10 **Independent Operations** – Activities that are owned or controlled by the institution as investments, and which are financed as part of the institution’s current operations.
- 11 **Unassigned** – Facilities that are not in use at the time of the inventory.
- 12 **Leased** – Space owned by the institution but leased to and occupied by a non-affiliated group(s).

SOURCE: “College and University Business Administration: Financial Accounting and Reporting,”  
National Association of College and University Business Officers.

**TABLE 39**  
**Codes for Statewide Benchmarked Placement Exams**  
**Reported in the Entrance Exam File**

Exam

COMPASS Writing Skills (English/Writing)  
COMPASS Reading (Reading)  
COMPASS Algebra (Math)  
COMPASS College Algebra (Math)  
KYOTE College Readiness Math (Math)  
KYOTE College Algebra Domain (Math)  
KYOTE Reading, Scaled Score (Reading)  
COMPASS e-Write (8-point) (English/Writing)  
COMPASS e-Write (12-point) (English/Writing)  
COMPASS ESL (Reading)  
KYOTE Writing  
GED Reasoning through the Language Arts  
GED Mathematical Reasoning  
PARCC English Language Arts/Literacy  
PARCC Mathematics  
Smarter Balanced English/Language Arts  
Smarter Balanced Mathematics

**TABLE 40**  
**SITE TYPE CODES**

<b><u>Code</u></b>	<b><u>Description</u></b>
00	Other
02	Dual credit/dual enrollment site for high school students
03	International program site
04	Practicum/internship site
05	Workplace (delivered on-site, for employees only)
06	Extended campus – instructional
08	Main Campus
09	Extended campus – other (facilities reported as “campuses” from Table 8)
10	Administrative/Advising

**TABLE 41**  
**Council on Postsecondary Education**  
**STEM+H Disciplines**  
**Effective July 2016**

The Council on Postsecondary Education defines STEM+H fields by their federal Classification of Instructional Program (CIP) codes. The specific subset of CIP codes that comprise the STEM+H disciplines are periodically reviewed and updated, most recently in July 2016.

The following list identifies the STEM+H CIP codes and their description. The first two digits reflect a broad categorization, with the next two digits narrowing the field, and the last two narrowing the field even further. In selected cases where even finer distinction is needed an additional two digits may be appended. These eight-digit CIP codes originate with CPE and are not maintained or recognized by the federal government (NCES). (Note: "XX" indicates that all CIP codes within the indicated level (two- or four-digit) are included.)

STEM+H CIP	STEM+H Field
01.0303	Aquaculture
01.09XX	Animal Sciences
01.10XX	Food Science and Technology
01.11XX	Plant Science
01.12XX	Soil Sciences
01.99XX	Agriculture, Agriculture Operations and Related Sciences, Other
03.01XX	Natural Resources Conservation and Research
03.03XX	Fishing and Fisheries Sciences and Management
03.05XX	Forestry
03.06XX	Wildlife and Wildlands Science and Management
03.99XX	Natural Resources and Conservation, Other
04.02XX	Architecture
10.XXXX	Communication and Information Technologies and Support Services
11.XXXX	Computer and Information Sciences and Related Services
13.1206	"SKYTeach" -- <i>WKU Only</i>
13.1311	Mathematics Teacher Education
13.1316	Science Teacher Education/General Science Teacher Education
13.1321	Computer Teacher Education
13.1322	Biology Teacher Education
13.1323	Chemistry Teacher Education
13.1327	Health Occupations Teacher Education
13.1329	Physics Teacher Education
13.1337	Earth Science Teacher Education
14.XXXX	Engineering
15.XXXX	Engineering Technologies and Engineering-Related Fields
19.05XX	Foods, Nutrition, and Related Services
26.XXXX	Biological and Biomedical Sciences
27.XXXX	Mathematics and Statistics

29.XXXX	Military Technologies	
30.01XX	Biological and Physical Sciences	
30.06XX	Systems Science and Theory	
30.10XX	Biopsychology	
30.18XX	Natural Sciences	
30.19XX	Nutrition Sciences	
30.25XX	Cognitive Science	
30.27XX	Human Biology	
30.30XX	Computational Science	
30.32XX	Marine Sciences	
30.3301	MS - Sustainability Science	
40.XXXX	Physical Sciences	
41.XXXX	Science Technologies/Technicians	
42.2801	PhD - Clinical Psychology	<i>Research Institutions Only</i>
42.2704	PhD - Experimental Psychology	<i>Research Institutions Only</i>
51.XXXX	Health Professions and Related Programs	
52.12XX	Management Information Systems and Services	
52.13XX	Management Sciences and Quantitative Methods	

---

**Table 42**  
**STEM+H Programs**  
**Request for Approval Form**

The Council on Postsecondary Education defines STEM+H fields by the federal Classification of Instructional Program (CIP codes). The specific subset of CIP codes that comprise the STEM+H disciplines are periodically reviewed and updated. Institutions wanting to submit **current academic programs** for consideration for STEM+H status should follow the instructions listed below.

1. A representative from the Academic Affairs office (or another appropriate office) at the institution shall contact Kim Arington ([Kathy.Garret@ky.gov](mailto:Kathy.Garret@ky.gov)) with the CIP Code and title of the program proposed for STEM+H designation.
2. Within 2 business days, Kathy Garret will send the **STEM+H Request for Approval Form** (see attached) to the representative at the institution.
3. The form will be completed by a representative at the institution, signed by the Provost, and returned to Kim Arington within 10 business days of receipt of the form.
4. CPE Academic Affairs staff will review and Kathy Garret respond within 10 business days from the date the form is received. She will copy the CPE's Data and Informational Unit.

**Please enter the following information:**

Date of request
Institution Name
Rationale for/evidence to support STEM+H status (e.g. curriculum changes that focus on STEM+H, classification as STEM+H in other states)
Curriculum Content: Please describe the content of the program
Courses included : Please list all STEM-related courses

Catalog Description: Please enter the description of the program as listed in the institution's course catalog.

CPE will respond to your request within 10 working days. Once approved, the institution will receive confirmation via email. Newly approved STEM+H programs will be included on the STEM+H list in the academic year.

Beginning 2018-19, all public postsecondary institutions in Kentucky will use the indicators of readiness established by the Council on Postsecondary Education as measures of college academic readiness. Upon admission<sup>1</sup> to a public postsecondary institution, students scoring at or above the established scores or grades will not be required to complete developmental coursework and will be allowed entry into college credit-bearing coursework that counts toward degree credit requirements.

Area	ACT Score	SAT Score	KYOTE <sup>2</sup>	GED College Readiness	PARCC	Smarter Balanced	ALEKS
<b>English (Writing)</b>	English 18 or higher	Evidence-Based Reading and Writing 480 or higher or 25 on the Writing and Language Test	Writing 6 or higher	Reasoning through the Language Arts 165 or higher	English Language Arts/Literacy 4 or higher	English/ Language Arts Level 4	N/A <sup>3</sup>
<b>Reading</b>	Reading 20 or higher	Evidence-Based Reading and Writing 480 or higher or 25 or higher on the Reading Test	Reading 20 or higher	Reasoning through the Language Arts 165 or higher	English Language Arts/Literacy 4 or higher	English/ Language Arts Level 4	N/A
<b>Mathematics (Quantitative Reasoning)</b>	Mathematics 19 or higher	Mathematics 500 or higher	College Readiness Mathematics 22 or higher	Mathematical Reasoning 165 or higher	Mathematics 4 or higher	Mathematics Level 4	ALEKS PPL 30
<b>Mathematics (College Algebra)</b>	Mathematics 22 or higher	Mathematics 560 or higher	College Algebra 14 or higher	Mathematical Reasoning 175 or higher	NA <sup>4</sup>	NA	ALEKS PPL 46
<b>Mathematics (Calculus)</b>	Mathematics 27 or higher	Mathematics 650 or higher	Calculus 15 or higher	NA	NA	NA	ALEKS PPL 76

1. Institutional admission policies are comprised of many factors including, but not limited to, high school completion, attainment of a state recognized high school equivalency diploma, high school coursework, ACT or SAT scores, high school GPA, class rank, an admission essay or interview, learning contract, and submission of an academic and/or civic activity portfolio. Other exams, prior college coursework, and placement exams may be used for course placement after a student is admitted to a postsecondary institution.
2. All exam scores remain an indicator of academic readiness for a minimum of twelve (12) months from the date of administration. Individual institutions may extend the length of time scores remain indicators of academic readiness.
3. N/A means not available at this time.
4. NA means not applicable as a placement exam.



**TABLE 44**

**Faculty Title**

Professor	<u>1</u>
Associate Professor	<u>2</u>
Assistant Professor	<u>3</u>
Lecturer	<u>4</u>
Instructor	<u>5</u>
Supervisor of Students (eg clinical supervisor of nurses, student teachers, etc)	<u>6</u>
Visiting Faculty	<u>7</u>
Teaching/Graduate Assistant	<u>8</u>
Other	<u>9</u>
<u>Teaching Full-Time Administrator</u>	<u>10</u>
<u>Medical School</u>	<u>11</u>

The logo features a stylized black silhouette of a person with arms raised, reaching towards a small five-pointed star.

# **Kentucky Council on Postsecondary Education**

*The Kentucky Council on Postsecondary Education does not discriminate on the basis of race, color, national origin, sex, religion, age or disability in employment or the provision of services and provides, upon request, reasonable accommodation including auxiliary aids and services necessary to afford individuals with disabilities an equal opportunity to participate in all programs and activities.*

Printed with State Funds

