

FIVE QUESTIONS
ONE MISSION
BETTER LIVES FOR KENTUCKY'S PEOPLE



Kentucky
UNBRIDLED SPIRIT™

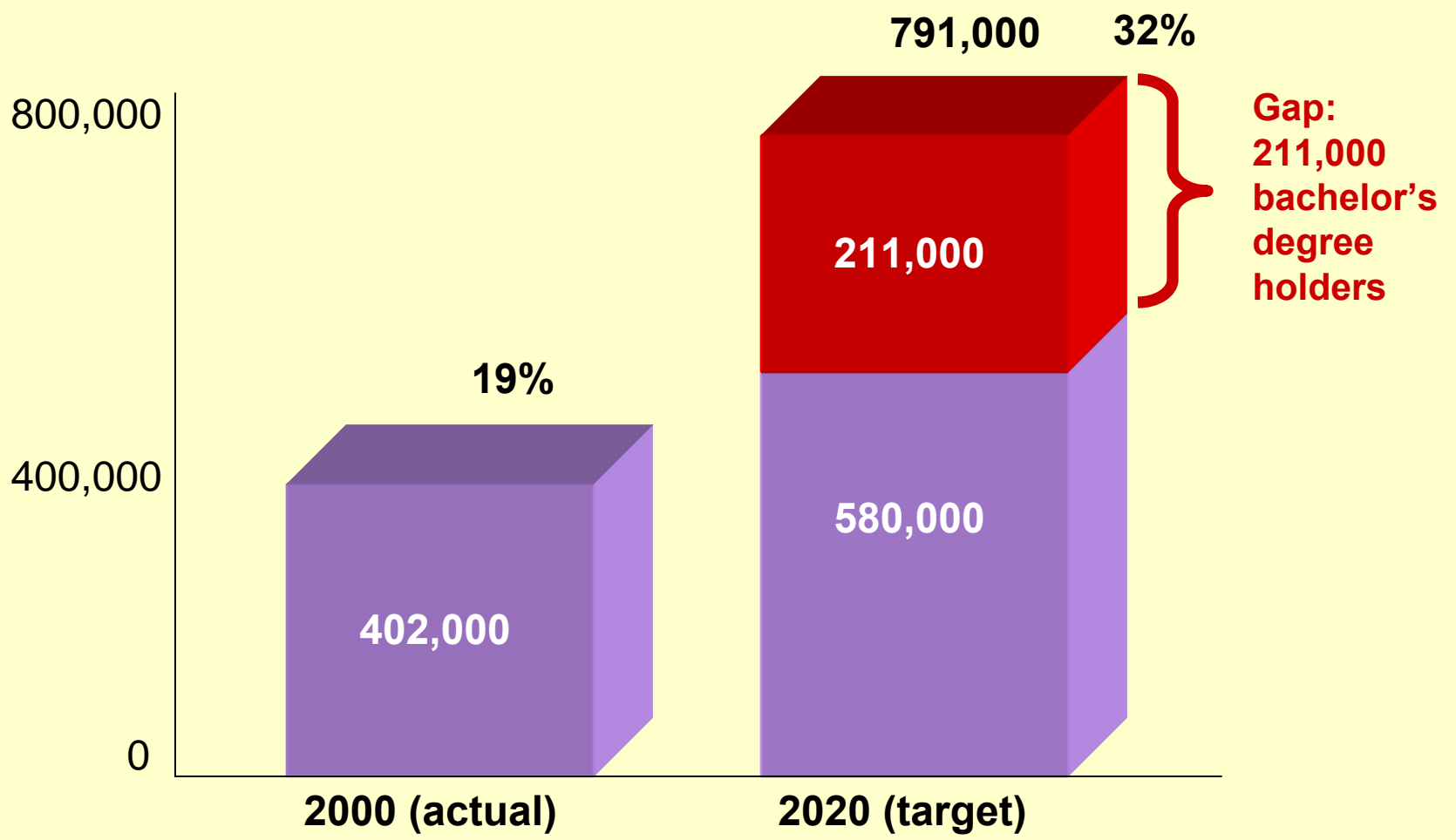
KENTUCKY COUNCIL ON
POSTSECONDARY EDUCATION

Double The Numbers

Council Meeting
September 16, 2007



What Does it Mean?



GOAL: To achieve postsecondary education reform goals, Kentucky must double the number of people with at least a bachelor's degree by 2020.

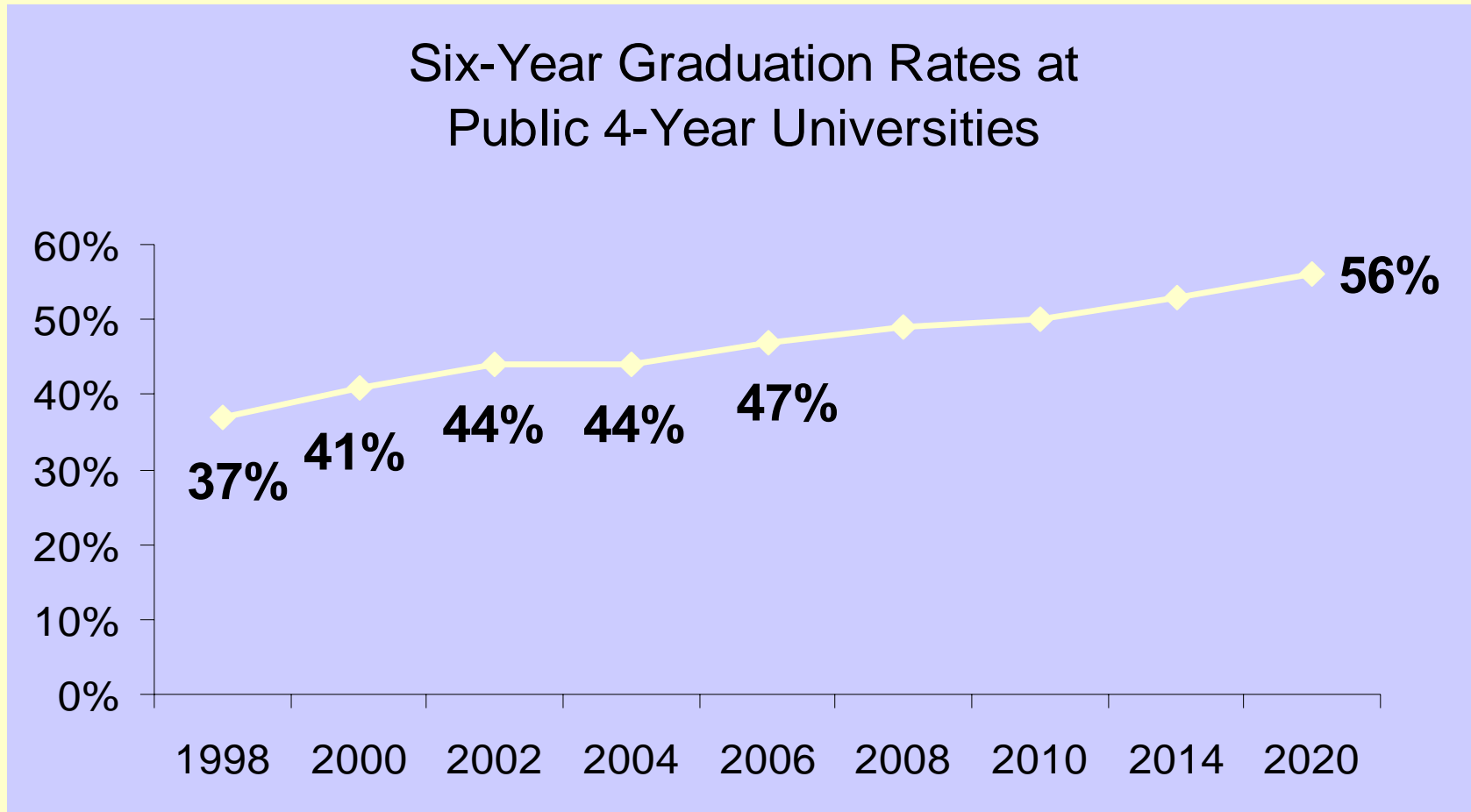
Closing the Gap: Double the Numbers Plan

Intervention	Strategies to 2020	Add'l Degrees
Increase postsecondary participation & quality	<ul style="list-style-type: none"> • Increase high school college-going rate from 62% to 74% • Increase adult college participation rate from 3.6% to 4.5% • Raise postsecondary system's graduation rate from 44% to 56% 	66,000
Improve GED to college transitions	<ul style="list-style-type: none"> • Increase college-going of GED graduates from 19% to 36% • Increase annual number of GED graduates from 9,000 to 15,000 	4,000
Enroll more first-time students at KCTCS	<ul style="list-style-type: none"> • Improve general education credit transfer • Keep KCTCS affordable • Increase number of students transferring from KCTCS to four-year universities from 3,100 to 11,334 	26,000
Raise high school graduation rates	<ul style="list-style-type: none"> • Enhance guidance counseling/support services • Improve teacher preparation programs • Increase high school graduation rate of 9th graders from 72% to 81% 	36,000
Increase migration and economic development	<ul style="list-style-type: none"> • Create new jobs to attract college-educated, out-of-state residents • Keep college graduates working in Kentucky • Increase number of jobs requiring at least a bachelor's degree 	79,000
Additional Degrees		211,000
Current Production Level		<u>580,000</u>
TOTAL		791,000

Closing the Gap: Double the Numbers Plan

Intervention	Strategies to 2020	Add'l Degrees
Increase postsecondary participation & quality	<ul style="list-style-type: none"> • Increase high school college-going rate from 62% to 74% • Increase adult college participation rate from 3.6% to 4.5% • Raise postsecondary system's graduation rate from 44% to 56% 	66,000
Improve GED to college transitions	<ul style="list-style-type: none"> • Increase college-going of GED graduates from 19% to 36% • Increase annual number of GED graduates from 9,000 to 15,000 	4,000
Enroll more first-time students at KCTCS	<ul style="list-style-type: none"> • Improve general education credit transfer • Keep KCTCS affordable • Increase number of students transferring from KCTCS to four-year universities from 3,100 to 11,334 	26,000
Raise high school graduation rates	<ul style="list-style-type: none"> • Enhance guidance counseling/support services • Improve teacher preparation programs • Increase high school graduation rate of 9th graders from 72% to 81% 	36,000
Increase migration and economic development	<ul style="list-style-type: none"> • Create new jobs to attract college-educated, out-of-state residents • Keep college graduates working in Kentucky • Increase number of jobs requiring at least a bachelor's degree 	79,000
Additional Degrees		211,000
Current Production Level		<u>580,000</u>
TOTAL		791,000

Growth Opportunity: Six-Year Graduation Rates



Source: CPE Comprehensive Database, 2020 Projections

Growth Opportunity: Six-Year Graduation Rates

	Fall 2000 Full-time First-Year Degree Seeking Students	Transferred	Still Enrolled	Graduated by Fall 2006	Six-Year Graduation Rate	Number of Additional Degrees Needed to Increase Six-Year Graduation Rate by 1%	Number of Additional Degrees Needed to Increase Six-Year Graduation Rate to 60%
EKU	1,791	430	110	634	35%	18	441
KSU	315	41	17	100	32%	3	89
Morehead	1,134	251	62	484	43%	11	196
Murray	898	115	41	505	56%	9	34
NKU	1,103	125	126	442	40%	11	220
WKU	2,098	328	120	1,030	49%	21	229
UK	2,944	538	112	1,740	59%	29	26
UofL	2,238	439	158	909	41%	22	434
TOTAL	12,521	2,267	746	5,844	47%	125	1,669

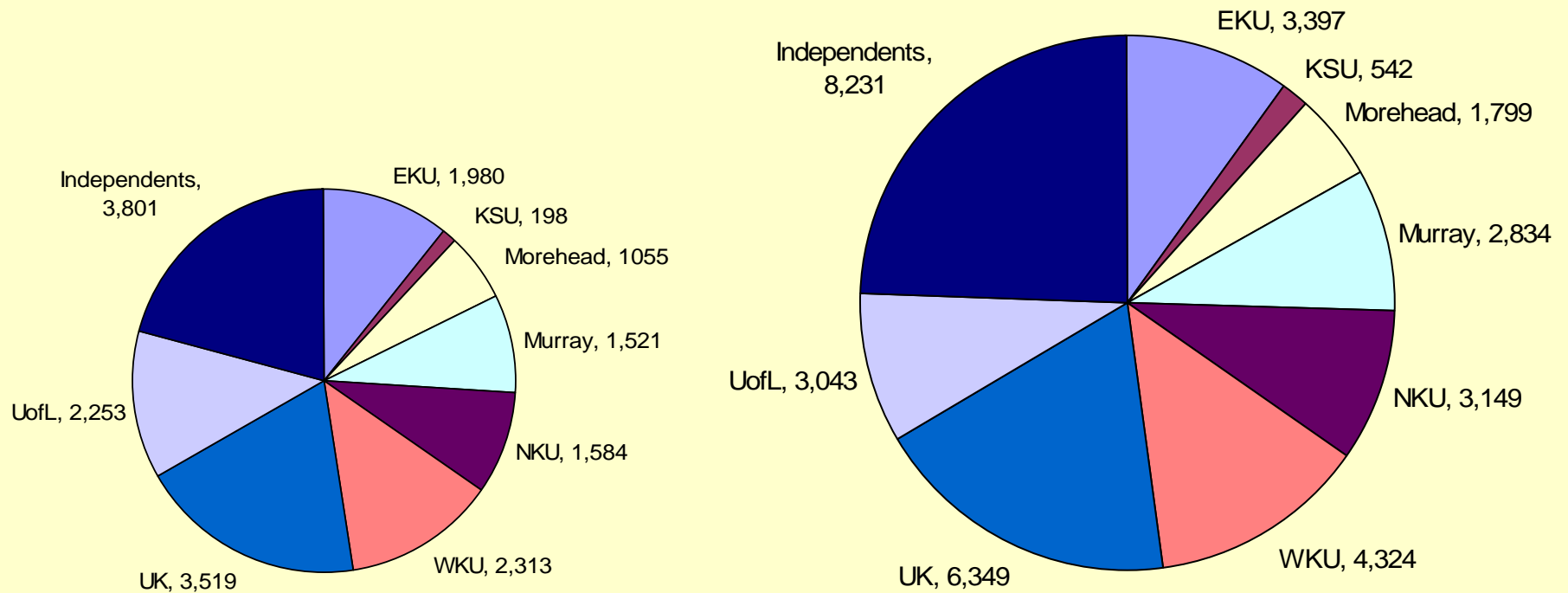
Source: CPE Comprehensive Database, 2020 Projections

Growth Opportunity: Six-Year Graduation Rates

	Fall 2000 Full-time First-Year Degree Seeking Students	Transferred	Still Enrolled	Graduated by Fall 2006	Six-Year Graduation Rate	Number of Additional Degrees Needed to Increase Six-Year Graduation Rate by 1%	Number of Additional Degrees Needed to Increase Six-Year Graduation Rate to 60%
EKU	1,791	430	110	634	35%	18	441
KSU	315	41	17	100	32%	3	89
Morehead	1,134	251	62	484	43%	11	196
Murray	898	115	41	505	56%	9	34
NKU	1,103	125	126	442	40%	11	220
WKU	2,098	328	120	1,030	49%	21	229
UK	2,944	538	112	1,740	59%	29	26
UofL	2,238	439	158	909	41%	22	434
TOTAL	12,521	2,267	746	5,844	47%	125	1,669

Source: CPE Comprehensive Database, 2020 Projections

Growth Opportunity: 2020 Preliminary Bachelor's Degree Targets



2006

Bachelor's Degrees: 18,679

2020

Bachelor's Degrees: 33,669

Source: CPE Comprehensive Database, 2020 Projections

What's Next

- Monitor short-term goals
- Finalize Double the Numbers Plan
- Revise funding policy to promote degree completion
- Focus new policies and strategies on accelerating improvement
- Work collaboratively with KHEAA, K-12, and Economic Development

